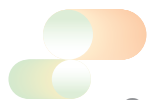





Tian Lun Gas Holdings Limited
天倫燃氣控股有限公司

(於開曼群島註冊成立的有限公司)
(Incorporated in the Cayman Islands with limited liability)
股份代號 Stock Code : 01600



2025 ANNUAL REPORT 年報





目錄

CONTENTS

2	公司資料	Company Profile
6	業務區域	Business Regions
8	運營及財務摘要	Operation & Financial Highlights
11	主席報告	Chairman's Statement
15	管理層討論及分析	Management Discussion and Analysis
24	董事及高級管理人員	Directors and Senior Management
30	董事會報告	Directors' Report
55	企業管治報告	Corporate Governance Report
72	獨立核數師報告	Independent Auditor's Report
86	綜合損益表	Consolidated Statement of Profit and Loss
87	綜合損益及其他全面收益表	Consolidated Statement of Profit and Loss and Other Comprehensive Income
88	綜合財務狀況表	Consolidated Statement of Financial Position
90	綜合權益變動表	Consolidated Statement of Changes in Equity
92	綜合現金流量表	Consolidated Cash Flow Statement
94	綜合財務報表附註	Notes to the Consolidated Financial Statements
284	五年財務摘要	Five Year Financial Summary



公司資料

COMPANY PROFILE

董事會

執行董事

張瀛岑先生(主席)
(於二零二五年一月二十七日辭任)
冼振源先生(主席、行政總裁、總經理)
(於二零二五年一月二十七日
獲委任為主席)
李 濤女士
肖 輝先生
張百萱女士(於二零二五年一月二十七日
獲委任)

非執行董事

陳 虹女士
張道遠先生

獨立非執行董事

李留慶先生
雷春勇先生
周 琳女士
陶曉慧女士(於二零二五年四月二十五日
獲委任)

審核委員會

李留慶先生(主席)
雷春勇先生
周 琳女士

薪酬委員會

周 琳女士(主席)
張瀛岑先生(於二零二五年一月二十七日
辭任)
肖 輝先生(於二零二五年一月二十七日
獲委任)
李留慶先生

BOARD OF DIRECTORS

Executive Directors

Mr. Zhang Yingcen (*Chairman*)
(resigned on 27 January 2025)
Mr. Xian Zhenyuan (*Chairman, Chief Executive Officer, General Manager*)
(appointed as Chairman on 27 January 2025)

Ms. Li Tao
Mr. Xiao Hui
Ms. Zhang Baixuan (appointed on 27 January 2025)

Non-executive Directors

Ms. Chen Hong
Mr. Zhang Daoyuan

Independent Non-executive Directors

Mr. Li Liuqing
Mr. Lei Chunyong
Ms. Zhou Lin
Ms. Tao Xiaohui (appointed on 25 April 2025)

AUDIT COMMITTEE

Mr. Li Liuqing (*Chairman*)
Mr. Lei Chunyong
Ms. Zhou Lin

REMUNERATION COMMITTEE

Ms. Zhou Lin (*Chairlady*)
Mr. Zhang Yingcen (resigned on 27 January 2025)

Mr. Xiao Hui (appointed on 27 January 2025)

Mr. Li Liuqing

提名委員會

張瀛岑先生(主席)
(於二零二五年一月二十七日辭任)
冼振源先生(主席)
(於二零二五年一月二十七日獲委任)
雷春勇先生
周琳女士

NOMINATION COMMITTEE

Mr. Zhang Yingcen (*Chairman*)
(resigned on 27 January 2025)
Mr. Xian Zhenyuan (*Chairman*)
(appointed on 27 January 2025)
Mr. Lei Chunyong
Ms. Zhou Lin

環境、社會及管治委員會

冼振源先生(主席)
(於二零二五年一月二十七日辭任)
李濤女士(主席)
(於二零二五年一月二十七日獲委任為主席)
肖輝先生
張百萱女士
(於二零二五年一月二十七日獲委任及
於二零二五年四月二十五日辭任)
陶曉慧女士
(於二零二五年四月二十五日獲委任)

ENVIRONMENTAL, SOCIAL AND GOVERNANCE COMMITTEE

Mr. Xian Zhenyuan (*Chairman*)
(resigned on 27 January 2025)
Ms. Li Tao (*Chairlady*)
(appointed as chairlady on 27 January 2025)
Mr. Xiao Hui
Ms. Zhang Baixuan
(appointed on 27 January 2025 and resigned on 25 April 2025)
Ms. Tao Xiaohui (appointed on 25 April 2025)

授權代表

冼振源先生
譚得機先生

AUTHORIZED REPRESENTATIVES

Mr. Xian Zhenyuan
Mr. Tam Tak Kei Raymond

公司秘書

譚得機先生

COMPANY SECRETARY

Mr. Tam Tak Kei Raymond

中國總部

中國
河南省鄭州市鄭東新區黃河東路六號
天倫集團大廈四樓

HEAD OFFICE IN THE PRC

4th Floor, Tian Lun Group Building,
No. 6 Huang He East Road, Zheng Dong New Area, Zhengzhou City, Henan Province,
The PRC

公司資料 (續) Company Profile (Continued)

香港主要營業地點

香港灣仔皇后大道東 163 號 163 QRE 20 樓

PRINCIPAL PLACE OF BUSINESS IN HONG KONG

20/F, 163 QRE, 163 Queen's Road East, Wanchai, Hong Kong

註冊辦事處

Windward 3, Regatta Office Park
PO Box 1350
Grand Cayman
KY1-1108
Cayman Islands

REGISTERED OFFICE

Windward 3, Regatta Office Park
PO Box 1350
Grand Cayman
KY1-1108
Cayman Islands

開曼群島股份過戶處

Ocorian Trust (Cayman) Ltd
Windward 3, Regatta Office Park
PO Box 1350
Grand Cayman
KY1-1108
Cayman Islands

CAYMAN ISLANDS SHARE TRANSFER OFFICE

Ocorian Trust (Cayman) Ltd
Windward 3, Regatta Office Park
PO Box 1350
Grand Cayman
KY1-1108
Cayman Islands

香港股份過戶處

香港中央證券登記有限公司
香港灣仔
皇后大道東 183 號
合和中心
17 樓 1712-1716 號舖

HONG KONG BRANCH SHARE REGISTRAR AND TRANSFER OFFICE

Computershare Hong Kong Investor Services Limited
Rooms 1712-1716, 17th Floor,
Hopewell Centre,
183 Queen's Road East,
Wanchai, Hong Kong

核數師

畢馬威會計師事務所
於《會計及財務匯報局條例》
下的註冊公眾利益實體核數師
香港中環
遮打道 10 號
太子大廈
8 樓

AUDITOR

KPMG
Public Interest Entity Auditor registered in accordance with
the Accounting and Financial Reporting Council Ordinance
8th Floor,
Prince's Building,
10 Chater Road,
Central, Hong Kong

法律顧問

龍炳坤、楊永安律師行
香港中環皇后大道中 29 號
華人行 16 樓 1603 室

LEGAL ADVISER

Loong & Yeung
Room 1603, 16/F, China Building
29 Queen's Road Central, Central, Hong Kong

主要往來銀行

中國建行股份有限公司
中國銀行股份有限公司
中國工商銀行股份有限公司
中國農業銀行股份有限公司
香港上海滙豐銀行有限公司
渣打銀行(中國)有限公司

PRINCIPAL BANKERS

China Construction Bank Corporation
Bank of China Limited
Industrial and Commercial Bank of China Limited
Agricultural Bank of China
The Hongkong and Shanghai Banking Corporation Limited
Standard Chartered Bank (China) Co., Ltd.

股份代碼

01600

STOCK CODE

01600

投資者關係聯絡

電話：86 371 6370 7151
傳真：86 371 6397 9930
電郵：ir@tianlungas.com
網址：www.tianlungas.com
地址：香港：
香港
灣仔皇后大道東 163 號
163 QRE 20 樓

INVESTOR RELATIONS

Telephone : 86 371 6370 7151
Fax : 86 371 6397 9930
E-mail : ir@tianlungas.com
Website : www.tianlungas.com
Address : Hong Kong:
20/F, 163 QRE, 163 Queen's Road East
Wanchai, Hong Kong

國內：
中國河南省鄭州市
鄭東新區
黃河東路六號
天倫集團四樓
投資者關係部

Mainland:
Department of Investor Relations,
4th Floor, Tian Lun Group Building,
No. 6 Huang He East Road,
Zheng Dong New Area,
Zhengzhou City, Henan Province, the PRC

郵編：450003

Zip Code : 450003

業務區域

BUSINESS REGIONS



業務區域 (續)
Business Regions (Continued)

	城市燃氣項目 Urban Gas Project	交通燃氣項目 Transportation Gas Project	LNG 工廠項目 LNG Plant Project	長輸管線 Long-haul Transmission Pipeline
河南 HENAN	鶴壁市、石林產業集聚區、鶴淇產業集聚區、許昌市、許昌新區、鄭州市上街區、濮陽市高新區、民權縣、嵩縣、新野縣、尉氏縣、新尉工業園區、港尉新區、尉北科技食品工業園區、蘭考縣、淅川縣、寶豐縣、葉縣、舞鋼市、西平縣、郊縣鄉鎮、淅川縣鄉鎮、沈丘縣 Hebi City, Shilin Industrial Assemble Zone, Heqi Industrial Assemble Zone, Xuchang City, Xuchang New Area, Shangjie District in Zhengzhou City, High-tech District in Puyang City, Minquan County, Song County, Xinye County, Weishi County, Xinwei Industrial Park, Gangwei New District, Weibei Technology and Food Industrial Park, Lankao County, Xichuan County, Baofeng County, Ye County, Wugang City, Xiping County, township in Jia County, township in Xichuan County, Shenqiu County	鶴壁市、許昌市、鄭州市上街區、民權縣、嵩縣、新野縣、尉氏縣、蘭考縣、淅川縣、葉縣、舞鋼市 Hebi City, Xuchang City, Shangjie District in Zhengzhou City, Minquan County, Song County, Xinye County, Weishi County, Lankao County, Xichuan County, Ye County, Wugang City		平頂山 Pingdingshan City
吉林 JILIN	敦化市、磐石市、大安市、九台市、通榆縣、鎮賚縣、農安縣、長春市空港經濟開發區、伊通滿族自治縣、乾安縣、汪清縣、舒蘭市 Dunhua City, Panshi City, Da'an City, Jiutai City, Tongyu County, Zhenlai County, Nong'an County, Changchun Airport Economic Zone, Yitong Manchu Autonomous County, Qian'an County, Wangqing County, Shulan City	磐石市、大安市、九台市、白城市、通榆縣、鎮賚縣、長春市雙陽區 Panshi City, Da'an City, Jiutai City, Tongyu County, Zhenlai County, Shuangyang District in Changchun City	長嶺縣 Changling County	大安市 Da'an City
雲南 YUNNAN	會澤縣、個舊市、廣南縣、硯山縣、魯甸縣、河口縣 Huize County, Gejiu City, Guangnan County, Yanshan County, Ludian County, Hekou County			
山東 SHANDONG	曹縣、單縣、菏澤市高新區、東明縣 Cao County, Shan County, High-tech District in Heze City, Dongming County			
廣西 GUANGXI	鹿寨縣、灌陽縣 Luzhai County, Guanyang County			
甘肅 GANSU	白銀市、靖遠縣、古浪縣 Baiyin City, Jingyuan County, Gulang County	白銀市、古浪縣 Baiyin City, Gulang County		
湖南 HUNAN	洞口縣、鳳凰縣 Dongkou County, Fenghuang County	洞口縣 Dongkou County		
河北 HEBEI	石家莊市裕華區 Yuhua District in Shijiazhuang City	邢臺市 Xingtai City		
廣東 GUANGDONG	潮州市龍湖鎮、潮州市浮洋鎮、潮州市東鳳鎮、汕頭市澄海區、汕頭市潮陽區、樂昌市 Longhu Town in Chaozhou City, Fuyang Town in Chaozhou City, Dongfeng Town in Chaozhou City, Chenghai District in Shantou City, Chaoyang District in Shantou City, Lechang City			
陝西 SHAANXI	乾縣、禮泉縣、子洲縣、米脂縣、吳堡縣 Qian County, Liquan County, Zizhou County, Mizhi County, Wubu County	乾縣、禮泉縣、吳堡縣 Qian County, Liquan County, Wubu County		
江蘇 JIANGSU				吳江市 Wujiang City
四川 SICHUAN	成都市新都區、成都市金堂縣、綿竹市 Xindu District in Chengdu City, Jintang County in Chengdu City, Mianzhu City	綿竹市 Mianzhu City		
福建 FUJIAN	三明市 Sanming City			
青海 QINGHAI	大通縣、互助縣 Datong County, Huzhu County	大通縣、互助縣 Datong County, Huzhu County		

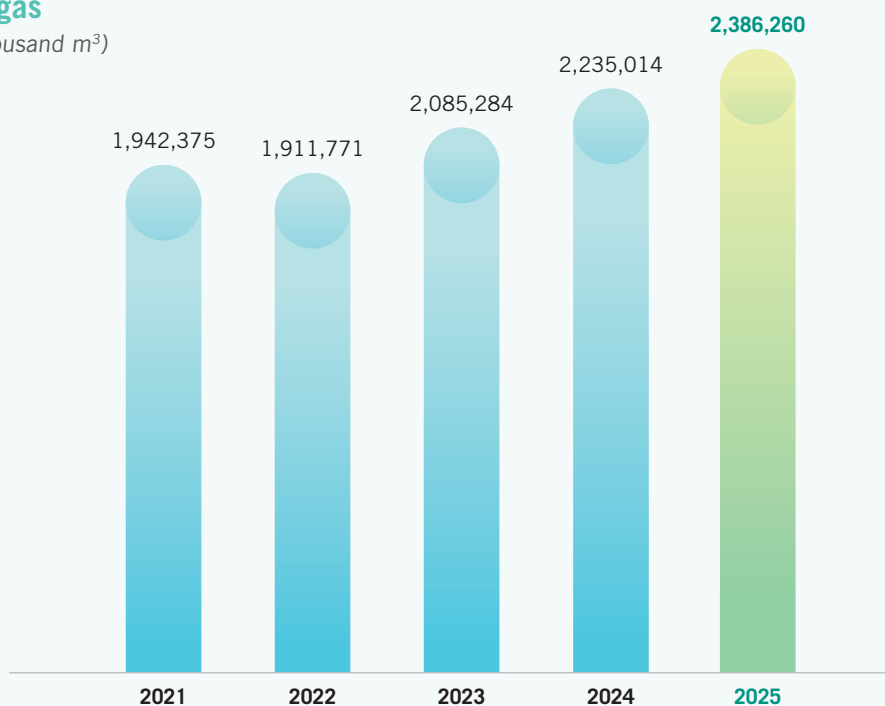
運營及財務摘要

OPERATION & FINANCIAL HIGHLIGHTS

總銷氣量

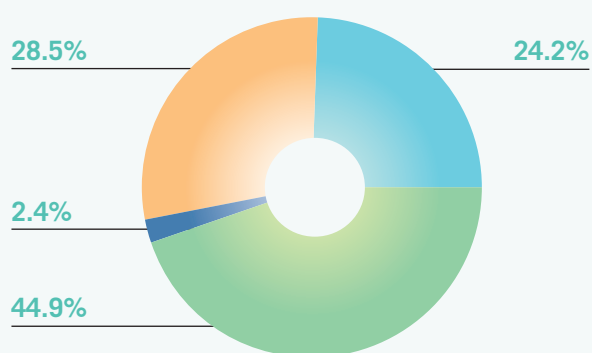
Total sales of gas

(千立方米)(in thousand m³)




銷氣結構

GAS SALES STRUCTURE



年內，本集團銷售於住宅用戶、工商業用戶、交通用戶、批發業務的氣量分別佔燃氣總銷量24.2%、44.9%、2.4%及28.5%。

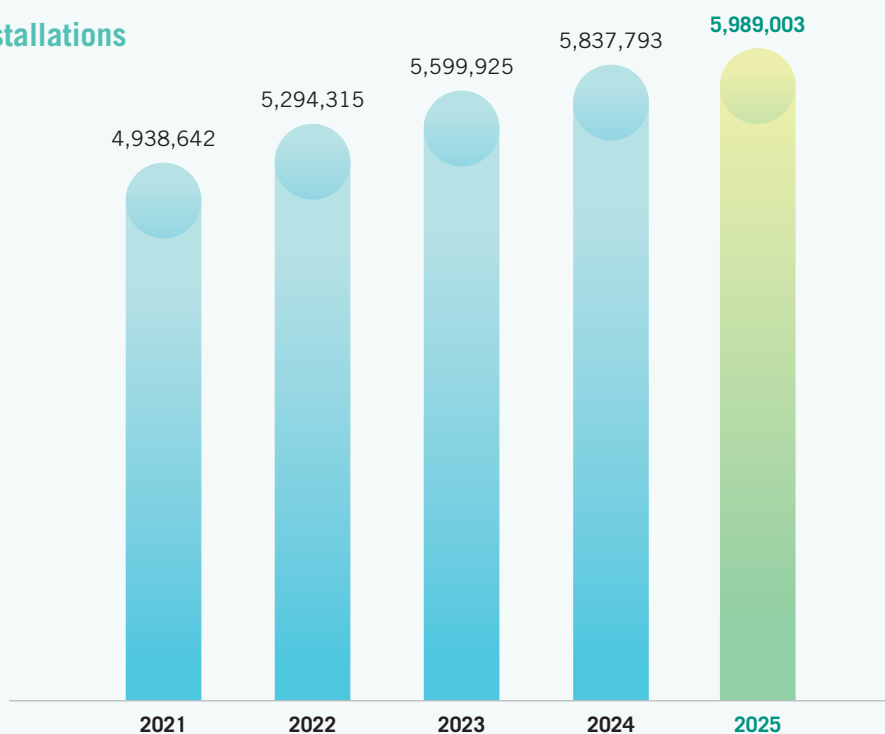
During the year, the volume of gas of the Group sold to residential users, industrial and commercial users, transportation users, wholesale business accounted for 24.2%, 44.9%, 2.4% and 28.5% of total gas sales volume, respectively.



累計安裝用戶

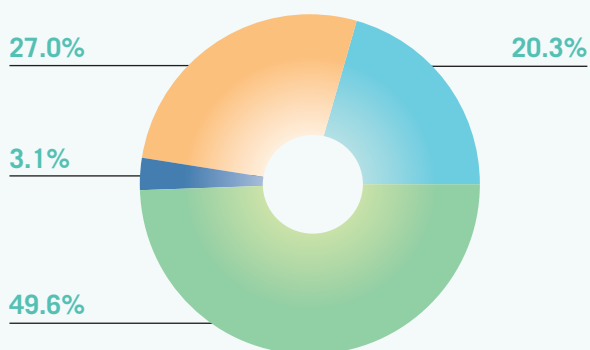
Cumulative installations

(戶) (households)



銷氣收入

STRUCTURE OF REVENUE FROM GAS SALES



年內，本集團銷售於住宅用戶、工商業用戶、交通用戶、批發業務的銷售收入分別佔總銷售收入 20.3%、49.6%、3.1% 及 27.0%。

During the year, the revenue from gas sales of the Group to residential users, industrial and commercial users, transportation users, wholesale business accounted for 20.3%, 49.6%, 3.1% and 27.0% of total revenue from gas sales, respectively.



住宅用戶

Residential users



工商業用戶

Industrial and commercial users



交通用戶

Transportation users



批發業務

Wholesale business

運營及財務摘要 (續)

Operation & Financial Highlights (Continued)

財務摘要

Financial Highlights

		2024 人民幣千元 RMB'000	2025 人民幣千元 RMB'000
收入及利潤	Revenue and profit		
收入	Revenue	7,780,765	7,937,480
除所得稅前利潤	Profit before income tax	506,980	111,387
所得稅費用	Income tax expense	(182,471)	(55,625)
年度利潤	Profit for the year	324,509	55,762
資產及負債	Assets and liabilities		
非流動資產	Non-current assets	9,912,541	9,808,286
流動資產	Current assets	5,997,512	5,588,313
非流動負債	Non-current liabilities	5,152,757	5,568,489
流動負債	Current liabilities	4,494,813	3,701,626
現金及現金等價物	Cash and cash equivalents	1,103,037	1,238,278
權益	Equity		
股本	Share capital	8,264	8,264
股本溢利	Share premium	81,317	81,317
歸屬於本公司所有者	Attributable to owners of the Company	5,944,273	5,832,102
非控制性權益	Non-controlling interests	318,210	294,382
總權益	Total equity	6,262,483	6,126,484
每股收益 – 基本及攤薄	Earnings per share – basic and diluted	0.31	0.04

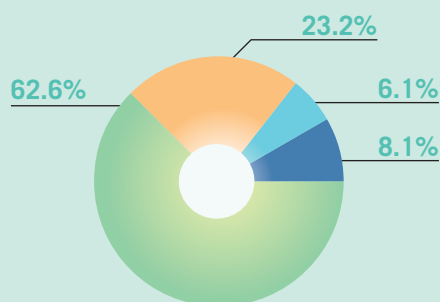
財務指標

Financial Indicators

		2024 人民幣千元 RMB'000	2025 人民幣千元 RMB'000
毛利率	Gross profit margin	17.2%	14.0%
資產負債率	Assets gearing ratio	60.6%	60.2%

收入結構

REVENUE STRUCTURE



		2025
● 零售銷氣	Sale of gas	62.6%
● 批發銷氣	Wholesale of gas	23.2%
● 工程安裝及服務	Engineering construction services	6.1%
● 其他業務	Other business	8.1%

年內，本集團零售銷氣業務、批發銷氣業務、工程安裝及服務業務、其他業務的收入分別佔總收入 62.6%、23.2%、6.1% 及 8.1%。

During the year, the revenue from retail business of gas, wholesale business of gas, engineering construction service business and other business of the Group accounted for 62.6%, 23.2%, 6.1% and 8.1% of total revenue, respectively.

主席報告

CHAIRMAN'S STATEMENT



冼振源 主席
Xian Zhenyuan, Chairman

尊敬的股東：

二零二五年是全球能源格局深刻重構的一年。在經歷了宏觀經濟環境、市場狀況與行業政策的多重考驗後，各國將能源安全提升至戰略核心，天然氣作為清潔低碳的過渡能源，其戰略地位愈發凸顯。縱觀國內，二零二五年是「十四五」規劃收官之年，也是深化能源結構調整的關鍵節點。儘管國際天然氣市場仍面臨價格波動與供應鏈風險，中國依托完善的管網基礎設施與多元化的進口渠道，天然氣產供儲銷體系建設進展良好。現階段，隨著調峰保供中的價值釋放，天然氣在新型能源體系中的支撐作用更加牢固。

Dear Shareholders,

The year 2025 was a year of profound restructuring of the global energy landscape. After experiencing multiple challenges arising from the macroeconomic environment, market conditions and industry policies, countries have elevated energy security to a strategic priority. As a clean and low-carbon transitional energy, natural gas has seen its strategic position become increasingly prominent. Domestically, 2025 was the concluding year of the 14th Five-Year Plan and a critical juncture for deepening energy structure adjustment. Despite ongoing price volatility and supply chain risks in the international natural gas market, China's natural gas production, supply, storage and sales system achieved remarkable progress, supported by well-developed pipeline infrastructure and diversified import channels. At this stage, with the enhanced role of peak-shaving and supply assurance, natural gas has assumed a more solid supporting role in the new energy system.

主席報告 (續) Chairman's Statement (Continued)

面對二零二五年依然複雜的能源形勢，天倫燃氣始終將保障安全穩定供氣視為首要責任。依託全國「一張網」的互聯互通優勢，集團開展精細化資源調配，充分發揮儲氣庫及液化天然氣接收終端調峰作用，構建起「冬季保供、夏季儲氣」的高效運轉模式。

在安全管控上，集團深度運用物聯網、大數據等技術，對場站及管網實施24小時智能監控，實現風險預判與隱患治理的閉環管理。同時，持續完善應急預案，強化政企聯動，針對極端天氣與各類突發工況，確保響應迅速、處置有效。通過全鏈條壓實責任，天倫燃氣不僅為經濟社會平穩運行提供了堅實的能源供給底氣，也為百姓溫暖過冬築牢了安全防線。

回望二零二五年，天倫燃氣的業務開展路徑圍繞氣源、銷氣與綜合服務三大維度形成閉環，旨在推動集團從傳統燃氣供應商向能源服務商轉型。在氣源端，公司致力於構建多氣源供應格局，通過加強與國家管網及「三桶油」的戰略合作減少供氣層級，同時推動區域管網互聯互通以增強應急調配能力，並利用儲氣設施拓展LNG貿易渠道，從而在保障採暖季調峰供應的同時實現保供降本。在銷氣環節，策略聚焦於走穩零售基本盤，一方面通過「瓶改管」和「一企一策」定制服務深挖工商業存量市場，另一方面緊抓政策機遇落實價格聯動以修復毛差，為全年利潤釋放奠定基礎。在綜合服務業務層面，公司依託龐大的用戶規模構建服務生態，推進燃氣安全與個性化美裝業務標準化，並利用老舊小區改造場景推廣產品換新，以此打造第二大業務。總體而言，天倫燃氣通過氣源多元化降低運營成本，支撐銷氣規模擴張與價差修復，進而以用戶基礎為綜合服務業務創造場景，最終實現三大環節的協同增長與價值釋放。

In response to the still complex energy situation in 2025, Tian Lun Gas has consistently regarded ensuring safe and stable gas supply as its primary responsibility. Leveraging the interconnection advantages of the national “one network”, the Group implemented refined resource allocation, fully utilising the peak-shaving role of gas storage facilities and LNG receiving terminals, and established an efficient operation mode of “winter supply guarantee and summer gas storage”.

In terms of safety management, the Group has extensively applied technologies such as IoT and big data to implement 24-hour intelligent monitoring of stations and pipeline networks, achieving closed-loop management of risk prediction and hazard rectification. Meanwhile, it has continuously improved emergency response plans and strengthened government-enterprise collaboration to ensure rapid response and effective handling in response to extreme weather and various emergency operating scenarios. Through comprehensive accountability across the entire value chain, Tian Lun Gas has not only strengthened confidence in stable energy supply for economic and social operations, but also built a strong safety defense to ensure that people stay warm throughout the winter.

Looking back at 2025, Tian Lun Gas's business development has formed an integrated closed loop centered on three dimensions: gas sourcing, gas sales and comprehensive service business, aiming to drive the Group's transformation from a traditional gas supplier to an integrated energy service provider. On the gas sourcing side, the Company is committed to building a diversified supply structure. By strengthening strategic cooperation with the national pipeline network and the “three major oil companies” to reduce gas supply tiers, promoting regional pipeline network interconnection to enhance emergency allocation capabilities, and utilising gas storage facilities to expand LNG trading channels, the Company ensured peak-shaving supply during the heating season while reducing costs through supply optimisation. In the gas sales segment, the strategy focuses on stabilising the retail foundation. On one hand, the Group continues to deepen its penetration into the industrial and commercial stock market through “bottle-to-pipe conversion” initiatives and “one-enterprise-one-policy” customised services; on the other hand, it seizes policy opportunities to implement price linkage mechanisms to restore gross margins, thereby laying a solid foundation for full-year profit improvement. At the comprehensive service business level, the Company leverages its extensive user base to build a comprehensive service ecosystem. It promotes the standardisation of gas safety services and personalised home improvement solutions, and utilises old community renovation scenarios to drive product replacement, thereby cultivating a second major business segment. Overall, Tian Lun Gas reduces operating costs through gas sourcing, supports expansion in gas sales volume and margin recovery, and leverage its user base to create comprehensive service scenarios, ultimately achieving synergistic growth and value enhancement across all three segments.

展望

二零二六年是「十五五」開局之年，中國經濟在穩中求進中加速培育新質生產力，高質量發展根基持續夯實。能源領域穩步推進轉型，天然氣在新型能源體系建設中仍扮演重要角色。隨著全國統一大市場建設的深入和油氣管網公平開放機制的完善，天然氣消費預期保持平穩增長，儲氣調峰能力與市場化改革成為行業發展主線。各地持續推進老舊管網改造與「城市更新」，城市燃氣普及率與用氣量穩步提升，天然氣企業也加快從單一能源供應商向綜合服務商轉型。在這一宏觀背景下，如何通過數智化手段深挖用戶價值、以服務創新拓展業務邊界，成為天倫燃氣把握戰略機遇、實現高質量增長的關鍵命題。

展望二零二六年，在能源轉型與市場競爭的雙重浪潮下，天倫燃氣致力於走出一條以「銷氣與綜合服務雙輪驅動」為戰略引擎的高質量發展路徑。銷氣業務作為根基，是連接千家萬戶的天然接口。龐大的用戶規模不僅構築了穩定的現金流護城河，更為綜合服務業務提供了海量的精準流量池。通過日常安檢、抄表等高頻服務觸點，銷氣端能夠洞察用戶深層次的生活需求，將服務場景從「燃氣開通」自然延伸至「美好生活打造」，為綜合服務業務創造了廣闊的市場基礎和極具價值的用戶反饋閉環。

與此同時，綜合服務業務不再是傳統燃氣業務的點綴，而是提升整體競爭力的戰略高地。圍繞燃氣使用場景開發的安全產品、智慧廚房及延伸家居解決方案，一方面通過專業、貼心的服務顯著提升了用戶粘性與品牌美譽度，另一方面在高度同質化的燃氣市場中開闢了差異化的競爭賽道，為企業創造了新的利潤增長點與溢價空間。

OUTLOOK

The year 2026 marks the opening year of the 15th Five-Year Plan. China's economy is accelerating the cultivation of new quality productive forces while pursuing steady progress, and the foundation for high-quality development continues to strengthen. The energy sector is steadily advancing transformation, and natural gas still plays an important role in the new energy system construction. With the deepening of the development of the national unified market and the improvement of fair access mechanisms for oil and gas pipeline networks, natural gas consumption is expected to maintain steady growth, with peak-shaving capacity and market-oriented reform emerging as the main development themes of the industry. Various localities continue to promote renovation of aging pipeline networks and "urban renewal", leading to steady increases in urban gas penetration and gas consumption, and natural gas enterprises are accelerating their transformation from single energy suppliers to comprehensive service providers. Against this macro backdrop, deeply exploring user value through digital and intelligent solutions and expanding business boundaries through service innovation have become a key proposition for Tian Lun Gas to capture growth opportunities and achieve high-quality growth.

Looking ahead to 2026, under the dual waves of energy transition and market competition, Tian Lun Gas is committed to forging a high-quality development path with "gas sales and comprehensive service business as dual-wheel drive" as the strategic engine. As the foundation, the gas sales business is the natural interface connecting thousands of households. The extensive user base not only builds a stable cash flow moat, but also provides a substantial source of precise traffic for the comprehensive service business. Through high-frequency service touchpoints such as routine safety inspections and meter readings, the gas sales side can gain deep insights into users' needs, naturally extending service scenarios from "gas connection" to "creating a better life", thereby establishing a broad market foundation and highly valuable user feedback loop for the comprehensive service business.

Meanwhile, the comprehensive service business is no longer merely a supplement to the traditional gas business, but a strategic highland for enhancing overall competitiveness. Safety products, smart kitchens and extended home solutions developed around gas usage scenarios, on one hand, significantly enhance user stickiness and brand reputation through professional and thoughtful services; on the other hand, open up differentiated competitive pathways in the highly homogeneous gas market, creating new profit drivers and premium space for the enterprise.

主席報告 (續) Chairman's Statement (Continued)

兩者互為表裡，共生共榮：銷氣為綜合服務提供場景與信任背書，使其能夠精準觸達用戶並快速迭代優化；綜合服務則為銷氣注入溫度與附加值，使其從單一的能源供應升級為全方位的用戶運營。這種良性循環，形成了驅動企業持續向上的協同效應。在雙輪的協同發力下，天倫燃氣不僅實現了經營效益的穩步提升，更構築了難以複製的核心競爭力，正穩健地駛向高質量發展的新藍海。

展望未來，天然氣作為清潔能源的主力軍，在新型能源體系建設中肩負重要使命。天倫燃氣將緊抓行業發展機遇，持續提升運營管理水平，深化技術創新與服務升級，全力保障燃氣安全穩定供應，為地方經濟社會發展貢獻清潔能源力量。

致謝

歲序更替，華章日新。天倫燃氣謹向長期以來關心支持集團發展的各級領導、合作夥伴與社會各界人士致以崇高敬意，向奮戰在公司各條戰線上的全體同仁表示誠摯感謝。征途漫漫，惟有奮鬥；夢想在前，惟有實幹。新的一年，願全體同仁繼續攜手同行，以更加昂揚的鬥志、更加務實的作風，共同書寫天倫燃氣高質量發展的嶄新篇章。

主席
冼振源

二零二六年三月三十日

The two are mutually reinforcing and symbiotic: gas sales provide scenarios and trust endorsement for comprehensive service business, enabling precise user reach and rapid iteration optimisation; comprehensive service business inject added value into gas sales, upgrading it from single energy supply to comprehensive user operations. This virtuous cycle has formed a synergistic effect that drives the enterprise to continuously improve. Under the synergistic drive of both wheels, Tian Lun Gas has not only achieved steady improvement in operating efficiency, but also built a distinctive core competitiveness, steadily sailing towards the new blue ocean of high-quality development.

Looking to the future, as a main force of clean energy, natural gas bears an important mission in the construction of the new energy system. Tian Lun Gas will seize industry development opportunities, continuously improve operation management levels, deepen technological innovation and service upgrading, fully guarantee safe and stable gas supply, and contribute clean energy strength to local economic and social development.

ACKNOWLEDGEMENT

As the years pass and new chapters unfold, Tian Lun Gas extends its highest respect to leaders at all levels, partners, and people from all walks of life who have long cared for and supported the Group's development, and expresses its sincere gratitude to all colleagues working on various fronts across the Company. The journey ahead is long, and only through hard work can we succeed; our dreams lie ahead, and only through practical action can we realise them. In the new year, may all colleagues continue to move forward hand in hand, with even greater determination and a more pragmatic work style, jointly writing a new chapter in Tian Lun Gas's high-quality development.

Xian Zhenyuan
Chairman

30 March 2026

管理層討論及分析

MANAGEMENT DISCUSSION AND ANALYSIS

業務回顧

天倫燃氣控股有限公司(「本公司」)及其附屬公司(「本集團」)主營業務包括為居民用戶、工商業用戶提供燃氣管道工程安裝及基礎設施管道鋪設以及包括天然氣、壓縮天然氣的燃氣輸送及銷售業務，以及液化天然氣的生產和批發及零售。

本集團於二零二五年十二月三十一日止年度的主要營運數據與去年同期比較如下：

BUSINESS REVIEW

The main businesses of Tian Lun Gas Holdings Limited (the “Company”) and its subsidiaries (the “Group”) include provision of gas pipeline construction and infrastructure laying and installation for residential, commercial and industrial users, as well as transportation, distribution and sales of gases including natural gas and CNG and production and sales of LNG in bulk and in cylinders.

The key results and operating information of the Group for the year ended 31 December 2025 as compared to the corresponding period of the previous year are as follows:

		截至十二月三十一日止年度 For the year ended 31 December		
		二零二五年 2025	二零二四年 2024	變動 Change by
新增管道燃氣用戶：	Newly added pipeline gas users:	151,210	258,293	(41.5)%
— 城燃住宅用戶(戶數)	— Urban gas residential users (households)	147,268	253,306	(41.9)%
— 工商業用戶(戶數)	— Industrial and commercial users (households)	3,942	4,987	(21.0)%
累積管道燃氣用戶：	Total pipeline gas users:	5,989,003	5,837,793	2.6%
— 城燃住宅用戶(戶數)	— Urban gas residential users (households)	3,974,035	3,826,767	3.8%
— 鄉鎮住宅用戶(戶數)	— Township residential users (households)	1,959,209	1,959,209	0%
— 工商業用戶(戶數)	— Industrial and commercial users (households)	55,759	51,817	7.6%
天然氣銷售量(萬立方米)：	Natural gas sales volume (in ten thousand m ³):	238,626	223,501	6.8%
— 天然氣零售業務銷氣量(萬立方米)	— Sales volume of retail business of natural gas (in ten thousand m ³)	170,417	171,919	(0.9)%
— 住宅用戶天然氣銷售量(萬立方米)	— Natural gas sales volume to residential users (in ten thousand m ³)	57,686	55,692	3.6%
— 工商業用戶天然氣銷售量(萬立方米)	— Natural gas sales volume to industrial and commercial users (in ten thousand m ³)	107,050	107,943	(0.8)%
— 交通用戶天然氣銷售量(萬立方米)	— Natural gas sales volume to transportation users (in ten thousand m ³)	5,681	8,285	(31.4)%
— 天然氣批發業務銷氣量(萬立方米)	— Sales volume of wholesale business of natural gas (in ten thousand m ³)	68,209	51,582	32.2%
長輸管道燃氣代輸量(萬立方米)	Long-haul pipeline gas transmission volume (in ten thousand m ³)	70,811	70,870	(0.1)%
累計中高壓管道長度(公里)	Total length of medium and high-pressure pipelines (kilometre)	9,635	9,507	1.3%

管理層討論及分析 (續)

Management Discussion and Analysis (Continued)

財務回顧

收入

截至二零二五年十二月三十一日止年度，本集團收入為人民幣79.37億元，較去年同期小幅增長2.0%。其中，燃氣零售業務收入為人民幣49.71億元，較去年同期下降1.4%；燃氣批發業務收入為人民幣18.42億元，較去年同期增長25.2%；工程安裝及服務收入為人民幣4.81億元，較去年同期下降38.7%；其他收入為人民幣6.44億元，較去年同期增長33.4%。本集團收入主要來自天然氣零售業務、天然氣批發業務、工程安裝及服務業務以及其他業務，該等業務佔截至二零二五年十二月三十一日止年度總收入的比重分別為62.6%、23.2%、6.1%和8.1%（去年同期為：64.8%、18.9%、10.1%和6.2%）。

燃氣零售業務收入

截至二零二五年十二月三十一日止年度，本集團燃氣零售業務所得收入為人民幣49.71億元，較去年同期人民幣50.42億元，同比下降1.4%。

燃氣批發業務收入

截至二零二五年十二月三十一日止年度，本集團燃氣批發業務所得收入為人民幣18.42億元，較去年同期人民幣14.71億元，同比增长25.2%。

工程安裝及服務收入

截至二零二五年十二月三十一日止年度，受房地產行業下行影響，工程安裝及服務所得收入為人民幣4.81億元，較去年同期人民幣7.84億元，同比下降38.7%。

FINANCIAL REVIEW

Revenue

For the year ended 31 December 2025, the Group's revenue was RMB7,937 million, representing a slight increase of 2.0% compared with the corresponding period of last year. Among them, gas retail business revenue was RMB4,971 million, a decrease of 1.4% compared with the corresponding period of last year; gas wholesale business revenue was RMB1,842 million, an increase of 25.2% compared with the corresponding period of last year; engineering construction and service revenue was RMB481 million, a decrease of 38.7% compared with the corresponding period of last year; other revenue was RMB644 million, an increase of 33.4% compared with the corresponding period of last year. The Group's revenue is mainly derived from natural gas retail business, natural gas wholesale business, engineering construction and service business and other business, which accounted for 62.6%, 23.2%, 6.1% and 8.1% (the corresponding period of last year: 64.8%, 18.9%, 10.1% and 6.2%), respectively, of total revenue for the year ended 31 December 2025.

Revenue from Gas Retail Business

For the year ended 31 December 2025, the Group's revenue from gas retail business was RMB4,971 million, a decrease of 1.4% compared with RMB5,042 million for the corresponding period of last year.

Revenue from Gas Wholesale Business

For the year ended 31 December 2025, the Group's revenue from gas wholesale business was RMB1,842 million, an increase of 25.2% compared with RMB1,471 million for the corresponding period of last year.

Revenue from Engineering Construction Services

For the year ended 31 December 2025, affected by the downturn in the real estate industry, revenue from engineering construction and services was RMB481 million, a decrease of 38.7% compared with RMB784 million for the corresponding period of last year.

其他業務收入

其他收入主要來自於綜合服務業務。本報告期內，本集團持續提升傳統綜合服務業務增長能力，通過推進個性化美裝業務、提升用戶數覆蓋率等多元化方式，進一步增強用戶粘性與轉化率，帶來其他業務收入人民幣6.44億元。其中，綜合服務業務收入為人民幣4.89億元，較去年同期人民幣4.24億元增長15.3%。

毛利及毛利率

截至二零二五年十二月三十一日止年度，本集團實現毛利人民幣11.14億元。本集團的整體毛利率14.0%。

財務費用淨額

截至二零二五年十二月三十一日止年度，本集團財務費用淨額為人民幣3.63億元，較去年同期減少人民幣0.24億元。

淨利潤及核心利潤

截至二零二五年十二月三十一日止年度，本集團實現淨利潤人民幣0.56億元。扣除其他利得 — 淨額及減值損失後，經調整核心利潤為人民幣2.85億元。

財務狀況

本集團一直採取審慎的財務資源管理政策，包括維持適當水平之現金及現金等價物和充裕的信貸額度，以應付日常營運及業務發展需要，以及將借貸控制在健康水平。

截至二零二五年十二月三十一日止年度，本集團花費資本開支為人民幣2.47億元，用於提升持續經營的城市燃氣業務，所需資金乃由本集團的經營現金流量及銀行借貸撥付。

Revenue from Other Businesses

Other revenue is mainly derived from comprehensive service business. During the reporting period, the Group continued to enhance the growth capability of traditional comprehensive service business. By promoting personalised decoration services, increasing user coverage rate through diversified methods, the Group further enhanced user stickiness and conversion rate, generating other business revenue of RMB644 million. Among them, comprehensive service business revenue was RMB489 million, an increase of 15.3% compared with RMB424 million for the corresponding period of last year.

Gross Profit and Gross Profit Margin

For the year ended 31 December 2025, the Group achieved a gross profit of RMB1,114 million. The Group's overall gross profit margin was 14.0%.

Finance Expenses — Net

For the year ended 31 December 2025, the Group's finance expenses — net were RMB363 million, a decrease of RMB24 million compared with the corresponding period of last year.

Net Profit and Core Profit

For the year ended 31 December 2025, the Group recorded a net profit of RMB56 million. After excluding other gains — net and impairment losses, the adjusted core profit amounted to RMB285 million.

FINANCIAL POSITION

The Group has been adopting prudent policies in respect of financial resources management, including maintaining an appropriate level of cash and cash equivalents as well as sufficient credit limits, in order to cope with the needs of daily operation and business development and control the borrowing at a healthy level.

For the year ended 31 December 2025, the Group incurred capital expenditure of RMB247 million for enhancing the continuing urban gas business. The required funds were financed by the Group's operating cash flow and bank borrowings.

管理層討論及分析 (續)

Management Discussion and Analysis (Continued)

於二零二五年十二月三十一日，本集團持有的現金及現金等價物合共為人民幣12.38億元(其中98.4%以人民幣計值，1.5%以港元計值，0.1%以美元計值)，以保障本集團項目拓展及收購業務資金需求。

於二零二五年十二月三十一日，本集團借款總額為人民幣68.71億元(其中人民幣借款為人民幣61.0億元，美元借款為人民幣1.32億元，港幣借款為人民幣6.39億元)，借款中71.7%列作非流動負債，及28.3%列作流動負債。於二零二五年十二月三十一日，以總負債相當於總資產之百分比計算之資產負債率為60.2%。

As at 31 December 2025, the Group held cash and cash equivalents totalling RMB1,238 million (of which 98.4% was denominated in RMB, 1.5% in Hong Kong dollars and 0.1% in US dollars) to safeguard the Group's project expansion and acquisition business funding needs.

As at 31 December 2025, the Group's total borrowings were RMB6,871 million (of which RMB borrowings were RMB6,100 million, US dollar borrowings were RMB132 million, and Hong Kong dollar borrowings were RMB639 million), with 71.7% of borrowings classified as non-current liabilities and 28.3% classified as current liabilities. As at 31 December 2025, the asset-liability ratio calculated as total liabilities as a percentage of total assets was 60.2%.

融資成本及匯兌風險管理

截至二零二五年十二月三十一日止年度，本集團借款利息費用為人民幣3.74億元，較去年同期下降7.2%。

截至二零二五年十二月三十一日止年度，本集團外幣借款為人民幣7.71億元，佔總借款比重進一步下降至11.2%。集團將繼續關注匯率市場變動，通過多元化的安排降低集團融資成本，並在需要時採取適當的避險措施，以降低本集團的匯兌風險。

FINANCE COST AND EXCHANGE RISK MANAGEMENT

For the year ended 31 December 2025, the Group's interest expense on borrowings were RMB374 million, a decrease of 7.2% compared with the corresponding period of last year.

For the year ended 31 December 2025, the Group's foreign currency borrowings were RMB771 million, with the proportion of total borrowings further decreasing to 11.2%. The Group will continue to monitor changes in the exchange rate market, reduce the Group's financing costs through diversified arrangements, and take appropriate hedging measures when necessary to reduce the Group's foreign exchange risk.

購入、出售或贖回本公司的上市證券

截至二零二五年十二月三十一日止年度，本公司於聯交所購買其若干股份。於二零二五年十二月三十一日止年度，該等股份購回詳情的概要如下：

月份 Month	已購 回股份數目 Number of Shares Purchased	已購回股份 每股價格 Price Per Share Purchased		所付價格 總額 Paid Total Amount Paid
		最高 Highest 港元 HK\$	最低 Lowest 港元 HK\$	
二零二五年十二月 December 2025	1,808,500	3.37	3.08	5,932,516.99

於二零二五年十二月購回的1,808,500股股份已於二零二六年三月註銷。

PURCHASE, SALE OR REDEMPTION OF THE COMPANY'S LISTED SECURITIES

For the year ended 31 December 2025, the Company purchased certain of its shares on The Stock Exchange of Hong Kong Limited (the "Stock Exchange"). Details of such share repurchases for the year ended 31 December 2025 are summarised as follows:

A total of 1,808,500 shares repurchased in December 2025 were cancelled in March 2026.

先舊後新配售現有股份及根據一般授權認購新股份

於二零二二年二月二十一日，本公司、天倫集團有限公司及配售代理訂立配售協議，據此，配售代理有條件同意（作為天倫集團有限公司的代理人）盡最大努力促使承配人按配售協議所載條款及條件以每股8.40港元的價格購買合共最多50,000,000股股份。同日，本公司與天倫集團有限公司訂立認購協議，天倫集團有限公司有條件同意按認購協議所載條款及條件以認購價（與配售價相同）認購認購股份（數目相等於配售股份數目）。於二零二二年二月二十一日，即配售協議及認購協議簽署日，每股市價為港幣9.63元。先舊後新配售股份代表本公司50,000,000股普通股，總面值為港幣500,000元。

TOP-UP PLACING OF EXISTING SHARES AND SUBSCRIPTION OF NEW SHARES UNDER GENERAL MANDATE

On 21 February 2022, the Company, Tian Lun Group Limited and the Placing Agent entered into the Placing Agreement, pursuant to which the Placing Agent conditionally agreed, as agent of Tian Lun Group Limited, to procure on a best efforts basis the Placees to purchase an aggregate of up to 50,000,000 Shares at the price of HK\$8.40 per Share, on the terms and subject to the conditions set out in the Placing Agreement. At the same date, the Company entered into the Subscription Agreement with Tian Lun Group Limited, pursuant to which Tian Lun Group Limited conditionally agreed to subscribe for Subscription Shares (equivalent to the number of Placing Shares) at the Subscription Price (same as the Placing Price) in accordance with the terms and conditions set out in the Subscription Agreement. On 21 February 2022, being the date of the signing of the Placing Agreement and Subscription Agreement, the market price per each share was HK\$9.63. The top-up placing shares represented 50,000,000 ordinary shares of the Company at an aggregate nominal value of HK\$500,000.

管理層討論及分析（續）

Management Discussion and Analysis (Continued)

於二零二二年二月二十四日，本公司合共50,000,000股配售股份已由配售代理按每股配售股份8.40港元的配售價成功配售予不少於六名承配人。該等承配人為專業及機構投資者。就董事作出一切合理查詢後所深知、所悉及所信，每名承配人（以及其各自的最終實益擁有人）均獨立於本公司及其關連人士。概無承配人於緊隨配售事項完成後成為本公司的主要股東。

於二零二二年二月二十八日，天倫集團有限公司按每股認購股份8.40港元的認購價認購合共50,000,000股認購股份（相等於天倫集團有限公司根據配售事項實際出售的配售股份數目）。認購股份佔當時本公司經配發及發行認購股份而擴大的已發行股本約4.95%。相關詳情，請參閱本公司日期為二零二二年二月二十一日及二零二二年二月二十八日之公告。

董事認為，配售事項及認購事項是為本公司新項目籌集資金同時擴大其股東及資本基礎的機會，有利於公司發展。

配售事項及認購事項已分別於二零二二年二月二十四日及二零二二年二月二十八日完成。認購事項的所得款項淨額約達4.14億港元。每股配售股份的淨價為港幣8.28元。融資款項用途主要為：(i) 鄉鎮以及工商業屋頂光伏等低碳能源發展相關的發展資金及相關投資（「屋頂光伏項目」）；(ii) 清潔供暖業務的發展資金及相關投資（「清潔供暖業務項目」）；及(iii) 本集團的一般運營資金（「一般營運資金」）。

董事於二零二四年八月十四日決定將屋頂光伏項目的餘下所得款項港幣1.09億用於及重新分配作一般營運資金用途。詳情請參見本公司二零二四年八月十四日的公告。

截至2025年12月31日，認購所得款項淨額4.14億港元已悉數動用。

On 24 February 2022, an aggregate of 50,000,000 Placing Shares of the Company have been successfully placed by the Placing Agent to not less than six Placees at the Placing Price of HK\$8.40 per Placing Share. The Placees are professional and institutional investors. To the best of the Directors' knowledge, information and belief having made all reasonable enquiry, each of the Placees (and their respective ultimate beneficial owners) are independent of the Company and its connected persons. None of the Placees has become a substantial shareholder of the Company immediately after completion of the Placing.

On 28 February 2022, an aggregate of 50,000,000 Subscription Shares have been subscribed by Tian Lun Group Limited at the Subscription Price of HK\$8.40 per Subscription Share (equivalent to the number of the Placing Shares actually sold by Tian Lun Group Limited under the Placing). The Subscription Shares represent approximately 4.95% of the then issued share capital of the Company as enlarged by the allotment and issue of the Subscription Shares. For details, please refer to the announcements of the Company dated 21 February 2022 and 28 February 2022.

The Directors consider that the Placing and the Subscription represent an opportunity to raise capital for the Company's new projects while broadening its shareholder and capital base, which is conducive to the development of the Company.

The completion of the Placing and the Subscription took place on 24 February 2022 and 28 February 2022, respectively. The net proceeds from the Subscription amounted to approximately HK\$414 million. The net price for each Placing Shares was HK\$8.28. The proceeds raised are mainly used as follows: (i) development of rooftop photovoltaics projects for rural residential users and commercial/industrial users ("Rooftop Photovoltaics Projects"); (ii) development of clean energy heating services ("Clean Energy Heating Services Projects"); and (iii) working capital and general corporate purposes ("General Working Capital").

On 14 August 2024, the Directors decided to utilise and reallocate the remaining proceeds of HK\$109 million from the Rooftop Photovoltaics Projects to General Working Capital purposes. For details, please refer to the announcement of the Company dated 14 August 2024.

As at 31 December 2025, the net proceeds of HK\$414 million from the Subscription have been fully utilised.

管理層討論及分析（續）
Management Discussion and Analysis (Continued)

融資款項之用途	融資款項淨額	融資款項 實際用途	截至二零二五年 十二月三十一日 未使用融資款項 Unutilised proceeds as of 31 December 2025 百萬港元 HK\$ million
Intended use of proceeds	Net proceeds 百萬港元 HK\$ million	Actual use of proceeds 百萬港元 HK\$ million	百萬元 HK\$ million
屋頂光伏項目 Rooftop Photovoltaics Projects	181	(181)	—
清潔供暖服務項目 Clean Energy Heating Services Projects	83	(83)	—
一般營運資金 General Working Capital	150	(150)	—
總計 Total	414	(414)	—

或有負債

於二零二五年十二月三十一日，本集團沒有重大或有負債。

CONTINGENT LIABILITIES

As at 31 December 2025, the Group had no material contingent liabilities.

股息

根據二零二六年三月三十日的董事會決議，董事會建議派發截至二零二五年十二月三十一日止年度的末期股息（「末期股息」）每股人民幣 5.57 分，連同已派付的中期股息每股人民幣 4.60 分，截至二零二五年十二月三十一日止年度的合共分派為每股人民幣 10.17 分。

末期股息將以港元於二零二六年六月十二日（星期五）或前後派發予二零二六年五月二十八日（星期四）登記在本公司股東名冊內之股東，惟有關末期股息需於下次股東週年大會獲得股東批准。待董事會根據其採納的人民幣兌港元折算價確定港元股息的确切金額後，本公司將作出進一步公佈。

DIVIDEND

Pursuant to the board resolution dated 30 March 2026, the Board recommended the payment of a final dividend (“Final Dividend”) of RMB5.57 cents per share for the year ended 31 December 2025. Together with an interim dividend of RMB4.60 cents per share which had been paid, total dividend declared for the year ended 31 December 2025 amounted to RMB10.17 cents per share.

The Final Dividend will be paid in Hong Kong dollars on or around 12 June 2026 (Friday) to shareholders whose names appear on the register of members of the Company on 28 May 2026 (Thursday), subject to the approval of the Final Dividend by shareholders at the forthcoming annual general meeting. Further announcement will be made by the Company in relation to the exact amount of the Final Dividend in Hong Kong dollars when the conversion rate for Renminbi to Hong Kong dollars to be adopted has been determined by the Board.

管理層討論及分析（續）

Management Discussion and Analysis (Continued)

暫停辦理股份過戶登記

為決定本公司股東（「股東」）享有獲派發建議末期股息之資格，本公司將由二零二六年五月二十二日（星期五）至二零二六年五月二十八日（星期四）（包括首尾兩天）暫停辦理股份過戶登記。

為確保有資格收取建議之末期股息，所有股份過戶檔連同有關股票，必須於二零二六年五月二十一日（星期四）下午四時三十分前一併送達本公司香港股份過戶登記分處香港中央證券登記有限公司，地址為香港灣仔皇后大道東183號合和中心17樓1712-1716號舖以辦理登記手續。

董事進行證券交易的標準守則

本公司已採納香港聯合交易所有限公司證券上市規則（「上市規則」）附錄C3所載上市發行人董事進行證券交易的標準守則（「標準守則」）作為董事的證券交易的守則。經向所有董事作出特定查詢後，所有董事均已確認，彼等於二零二五年十二月三十一日止年度內，嚴格遵守標準守則的相關規定。

企業管治守則

本公司於二零二五年一月一日起至二零二五年十二月三十一日止期間已採納及遵守上市規則附錄C1所載的企業管治守則的全部守則條文。

CLOSURE OF REGISTER OF MEMBERS

In order to determine the entitlement of the shareholders of the Company (the “Shareholders”) to the proposed Final Dividend, the register of members of the Company will be closed from 22 May 2026 (Friday) to 28 May 2026 (Thursday) (both days inclusive).

In order to be eligible to receive the proposed Final Dividend, all transfer documents, accompanied by the relevant share certificates, must be lodged with the Group’s branch share registrar in Hong Kong, Computershare Hong Kong Investor Services Limited, at Shops 1712-1716, 17th Floor, Hopewell Centre, 183 Queen’s Road East, Wanchai, Hong Kong, no later than 4:30 p.m. on 21 May 2026 (Thursday).

MODEL CODE FOR SECURITIES TRANSACTIONS BY DIRECTORS

The Company has adopted the Model Code for Securities Transactions by Directors of Listed Issuers (the “Model Code”) as set out in Appendix C3 to the Rules Governing the Listing of Securities on the Stock Exchange (the “Listing Rules”) as the code of conduct regarding securities transactions by the Directors. Upon specific enquiries made to all the Directors, each of them confirmed that they have strictly complied with the required standards set out in the Model Code for the year ended 31 December 2025.

CORPORATE GOVERNANCE CODE

The Company has adopted and has complied with all code provisions of the Corporate Governance Code contained in Appendix C1 to the Listing Rules for the period from 1 January 2025 to 31 December 2025.

報告期後事項

- (i) 本公司於香港的主要營業地點已自二零二六年三月五日起變更為香港灣仔皇后大道東163號163 QRE 20樓。
- (ii) 本公司於二零二五年十二月在港交所回購1,808,500股普通股，然後於二零二六年一月至二月期間在港交所回購4,880,000股普通股。該等回購的股份通過本公司的保留溢利予以支付。該等股份隨後已於二零二六年三月二十六日被註銷。

除上文所披露者外，自報告期結束起至本報告日期止，概無其他重大事項。

審核委員會

本公司審核委員會（「審核委員會」）由三名獨立非執行董事組成，分別為李留慶先生（審核委員會主席）、雷春勇先生及周琳女士。審核委員會已審閱及討論本集團截至二零二五年十二月三十一日止年度之年度合併業績及合併財務報表。

審核財務報表

本集團合併財務報表乃由本集團外聘核數師畢馬威會計師事務所審核，且該會計師事務所已出具無保留意見。

EVENTS AFTER THE REPORTING PERIOD

- (i) The principal place of business of the Company in Hong Kong has been changed to 20/F, 163 QRE, 163 Queen's Road East, Wanchai, Hong Kong with effect from 5 March 2026.
- (ii) The Company repurchased 1,808,500 ordinary shares on the Stock Exchange in December 2025 and 4,880,000 ordinary shares on the Stock Exchange during January to February 2026. These repurchased shares were paid out of the Company's retained profits. All these repurchased shares have been subsequently cancelled on 26 March 2026.

Save as disclosed above, there have been no other significant events since the end of the reporting period and up to the date of this report.

AUDIT COMMITTEE

The audit committee (the "Audit Committee") of the Company consists of three independent non-executive Directors, namely, Mr. Li Liuqing (chairman of the Audit Committee), Mr. Lei Chunyong and Ms. Zhou Lin. The Audit Committee had reviewed and discussed the annual consolidated results and consolidated financial statements of the Group for the year ended 31 December 2025.

AUDIT OF FINANCIAL STATEMENTS

KPMG, the external auditor of the Group, had audited the consolidated financial statements of the Group and issued unqualified opinion.

董事及高級管理人員

DIRECTORS AND SENIOR MANAGEMENT

董事 DIRECTORS

執行董事 Executive Directors



洗振源先生，五十一歲，為本公司主席、行政總裁、執行董事及總經理，已累積22年的燃氣企業管理經驗。洗先生於二零零三年加入本集團，先後擔任本公司若干附屬公司董事及總經理。洗先生於一九九七年獲得中國東南大學工業外貿專業本科學位並於二零零三年獲得澳洲麥考瑞大學會計專業碩士學位。

Mr. Xian Zhenyuan, aged 51, is the Chairman, chief executive, executive Director and general manager of the Company. Mr. Xian has 22 years of experience in the management of gas enterprises. Mr. Xian joined the Group in 2003 and served as a director and general manager of certain subsidiaries of the Company successively. Mr. Xian obtained a bachelor's degree majoring in International Trade from Southeast University in the PRC in 1997 and obtained a master's degree majoring in Accounting from Macquarie University in Australia in 2003.



李濤女士，五十三歲，為本公司執行董事兼常務副總經理，負責本集團日常管理工作。李女士於二零一一年四月加入本集團，擔任副總經理。李女士擁有多年的企業財務管理工作經驗。加入本集團前，李女士曾任國投河南煤炭運銷有限公司財務部長。李女士於一九九四年獲得中國河南財經政法大學經濟學學士學位並於二零一四年十一月十三日獲得香港浸會大學應用會計與金融碩士學位。李女士為中國高級會計師及註冊會計師。

Ms. Li Tao, aged 53, is an executive Director and deputy general manager of the Company and is responsible for the daily management of the Group. Ms. Li joined the Group in April 2011 and served as executive deputy general manager. Ms. Li has years of experience in corporate finance management. Prior to joining the Group, Ms. Li had served as the head of finance of SDIC Henan Coal Transportation & Sales Co., Ltd. Ms. Li obtained a bachelor's degree in Economics from Henan University of Economics and Law in the PRC in 1994, and obtained a master's degree in applied accounting and finance from Hong Kong Baptist University on 13 November 2014. Ms. Li is a senior accountant and a Certified Public Accountant in the PRC.

董事及高級管理人員 (續) Directors and Senior Management (Continued)



肖輝先生，四十歲，為本公司執行董事兼副總經理，負責本集團財務管理工作。肖先生於二零零七年取得河南財經政法大學(前稱河南財經學院)(會計學專業)學士學位，於二零二零年取得華中科技大學(會計學專業)碩士學位。肖先生自二零零七年七月至二零一一年二月期間，歷任亞太(集團)會計師事務所的審計專員及審計經理。彼於二零一一年三月加入本集團，並自此擔任財務經理、財務管理中心副總經理及資金管理中心總經理及本集團副總經理。

Mr. Xiao Hui, aged 40, is as an executive director and deputy general manager of the Company. Mr. Xiao is responsible for the financial management of the Group. Mr. Xiao obtained a bachelor's degree from Henan University of Finance, Economics and Law (formerly known as Henan University of Finance and Economics) (majoring in accounting) in 2007 and a master's degree from Huazhong University of Science and Technology (majoring in accounting) in 2020. Mr. Xiao was an audit specialist and audit manager of Asia Pacific (Group) Certified Public Accountants firm from July 2007 to February 2011. He joined the Group in March 2011 and has served as Finance Manager, Deputy General Manager of the Financial Management Center, General Manager of the Capital Management Center and Deputy General Manager of the Group since then.



張百萱女士，二十二歲，於二零二五年一月二十七日獲委任為本公司執行董事，負責本集團品牌運營管理工作。張女士於二零二四年六月獲得倫敦藝術大學(時裝設計與開發專業)學士學位。張女士是控股股東張瀛岑先生的女兒及本公司非執行董事張道遠先生的妹妹。

Ms. Zhang Baixuan, aged 22, was appointed as an executive director of the Company on 27 January 2025. Ms. Zhang is responsible for the brand operation and management of the Group. Ms. Zhang received her Bachelor's Degree in Fashion Design and Development from the University of the Arts, London in June 2024. Ms. Zhang is the daughter of Mr. Zhang Yingcen, a controlling Shareholder, and the younger sister of Mr. Zhang Daoyuan, a non-executive director of the Company.

董事及高級管理人員 (續) Directors and Senior Management (Continued)

非執行董事

陳虹女士，五十二歲，為本公司非執行董事。陳女士現為珠海港股份有限公司（其股份在深圳證券交易所上市（股份代號：000507））的財務總監。珠海港股份有限公司為本公司之主要股東。陳女士亦為珠海港香港發展有限公司之董事。珠海港香港發展有限公司是珠海港股份有限公司之附屬公司，及本公司之主要股東。陳女士亦為興華港口控股有限公司*（股份代號：1990）（現名為珠海港新加坡有限公司）之董事，該公司股份曾在香港聯合交易所主板上市，並於二零二零年十一月二十日撤回股份上市。珠海港新加坡有限公司*現為珠海港股份有限公司之附屬公司。陳女士曾於二零一一年五月至二零一三年八月擔任珠海市樂通化工股份有限公司（其股份在深圳證券交易所上市（股份代號：002319））的財務總監。陳女士曾任江蘇秀強玻璃工藝股份有限公司（其股份在深圳證券交易所上市（股份代號：300160））的董事。陳女士於一九九五年七月獲華南理工大學頒發學士學位（主修電子材料和元器件），為中國註冊會計師協會會員。

張道遠先生，三十九歲，為本公司非執行董事，為控股股東張瀛岑先生的兒子及本公司執行董事張百萱女士的哥哥。張先生曾於二零一零年十月十三日至二零一二年十二月二十七日擔任本公司非執行董事，並於二零二三年六月二日獲委任為本公司非執行董事。於二零零七年十二月至今，張先生曾分別擔任河南省天倫房地產有限公司（現為河南天倫地產集團有限公司）的總經理助理及營銷總監、河南省天倫投資控股集團有限公司副主席兼首席信息官及河南天倫地產集團有限公司副董事長。張先生於二零零七年十一月獲得澳大利亞格裡菲斯大學財經專業本科學位。張先生現為中國人民政治協商會議河南省第十三屆委員會委員、河南省華僑國際文化交流協會副會長及河南省青年企業家協會副會長。

Non-executive Directors

Ms. Chen Hong, aged 52, is a non-executive director of the Company. Ms. Chen is currently the financial controller (財務總監) of Zhuhai Port Co., Ltd.* (珠海港股份有限公司), the shares of which are listed on Shenzhen Stock Exchange (stock code: 000507). Zhuhai Port Co., Ltd. is a substantial shareholder of our Company. Ms. Chen is also a director of Zhuhai Port (Hong Kong) Development Co., Limited. Zhuhai Port (Hong Kong) Development Co., Limited is a subsidiary of Zhuhai Port Co., Ltd.*, and a substantial shareholder of the Company. Ms. Chen is also a director of Xinghua Port Holdings Ltd. (Stock Code: 1990) (now known as Zhuhai Harbour (Singapore) Company., Limited), the shares of which were listed on the Main Board of The Stock Exchange of Hong Kong and the listing was withdrawn on 20 November 2020. Zhuhai Harbour (Singapore) Company., Limited is now a subsidiary of Zhuhai Port Co., Ltd.* From May 2011 to August 2013, Ms. Chen served as the financial controller (財務總監) of Zhuhai Letong Chemical Co., Ltd.* (珠海市樂通化工股份有限公司), the shares of which are listed on the Shenzhen Stock Exchange (stock code: 002319). Ms. Chen was a director of Jiangsu Xiuqiang Glasswork Co., Ltd.* (江蘇秀強玻璃工藝股份有限公司), the shares of which are listed on Shenzhen Stock Exchange (stock code: 300160). Ms. Chen, who obtained a bachelor degree (major in electronic materials and components) from South China University of Technology (華南理工大學) in China in July 1995, is a member of the Chinese Institute of Certified Public Accountants.

Mr. Zhang Daoyuan, aged 39, is a non-executive director of the Company and is the son of Mr. Zhang Yingcen, a controlling Shareholder, and the elder brother of Ms. Zhang Baixuan, an executive director of the Company. Mr. Zhang served as a non-executive director of the Company from 13 October 2010 to 27 December 2012, and was appointed as a non-executive Director of the Company on 2 June 2023. Mr. Zhang has served as an assistant to general manager and marketing director of Henan Tian Lun Real Estate Limited (now known as Henan Tian Lun Real Estate Group Limited), vice chairman and chief Information officer of Henan Tian Lun Investment Holdings Company Limited (河南省天倫投資控股集團有限公司) and vice chairman of Henan Tian Lun Real Estate Group Limited, respectively, since December 2007. Mr. Zhang obtained a bachelor's degree majoring in finance from Griffith University in Australia in November 2007. Mr. Zhang is currently a member of the 13th Henan Provincial Committee of the Chinese People's Political Consultative Conference, the vice president of Henan Overseas-Chinese International Culture Communication Association (河南省華僑國際文化交流協會) and the vice president of Henan Young Entrepreneurs' Association (河南省青年企業家協會).

獨立非執行董事

李留慶先生，五十二歲，為本公司獨立非執行董事。李先生累積逾二十年的會計及審核經驗，曾擔任天健正信會計師事務所有限公司河南分所高級經理、副所長。現為中興財光華會計師事務所合夥人，河南分所所長。李先生於一九九八年獲得河南財經政法大學會計專業本科學位及於二零零零年獲得天津財經大學企業管理專業研究生課程班結業證書。李先生為中國證券特許資格註冊會計師、註冊資產評估師及註冊稅務師。

雷春勇先生，四十八歲，為本公司獨立非執行董事。雷先生在會計及審計方面累積逾20年經驗，曾任職希格瑪會計師事務所合夥人，中興財光華會計師事務所(特殊普通合夥)合夥人，現為中興華會計師事務所雄安分所二部副主任，二零零二年成為中國註冊會計師協會成員。

周琳女士，四十八歲，為本公司獨立非執行董事。周女士現為河南財經政法大學副教授，主要從事財務數智化轉型、數智化運營管控平台建設路徑、戰略地圖、管理控制系統、預算管理、成本管理等管理會計領域。周女士分別於二零零零年六月、二零零七年七月及二零一一年六月獲得鄭州大學審計學學士學位、河南財經政法大學會計學碩士學位及上海財經大學會計學博士學位。周女士為河南省會計領軍人才及河南省高層次人才。周女士為中國註冊會計師協會成員。

Independent Non-executive Directors

Mr. Li Liuqing, aged 52, is an independent non-executive director of the Company. Mr. Li has over 20 years of experience in accounting and auditing, and was a senior manager and vice branch manager of Henan Branch of Ascenda Certified Public Accountants Ltd. He is currently a partner in Zhongxingcai Guanghua Certified Public Accountants LLP and in charge of its Henan Branch. Mr. Li obtained a bachelor's degree in Accounting from Henan University of Economics and Law in 1998 and a postgraduate certificate majoring in Corporate Management from Tianjin University of Finance and Economics in 2000. Mr. Li is a Certified Public Accountant on securities, a Certified Public Valuer and a Certified Tax Agent in the PRC.

Mr. Lei Chunyong, aged 48, is an independent non-executive director of the Company. Mr. Lei has accumulated more than 20 years of experience in accounting and auditing. He has served as a partner of Xigema Cpas (希格瑪會計師事務所), and the deputy director of Henan Branch of Zhongxingcai Guanghua Certified Public Accountants LLP (中興財光華會計師事務所(特殊普通合夥)). He is currently the second deputy director of Xiong'an Branch of Zhongxinghua Certified Public Accountants (中興華會計師事務所). He has been a member of the Chinese Institute of Certified Public Accountants since 2002.

Ms. Zhou Lin, aged 48, is an independent non-executive director of the Company. Ms. Zhou is currently an associate professor of the Henan University of Economics and Law and is primarily engaged in management and accounting fields such as digital transformation of financial operation, construction of digital operation and management platform, strategic maps, management control systems, budget management, cost management, etc. Ms. Zhou obtained a bachelor's degree in auditing from Zhengzhou University, a master's degree in accounting from Henan University of Economics and Law and a doctorate in accounting from Shanghai University of Finance and Economics in June 2000, July 2007 and June 2011, respectively. Ms. Zhou is a leading accounting talent in Henan Province and a high-level talent in Henan Province. Ms. Zhou is a member of the Chinese Institute of Certified Public Accountants.

董事及高級管理人員 (續) Directors and Senior Management (Continued)

陶曉慧女士，四十九歲，於二零二五年四月二十五日獲委任為本公司獨立非執行董事。陶女士於一九九九年七月獲得四川大學經濟信息管理學士學位；於二零零二年六月獲得四川大學國民經濟學碩士學位；並於二零零九年十二月獲得中山大學會計學博士學位。陶女士於二零零二年七月加入暨南大學珠海校區，並自二零一一年十月起擔任副教授。自二零一九年五月起，彼擔任廣東源心再生醫學有限公司董事。自二零二一年八月起擔任珠海一微半導體科技有限公司獨立董事；自二零二一年五月起擔任江蘇秀強玻璃工藝股份有限公司（深圳證券交易所創業板上市公司，股票代碼：300160）獨立董事；及自二零二四年三月起擔任珠海光庫科技股份有限公司（深圳證券交易所創業板上市公司，股票代碼：300620）獨立董事。陶女士曾於二零一九年十二月至二零二四年十月，擔任西安鷹之航航空科技股份有限公司獨立董事；於二零二零年五月至二零二五年十月擔任佛山市中科律動生物科技有限公司監事。

高級管理層

徐衛東先生，五十六歲，為本公司副總經理，負責本集團新能源全面管理工作。徐先生已累積34年的燃氣企業管理經驗。於二零一一年四月加入本集團後，歷任吉林省中吉大地燃氣集團有限公司總經理，許昌市天倫燃氣有限公司總經理。在加入本集團之前，徐先生就職於吉林省中吉大地燃氣集團有限公司，擔任總經理。徐先生獲得武漢理工大學市場營銷專業文憑。徐先生擁有中國高級經濟師資格證書。

張林雄先生，五十七歲，為本公司白銀區域副總經理。張先生已累計36年的燃氣企業管理經驗。於二零一一年七月加入本集團後，歷任白銀市天然氣有限公司副總經理，吉林省中吉大地燃氣集團有限公司總經理。在加入本集團之前，張先生就職於白銀市燃氣有限責任公司，擔任常務副總經理。張先生於一九九零年獲得長春建築高等專科學校給水排水專業文憑。

Ms. Tao Xiaohui, aged 49, was appointed as an independent non-executive director of the Company on 25 April 2025. Ms. Tao obtained a bachelor's degree in Economic Information Management from Sichuan University (四川大學) in July 1999; a master's degree in National Economics from Sichuan University (四川大學) in June 2002; and a doctorate in Accounting from Sun Yat-sen University (中山大學) in December 2009. Ms. Tao joined the Zhuhai Campus of Jinan University* (暨南大學珠海校區) in July 2002 and has been an Associate Professor since October 2011. Since May 2019, she has been a director of Guangdong Beating Origin Regenerative Medicine Co. Ltd.* (廣東源心再生醫學有限公司). She has been an independent director of Zhuhai Amicro Semiconductor Co., Ltd.* (珠海一微半導體科技有限公司) since August 2021; an independent director of Jiangsu Xiuqiang Glasswork Co. Ltd. (江蘇秀強玻璃工藝股份有限公司, a company listed on the ChiNext Board of the Shenzhen Stock Exchange, stock code: 300160) since May 2021; and an independent director of Advanced Fiber Resources (Zhuhai), Ltd. (珠海光庫科技股份有限公司, a company listed on the ChiNext Board of the Shenzhen Stock Exchange, stock code: 300620) since March 2024. From December 2019 to October 2024, Ms. Tao served as an independent director of Great Eagle (Xi'an) Aviation Engineering Co., Ltd. (西安鷹之航航空科技股份有限公司). From May 2020 to October 2025, she has been a supervisor of Foshan Zhongke Rhythmic Bio-technology Company Limited* (佛山市中科律動生物科技有限公司).

Senior Management

Mr. Xu Weidong, aged 56, is a deputy general manager of the Company. He is responsible for the overall management of the Group's New Energy Business. Mr. Xu has accumulated 34 years of experience in the management of gas enterprises. After joining the Group in April 2011, he successively acted as general manager of Jilin Zhongji Dadi Gas Group Co., Ltd. (吉林省中吉大地燃氣集團有限公司) and general manager of Xuchang Tian Lun Gas Limited (許昌市天倫燃氣有限公司). Prior to joining the Group, Mr. Xu worked in Jilin Zhongji Dadi Gas Group Co., Ltd. as general manager. Mr. Xu obtained a diploma in marketing from Wuhan University of Technology. Mr. Xu obtained a senior economist qualification certificate of PRC.

Mr. Zhang Linxiong, aged 57, is a deputy general manager of Baiyin District of the Company. Mr. Zhang has accumulated 36 years of experience in the management of gas enterprises. After joining the Group in July 2011, he successively acted as deputy general manager of Baiyin Natural Gas Limited (白銀市天然氣有限公司) and general manager of Jilin Zhongji Dadi Gas Group Co., Ltd. Prior to joining the Group, Mr. Zhang worked at Baiyin Natural Gas Co., Ltd. (白銀市燃氣有限責任公司) as executive deputy general manager. Mr. Zhang obtained a diploma in water supply and drainage from Changchun College of Architecture (長春建築高等專科學校) in 1990.

公司秘書

譚德機先生，六十二歲，為公司秘書。譚先生自二零一二年九月及二零二零年五月起分別已獲委任為青建國際控股有限公司(股份代號：1240)及景聯集團控股有限公司(現稱為智算能建控股有限公司)(股份代號：1751)之獨立非執行董事。曾於二零一三年四月至二零一八年四月亦擔任品牌中國集團有限公司(現稱為BC科技集團有限公司)(股份代號：863)之公司秘書，並分別於二零一一年十二月至二零二三年二月、二零一六年六月至二零二零年二月及二零一七年一月至二零二五年一月擔任允升國際控股有限公司(現稱為綠色經濟發展有限公司)(股份代號：1315)、利寶閣集團有限公司(現稱為貓屎咖啡控股有限公司)(股份代號：1869)及運鴻硅鑫集團控股有限公司(前稱美固科技控股集團有限公司)(股份代號：8349)之獨立非執行董事。譚先生於一九八五年七月獲英國坎特伯雷肯特大學頒發計算器會計文學士學位。彼為英格蘭及韋爾斯特許會計師公會會員及香港會計師公會會員。

COMPANY SECRETARY

Mr. Tam Tak Kei Raymond, aged 62, is the company secretary. Mr. Tam has been appointed as an independent non-executive director of CNQC International Holdings Limited (stock code: 1240) and Kingland Group Holdings Limited (now known as AI Energy Engineering Holdings Limited) (stock code: 1751) since September 2012 and May 2020, respectively. He was also the company secretary of Branding China Group Limited (now known as BC Technology Group Limited) (stock code: 863) from April 2013 to April 2018. Mr. Tam was an independent non-executive director of Vision Fame Holdings Limited (now known as Green Economy Development Limited) (stock code: 1315) from December 2011 to February 2023, Li Bao Ge Group Limited (now known as Kafelaku Coffee Holding Limited) (stock code: 1869) from June 2016 to February 2020, and Yunhong Guixin Group Holdings Limited (formerly Meigu Technology Holding Group Limited) (stock code: 8349) from January 2017 to January 2025, respectively. Mr. Tam obtained a bachelor degree of arts in Accounting with Computing from the University of Kent at Canterbury, United Kingdom in July 1985. He is an associate member of the Institute of Chartered Accountants in England and Wales and an associate member of the Hong Kong Institute of Certified Public Accountants.

董事會報告

DIRECTORS' REPORT

本公司董事（「董事」）欣然向各位股東提呈截至二零二五年十二月三十一日止年度報告及經審核合併財務報表。

主要業務

本公司為投資控股公司，附屬公司的主要業務是在中華人民共和國（「中國」）投資、經營及管理燃氣管道接駁業務、燃氣輸送和銷售業務、加氣站建設與營運、及 LNG 生產與銷售。主要業務及本公司附屬公司的其他詳情載於本年報合併財務報表附註 11。

業務審視

本集團截至二零二五年十二月三十一日止年度的業務審視及本集團業務未來發展的討論載於本年報第 11 頁至 14 頁「主席報告」及第 15 頁至 23 頁「管理層討論與分析」章節。

主要風險及不明朗因素

董事已知悉本集團的財務狀況、營運業績及業務前景可能受到與本集團業務直接或間接相關的許多風險及不明朗因素的影響，並制定相關政策，已確保可持續識別、監管此類風險可能對本集團造成的不利影響。以下為目前被認為對本集團而言的主要風險及不明朗因素。

財務風險

本集團可能面對外幣風險、利率風險及流動資金等財務風險。本集團管理層將監察市場變動，並會在適當時機通過各種手段以降低此類風險。

The directors of the Company (the “Directors”) are pleased to present the annual report for the year ended 31 December 2025 together with the audited consolidated financial statements to the Shareholders.

PRINCIPAL BUSINESS

The Company is an investment holding company whose subsidiaries are principally engaged in the investment, operation and management of gas pipeline connections, transportation, distribution and sales of gas, construction and operation of gas filling stations, and production and sales of LNG in the People's Republic of China (the “PRC”). Further details of the principal business and subsidiaries of the Company are set out in Note 11 to the consolidated financial statements in this annual report.

BUSINESS REVIEW

The Group's business review for the year ended 31 December 2025, and discussion about the Group's future business development, are set out in the section headed “Chairman's Statement” on pages 11 to 14 and the section headed “Management Discussion and Analysis” on pages 15 to 23 of this annual report.

MAJOR RISKS AND UNCERTAINTIES

The Directors are aware that the Group's financial position, operating results and business outlook may be subject to many risks and uncertainties directly or indirectly relating to the business of the Group, and have put in place the relevant policies to ensure continuous identification and management of the adverse impacts such risks might have on the Group. The major risks and uncertainties currently facing by the Group are set out below.

Finance risks

The Group may be exposed to finance risks including foreign currency risk, interest rate risk and liquidity risk. Management of the Group monitors market changes and will adopt various means to mitigate such risks as and when appropriate.

業務風險

本集團主要業務的表現受到多種因素影響，包括但不限於市場整體經濟狀況，本集團已運營區域的房地產、工商業等表現。本集團會根據當地各類使用者發展情況，結合相關政策，及時進行發展方案調整。

增長策略

本集團業務將透過內部增長及戰略投資和收購等方式達到增長的目標。如市場狀況發生變動，營運未能產生足夠資金或由於其他原因，本集團會考慮推遲、修訂或放棄若干方面的增長策略。

人事風險

本集團可能面臨具備所需技能的人員及人才的流失及招聘風險。本集團將根據市場水平、個人經驗及個人表現為合適人選及僱員提供具有吸引力的薪酬方案及職業發展計劃。本集團亦會通過績效考核制度及採納購股權計劃等方式，以肯定和鼓勵員工為本集團發展做出的貢獻。

Business risk

The performance of major business of the Group is subject to many factors, including but not limited to overall market and economic conditions, and the performance of property, industry and commerce market where the Group operates its business. The Group will adjust its development plan in a timely manner in line with the development of its local consumers and in accordance with the relevant policies.

Growth strategy

The Group's business growth objectives will be achieved through internal growth, strategic investments and acquisitions. In the event of change in market condition, insufficient funds generated from operation or other reason, the Group will consider delaying, revising or abandoning its growth strategy in certain aspects.

Human resources risk

The Group may be subject to the risk of loss and recruitment of staff and talents with requisite skills. The Group will provide competitive remuneration packages and career development plans to suitable candidates and employees based on market standard, individual experience and individual performance. The Group will also recognise and encourage employees' contribution to the Group through performance appraisal system and adoption of share option scheme.

環境政策及表現

本集團採納國家的相關環保標準，制定職業健康與環境保護辦法並建立規範操作程序，以確保遵守環境與保護之法規。本集團作為燃氣供貨商，致力於促進環境保護、改善大氣污染。二零二五年，本集團城市燃氣運營及代輸業務共分銷天然氣30.9億立方米，按照這一銷氣規模計算，本集團協助減少約515萬噸煤炭的消耗。

本集團在日常業務運營中不斷推廣綠色措施及提升員工環保意識，提倡循環利用及減費的理念，照明使用節能燈，人走燈滅，杜絕「長明燈」現象；隨手關閉水龍頭，杜絕長流水；推廣電子化辦公，豐富OA網上辦公系統的功能，提高使用效率；鼓勵使用雙面打印，減少資源浪費，努力降低對環境的影響。

本集團將定期審查環保工作，並在未來針對業務運營等方面採取更多的環保措施，以加強環境的可持續性。

與僱員、客戶及供貨商之重要關係

本集團一直視僱員為業績持續增長的關鍵基礎，高度關注員工工作環境的安全性，制定並採取健康及安全制度及措施。本集團亦根據僱員崗位專業及職業發展需求，定期組織入職前及入職後系統的培訓計劃。同時，本集團建立公平有效的績效考核制度及獎勵計劃，激勵僱員發揮其優秀的才能，實現業績目標。

ENVIRONMENTAL POLICIES AND PERFORMANCE

The Group has adopted the relevant environmental protection standards in the PRC, formulated occupational health and environmental protection measures, and established regulated operation procedures to ensure compliance with the laws and regulations relating to environmental protection. As a gas supplier, the Group is committed to environmental protection and improving air pollution. In 2025, the Group's urban gas operation and transmission business distributed a total of 3,090 million m³ of natural gas. Based on the gas sales volume, the Group helped reduce emissions by approximately 5.15 million tons of coal.

In its day-to-day business operation, the Group continues to promote green measures and improve employees' awareness of environmental protection and advocates the concept of recycling for use and reducing expenses. It uses energy-saving lamps for lighting and requires employees to turn off the lights before leaving office so that no lights will be left always on. It requires turning off the faucet after using to avoid water waste. It promotes electronic office and expands the functions of our OA online office system to improve use efficiency. It encourages double-sided printing to reduce resource waste so as to reduce the impacts on the environment.

The Group will review its environmental protection work on a regular basis and adopt more environmental protection measures in respect of business operation to strengthen the environmental sustainability.

IMPORTANT RELATIONSHIPS WITH EMPLOYEES, CUSTOMERS AND SUPPLIERS

The Group has always considered employees as essential for its continuous business growth, pays great attention to the safety of employee's working environment, and has in place health and safety systems and measures. The Group also organises induction and on-the-job trainings on a regular basis based on the needs of employee position and career development. In addition, the Group has established a fair and effective performance appraisal system and incentive plan to motivate employees to exhibit their talents and achieve performance objectives.

本集團以客戶需求為導向，堅持「客戶至上」的原則，制定了客戶服務規範指導手冊及客戶投訴管理辦法，並不斷為客戶提供增值服務，努力提升客戶滿意度。

本集團謹慎挑選供貨商，對參加公開招標的供貨商設立了經驗、聲譽、生產能力等方面的相關要求，並在中標後每半年對其進行考核。目前，本集團已與多家供貨商建立了長期良好的合作關係。

遵守法律及法規

本集團的業務主要由本公司於中國內地的附屬公司進行，而本公司本身於聯交所上市。因此，截至二零二五年十二月三十一日止年度及直至本報告日期，本集團已遵守對本集團業務和運營有重大影響，包括中華人民共和國《環境保護法》、《大氣污染防治法》、《勞動法》、《勞動合同法》、《女職工勞動保護特別規定》、《安全生產法》等中國內地及香港的相關法律和法規。

財務資料摘要

本集團過往五個財政年度業績摘要詳情載列於本報告尾頁。本摘要並非本年報合併財務報表一部分。

末期股息

為答謝廣大股東的支持，本集團制定長期穩定的派息政策。根據二零二六年三月三十日的董事會決議，董事會建議派發截至二零二五年十二月三十一日止年度的末期股息（「末期股息」）每股人民幣5.57分，連同已派付的中期股息每股人民幣4.60分，截至二零二五年十二月三十一日止年度的合共應付股息為每股人民幣10.17分。

With customer needs in mind and by adhering to the principle of “putting customers above all else”, the Group has developed a customer service guidebook and customer complaint management measures, and continues to provide customers with value-added services in order to improve customer satisfaction.

The Group selectively chooses suppliers by setting out requirements for suppliers participating in its public tender in areas such as experience, reputation and production capacity, and assesses successful bidders on a half-yearly basis. Currently, the Group has established long-term good cooperation with many suppliers.

Compliance with laws and regulations

The Group's business is mainly conducted by the Company's subsidiaries in Mainland China, and the Company is listed on the Stock Exchange. As such, during the year ended 31 December 2025 and up to the date of this report, the Group has been in compliance with the relevant laws and regulations in the PRC and Hong Kong that have a significant impact on the business and operation of the Group, such as the Environmental Protection Law, the Air Pollution Control Law, the Labour Law, the Labour Contract Law, the Special Provisions on Labour Protection of Female Workers and the Production Safety Law of the People's Republic of China.

SUMMARY FINANCIAL INFORMATION

A summary of the annual results of the Group for the last five financial years is set out on the last page of this report. The summary does not form part of the consolidated financial statements in this annual report.

FINAL DIVIDEND

In order to thank the Shareholders for their support, the Group has established a long-term steady dividend policy. Pursuant to the resolutions of the Board on 30 March 2026, the Board recommended the payment of a final dividend (the “Final Dividend”) for the year ended 31 December 2025 of RMB5.57 cents per share. Together with an interim dividend of RMB4.60 cents per share which had been paid, total dividend payable for the year ended 31 December 2025 amounted to RMB10.17 cents per share.

董事會報告 (續) Directors' Report (Continued)

末期股息將以港元於二零二六年六月十二日(星期五)或前後派發予二零二六年五月二十八日(星期四)登記在本公司股東名冊內之股東，惟有關末期股息需於下次股東週年大會獲得股東批准。待董事會根據其採納的人民幣兌港元折算價確定港元股息的確切金額後，本公司將作出進一步公佈。

儲備

本年度內，本公司及本集團之儲備變動詳情，分別載於合併財務報表附註25、27及附註37。

於二零二五年十二月三十一日，本公司的可供分派儲備為股本溢利和累計虧損之和人民幣81,317,000元。

不動產、工廠及設備

本集團的不動產、工廠及設備詳情載於合併財務報表附註14。

董事及高級管理人員履歷

董事及本集團高級管理層之履歷詳情載於本年報「董事及高級管理層」一節。

銀行借款

本集團的銀行借款的詳情載於合併財務報表附註29。

The Final Dividend will be paid in Hong Kong dollars on or about 12 June 2026 (Friday) to the Shareholders whose names appear on the register of members of the Company on 28 May 2026 (Thursday), subject to the Shareholders' approval at the forthcoming general meeting. Further announcement will be made by the Company in relation to the exact amount of the Final Dividend in Hong Kong dollars when the conversion rate for Renminbi to Hong Kong dollars to be adopted has been determined by the Board.

RESERVES

Details of movements of reserves of the Company and the Group during the year are set out in Notes 25, 27 and 37 to the consolidated financial statements.

As at 31 December 2025, the distributable reserve of the Company was the sum of the share premium and accumulated losses of RMB81,317,000.

PROPERTY, PLANT AND EQUIPMENT

Details of the movements in property, plant and equipment of the Group are set out in Note 14 to the consolidated financial statements.

BIOGRAPHIES OF DIRECTORS AND SENIOR MANAGEMENT

The biographies of Directors and senior management of the Group are set out in the section headed "Directors and Senior Management" in this annual report.

BANK BORROWINGS

Details of bank borrowings of the Group are set out in Note 29 to the consolidated financial statements.

董事及服務合約

截止二零二五年十二月三十一日至本報告日期的董事如下：

執行董事

冼振源先生(主席)
李濤女士
肖輝先生
張百萱女士

非執行董事

陳虹女士
張道遠先生

獨立非執行董事

李留慶先生
雷春勇先生
周琳女士
陶曉慧女士

本公司已為各位董事及高級管理層安排適當之董事及高級管理層責任保險，並會每年審閱受保範圍。

所有非執行董事已與本公司訂立為期一年的服務合約，任何一方須發出不少於一個月事先書面通知予以終止。

截至二零二五年十二月三十一日，本公司董事概無與本公司訂立於一年內如不支付賠償(法定賠償除外)即不可終止之服務合約。

DIRECTORS AND SERVICE CONTRACTS

The Directors from 31 December 2025 to the date of this report were as follows:

Executive Directors

Mr. Xian Zhenyuan (*Chairman*)
Ms. Li Tao
Mr. Xiao Hui
Ms. Zhang Baixuan

Non-executive Directors

Ms. Chen Hong
Mr. Zhang Daoyuan

Independent Non-executive Directors

Mr. Li Liuqing
Mr. Lei Chunyong
Ms. Zhou Lin
Ms. Tao Xiaohui

The Company has maintained appropriate directors and senior management liability insurance policies for all Directors and members of senior management and reviews the coverage on an annual basis.

All non-executive Directors entered into service contracts with the Company for a term of one year and subject to termination by either party upon giving no less than one month's prior written notice to the other party.

As of 31 December 2025, none of the Directors had a service contract with the Company which is not determinable within one year without payment of compensation, other than statutory compensation.

董事會報告 (續) Directors' Report (Continued)

董事之合約權益

除下文「關連交易及持續關連交易」「關聯方交易」一節所披露者外，本公司或其任何附屬公司於年終或年內任何時間概無訂立董事直接或間接於其中擁有重大權益之重大合約。

管理合約

於本年度，本公司並無訂立或有續任何涉及本公司全部或大部分業務的管理及行政合約。

獨立非執行董事的獨立性 確認

李留慶先生為本公司服務超過十五年。作為經驗豐富、見識深廣，對本公司的業務營運了解透徹的獨立非執行董事，李留慶先生過往一直以獨立非執行董事的身份向本公司表達客觀的見解及給予獨立的指導。董事會認為李留慶先生的長期服務並不會影響彼等行使獨立判斷，並信納李留慶先生具備所需誠信及經驗繼續擔任獨立非執行董事角色，並認為李留慶先生具備獨立性。

本公司董事會確認已收到每位獨立非執行董事就其獨立性作出的年度確認函，董事會根據收回的確認函認為，根據上市規則第3.13條，年內有關獨立非執行董事仍屬獨立人士。

DIRECTORS' INTERESTS IN CONTRACTS

Save as disclosed under “CONNECTED TRANSACTIONS AND CONTINUING CONNECTED TRANSACTIONS” and “RELATED PARTY TRANSACTIONS” below, none of the Company or any of its subsidiaries had entered into any contract of significance in which a Director had a material interest, whether directly or indirectly, as at the end of the year or at any time during the year.

MANAGEMENT CONTRACT

No contracts concerning the management and administration of the whole or any substantial part of the business of the Company were entered into by the Company or existed during the year.

CONFIRMATION OF INDEPENDENCE OF INDEPENDENT NON-EXECUTIVE DIRECTORS

Mr. Li Liuqing has served the Company for more than fifteen years. As an independent non-executive Director with extensive experience and knowledge and in-depth understanding of the Company's operations and business, Mr. Li Liuqing has expressed objective views and given independent guidance to the Company over the past years. The Board considered that his long service would not affect his exercise of independent judgment and was satisfied that Mr. Li Liuqing has the required integrity and experience to continue fulfilling the role of an independent non-executive Director and consider Mr. Li Liuqing to be independent.

The Board of the Company confirmed that it has received from each of the independent non-executive Directors an annual written confirmation of his or her independence and considered, based on the confirmations received, pursuant to Rule 3.13 of the Listing Rules, the independent non-executive Directors remained independent during the year.

薪酬政策

本公司董事及高級管理層以袍金、薪金、津貼、實物利益或與本集團業績有關的酌情花紅的形式收取酬金。本集團亦彌償董事及高級管理層因本集團業務運作向本集團提供服務或履行其職責時必要及合理產生的開支。檢討及釐定執行董事及高級管理層的具體薪酬組合時，薪酬委員會考慮的因素包括同類公司所支付的薪金、董事所付出的時間及職責、於本集團的其它職務以及薪酬與表現掛鈎是否可取。

董事酬金詳情載於合併財務報表附註38。

五位最高薪酬人士的酬金詳情載於合併財務報表附註9。

董事及主要行政人員於本公司及其相聯法團之股份、相關股份及債券之權益及淡倉

於二零二五年十二月三十一日，董事及本公司主要行政人員於本公司或其任何相聯法團(定義見證券及期貨條例(「證券及期貨條例」)第XV部)之股份(「股份」)、相關股份及債券中，擁有根據證券及期貨條例第XV部第7及8分部須知會本公司及聯交所之權益及淡倉(包括根據證券及期貨條例之有關條文被當作或被視為擁有之權益及淡倉)，或已記入根據證券及期貨條例第352條本公司須存置之登記冊內，或根據上市公司董事進行證券交易的標準守則(「標準守則」)已知會本公司及聯交所之權益及淡倉如下：

REMUNERATION POLICY

The Directors and senior management of the Company receive compensation in the form of fees, salaries, allowances, benefits in kind or discretionary bonuses relating to the performance of the Group. The Group also reimburses the Directors and senior management for expenses which are necessarily and reasonably incurred for providing services to the Group or discharging their duties in relation to the operation of the Group. When reviewing and determining the specific remuneration packages for the executive Directors and senior management, the Remuneration Committee takes into consideration factors such as salaries paid by comparable companies, time commitment and responsibilities of the Directors, employment elsewhere in the Group and desirability of performance-based remuneration.

Details of the remuneration of the Directors are set out in Note 38 to the consolidated financial statements.

Details of the remuneration of the five highest paid individuals are set out in Note 9 to consolidated financial statements.

DIRECTORS' AND CHIEF EXECUTIVE'S INTERESTS AND SHORT POSITIONS IN THE SHARES, UNDERLYING SHARES AND DEBENTURES OF THE COMPANY AND ANY ASSOCIATED CORPORATION

As at 31 December 2025, the interests and short positions of the Directors and chief executive of the Company in the shares (the "Shares"), underlying Shares and debentures of the Company or any of its associated corporations (within the meaning of Part XV of the Securities and Futures Ordinance (the "SFO")), which were notified to the Company and the Stock Exchange pursuant to Divisions 7 and 8 of Part XV of the SFO (including interests and short positions which they were taken or deemed to have under such provisions of the SFO), or which were recorded in the register required to be kept by the Company under Section 352 of the SFO, or which were required, pursuant to the Model Code for Securities Transactions by Directors of Listed Companies ("Model Code"), to be notified to the Company and the Stock Exchange, were as follows:

董事會報告 (續)
Directors' Report (Continued)

於股份及相關股份之好倉：

Long positions in the Shares and underlying Shares:

董事姓名 Name	身份／權益性質 Capacity/Nature of interest	持有 股份數目 Number of Shares held	持有相關 股份數目 Number of underlying Shares held	佔本公司 全部已發行 股本概約 百分比 Approximate percentage of issued share capital of the Company
冼振源先生 (「冼先生」) Mr. Xian Zhenyuan ("Mr. Xian")	實益擁有人 Beneficial owner	9,000,000	—	0.92%
	受控制法團權益(附註1) Interest of controlled corporation (Note 1)	12,829,500	—	1.31%
李 濤女士 Ms. Li Tao	實益擁有人 Beneficial owner	3,000,000	—	0.31%
張道遠先生 Mr. Zhang Daoyuan	信託受益人(酌情權益 除外)(附註2) Beneficiary of a trust (other than a discretionary interest) (Note 2)	555,899,300	—	56.62%
張百萱女士 Ms. Zhang Baixuan	信託受益人(附註2) Beneficiary of a trust (Note 2)	555,899,300	—	56.62%

附註：

1. 冼振源先生實益擁有怡新有限公司的全部股權，而怡新有限公司擁有12,829,500股股份。因此，根據證券及期貨條例，冼振源先生被視為或當作於怡新有限公司持有的全部股份中擁有權益。冼振源先生為怡新有限公司的唯一董事。
2. 張瀛岑先生(「張先生」)設立了一個家族信託(「張氏家族信託」)。恒泰信託(香港)有限公司(「受託人」)擔任張氏家族信託的受託人，並通過受託人的全資子公司Everlasting Flourish Limited(「信託公司」)持有合計555,899,300股股份。金輝發展有限公司、捷嘉發展有限公司及Kind Edge Limited均為信託公司的直接全資附屬公司。天倫集團有限公司是金輝發展有限公司的直接全資附屬公司。因此，張先生、受託人及信託公司各自被視為在天倫集團有限公司、捷嘉發展有限公司及Kind Edge Limited所持股份中擁有權益。

就證券及期貨條例第XV部而言，張道遠先生作為其中一名董事及張氏家族信託的其中一名受益人，被視為於555,899,300股股份中擁有權益。

就證券及期貨條例第XV部而言，張百萱女士作為其中一名董事及張氏家族信託的其中一名受益人，被視為於555,899,300股股份中擁有權益。

Notes:

1. Mr. Xian Zhenyuan beneficially owns the entire equity interests of Pleasant New Limited, which in turn owns 12,829,500 Shares. Therefore, Mr. Xian Zhenyuan is deemed or taken to be interested in all the Shares held by Pleasant New Limited for the purposes of the SFO. Mr. Xian Zhenyuan is the sole director of Pleasant New Limited.
2. Mr. Zhang Yingcen ("Mr. Zhang") established a family trust (the "Zhang's Family Trust"). Trident Trust Company (HK) Limited (the "Trustee") acts as the trustee of the Zhang's Family Trust and holds an aggregate of 555,899,300 Shares through Everlasting Flourish Limited (the "Trust Company"), a wholly-owned subsidiary of the Trustee. Gold Shine Development Limited, Chequers Development Limited and Kind Edge Limited are direct wholly-owned subsidiaries of the Trust Company. Tian Lun Group Limited is a direct wholly-owned subsidiary of Gold Shine Development Limited. Accordingly, each of Mr. Zhang, the Trustee and the Trust Company is deemed to be interested in the Shares held by Tian Lun Group Limited, Chequers Development Limited and Kind Edge Limited.

Mr. Zhang Daoyuan (as one of the Director and one of the beneficiaries of the Zhang's Family Trust) is deemed to be interested in the 555,899,300 Shares for the purpose of Part XV of the SFO.

Ms. Zhang Baixuan (as one of the Director and one of the beneficiaries of the Zhang's Family Trust) is deemed to be interested in the 555,899,300 Shares for the purpose of Part XV of the SFO.

董事會報告 (續) Directors' Report (Continued)

除上文披露者外，於二零二五年十二月三十一日，董事或本公司主要行政人員概無於本公司或其任何相聯法團(定義見證券及期貨條例第XV部)之股份、相關股份及債券中，擁有根據證券及期貨條例第XV部第7及8分部須知會本公司及聯交所之任何權益或淡倉，或根據證券及期貨條例第352條須記入該條文所述登記冊內，或根據標準守則須知會本公司及聯交所之任何權益或淡倉。

董事購買股份或債券之權利

除上文「董事及主要行政人員於本公司及其相聯法團之股份、相關股份及債券之權益及淡倉」一節及下文「購股權計劃」一節所披露者外，本公司、其控股公司、附屬公司或同系附屬公司於本年度內任何時間概無作為任何安排之參與方，致使本公司董事或主要行政人員或其聯繫人藉購入本公司或任何其它法人團體之股份或債券而獲益。

主要股東於本公司股份及相關股份之權益及淡倉

於二零二五年十二月三十一日，據董事所知悉，按本公司根據證券及期貨條例第336條須存置之登記冊所記錄，下列人士(非為董事或本公司之主要行政人員)於股份或相關股份中擁有根據證券及期貨條例第XV部第2及第3分部之條文須向本公司披露之權益或淡倉：

Save as disclosed above, as at 31 December 2025, none of the Directors or chief executives of the Company had any interests or short positions in the Shares, the underlying Shares and debentures of the Company or any of its associated corporations (within the meaning of Part XV of the SFO) which would have to be notified to the Company and the Stock Exchange pursuant to Divisions 7 and 8 of Part XV of the SFO, or which were recorded in the register required to be kept by the Company under Section 352 of the SFO, or which were required to be notified to the Company and the Stock Exchange pursuant to the Model Code.

DIRECTORS' RIGHT TO ACQUIRE SHARES OR DEBENTURES

Save as disclosed in the section headed "Directors' and Chief Executive's Interests and Short Positions in the Shares, Underlying Shares and Debentures of the Company or any Associated Corporation" above and the section headed "Share Option Scheme" below, at no time during the year was the Company or any of its holding companies, subsidiaries or fellow subsidiaries, a party to any arrangement to enable the Directors or chief executives of the Company or their associates to acquire benefits by means of the acquisition of shares in, or debentures of, the Company or any other body corporate.

SUBSTANTIAL SHAREHOLDERS' INTERESTS AND SHORT POSITIONS IN THE SHARES AND UNDERLYING SHARES OF THE COMPANY

So far as is known to the Directors, as at 31 December 2025, as recorded in the register required to be kept by the Company under Section 336 of the SFO, the following persons (except the Directors and chief executives of the Company) had interests or short positions in the Shares or the underlying Shares which would fall to be disclosed to the Company under the provisions of Divisions 2 and 3 of Part XV of the SFO:

姓名／名稱	身份／權益性質	所持 股份數目	所持相關 股份數目	佔本公司 已發行股本 概約百分比 Approximate percentage of issued share capital of the Company
Name	Capacity/Nature of interest	Number of Shares held	Number of underlying Shares held	
天倫集團有限公司(附註1) Tian Lun Group Limited (Note 1)	實益擁有人 Beneficial owner	471,171,300	—	47.99%
金輝發展有限公司(附註1) Gold Shine Development Limited (Note 1)	所控制法團權益 Interest of controlled corporation	471,171,300	—	47.99%
捷嘉發展有限公司 Chequers Development Limited	實益擁有人 Beneficial owner	63,728,000	—	6.49%
張瀛岑先生(「張先生」) Mr. Zhang Yingcen (“Mr. Zhang”)	影響受託人 如何行使其酌情權的酌情 信託成立人(附註2) Founder of a discretionary trust who can influence how the trustee exercises his discretion (Note 2)	555,899,300	—	56.62%
	配偶權益(附註3) Interest of spouse (Note 3)	5,722,500	—	0.58%
孫燕熙女士(附註3) (「孫女士」) Ms. Sun Yanxi (Note 3) (“Ms. Sun”)	實益權益 Beneficial interest 配偶權益 Interest of spouse	5,722,500 555,899,300	— —	0.58% 56.62%
恒泰信託(香港)有限公司 (附註2) Trident Trust Company (HK) Limited (Note 2)	受託人 Trustee	555,899,300	—	56.62%
Everlasting Flourish Limited (附註2) Everlasting Flourish Limited (Note 2)	所控制的法團的權益 Interest of corporation controlled	555,899,300	—	56.62%
珠海港股份有限公司 Zhuhai Port Co., Ltd.	所控制法團權益 Interest of controlled corporation	120,000,000	—	12.22%
珠海港香港發展有限公司 Zhuhai Port (Hong Kong) Development Co., Limited	實益擁有人 Beneficial owner	120,000,000	—	12.22%

董事會報告 (續)

Directors' Report (Continued)

姓名／名稱	身份／權益性質	所持 股份數目	所持相關 股份數目	佔本公司 已發行股本 概約百分比 Approximate percentage of issued share capital of the Company
Name	Capacity/Nature of interest	Number of Shares held	Number of underlying Shares held	
古潤金 Koo Yuen Kim	實益擁有人 Beneficial owner	69,280,759	—	7.06%
亨達證券有限公司 Hantec Securities Company Limited	保管人(獲豁免保管人權益 除外) Custodian (other than an exempt custodian interest)	58,917,500	—	6.00%
柯為湘 Or Wai Sheun	你所控制的法團的權益 Interest of corporation controlled by you	58,917,500	—	6.00%

附註：

Notes:

- (1) 天倫集團有限公司的全部已發行股本由金輝發展有限公司持有。天倫集團有限公司擁有 471,171,300 股股份。因此，就證券及期貨條例而言，金輝發展有限公司被視為或當作於天倫集團有限公司持有的所有股份及相關股份中擁有權益。
- (1) The entire issued share capital of Tian Lun Group Limited is held by Gold Shine Development Limited. Tian Lun Group Limited owns 471,171,300 Shares. Therefore, Gold Shine Development Limited is deemed or taken to be interested in all the Shares and underlying Shares held by Tian Lun Group Limited for the purposes of the SFO.
- (2) 張先生設立了一個家族信託(「張氏家族信託」)。恒泰信託(香港)有限公司(「受託人」)擔任張氏家族信託的受託人，並通過受託人的全資子公司 Everlasting Flourish Limited (「信託公司」)持有本公司合計 555,899,300 股股份。金輝發展有限公司、捷嘉發展有限公司及 Kind Edge Limited 均為信託公司的直接全資附屬公司。天倫集團有限公司是金輝發展有限公司的直接全資附屬公司。因此，張先生、受託人及信託公司各自被視為在天倫集團有限公司、捷嘉發展有限公司及 Kind Edge Limited 所持股份中擁有權益。
- (2) Mr. Zhang established a family trust (the "Zhang's Family Trust"). Trident Trust Company (HK) Limited (the "Trustee") acts as the trustee of the Zhang's Family Trust and holds an aggregate of 555,899,300 Shares through Everlasting Flourish Limited (the "Trust Company"), a wholly-owned subsidiary of the Trustee. Gold Shine Development Limited, Chequers Development Limited and Kind Edge Limited are direct wholly-owned subsidiaries of the Trust Company. Tian Lun Group Limited is a direct wholly-owned subsidiary of Gold Shine Development Limited. Accordingly, each of Mr. Zhang, the Trustee and the Trust Company is deemed to be interested in the Shares held by Tian Lun Group Limited, Chequers Development Limited and Kind Edge Limited.
- (3) 孫女士為張先生的配偶，因此，就證券及期貨條例而言，孫女士亦被視為或當作於張先生擁有權益及可能須購買的所有股份及相關股份中擁有權益。孫女士透過其個人證券賬戶持有 5,722,500 股股份。
- (3) Ms. Sun is the spouse of Mr. Zhang, and therefore Ms. Sun is deemed or taken to be interested in all the Shares and the underlying Shares in which Mr. Zhang is interested and may be obliged to purchase respectively for the purpose of the SFO. Ms. Sun holds 5,722,500 Shares through her individual security account.

除上文披露者外，於二零二五年十二月三十一日，除董事或本公司之主要行政人員外，董事並不知悉任何人士於股份及相關股份中，擁有根據證券及期貨條例第XV部第2及3分部須披露之權益或淡倉，或根據證券及期貨條例第336條須記入該條文所述登記冊內之權益或淡倉。

購股權計劃

為吸引及挽留合資格人士、向彼等提供額外獎勵以及推動本集團創出佳績，本公司已於二零二零年十月二十八日有條件採納一項購股權計劃（「購股權計劃」）。據此，董事會獲授權可全權酌情根據其認為適合的條款，向本集團任何成員公司的任何僱員（全職或兼職）、董事、諮詢人或顧問、或本集團任何成員公司的任何主要股東、或本集團任何成員公司的任何分銷商、承包商、供應商、代理、客戶、商業夥伴或服務供應商授出購股權，使彼等可根據購股權計劃的條款及價格認購董事會可能指定數目的股份。購股權計劃已於二零二零年十一月五日成為無條件，並由二零二零年十一月五日起計一直有效十年惟可根據購股權計劃所載之條款提前終止。授出購股權的建議限於發出有關建議日期（包括當日）起七日內接納。購股權的承授人須於接納建議時就獲授的購股權向本公司支付1.00港元。根據購股權計劃授出的任何特定購股權的股份認購價由董事會全權釐定並通知參與者，但不得低於下列最高者：(i) 聯交所每日報價表所報股份於授出購股權當日（必須為營業日）的收市價；(ii) 聯交所每日報價表所報股份於緊接授出購股權前五個營業日的平均收市價；及(iii) 股份於授出購股權當日的面值，惟倘出現零碎股價，則每股認購價應上調至最接近之一整仙。

Save as disclosed above, as at 31 December 2025, the Directors were not aware of any interests or short positions in the Shares and the underlying Shares, which would fall to be disclosed to the Company under the provisions of Divisions 2 and 3 of Part XV of the SFO, or recorded in the register required to be kept by any person under Section 336 of the SFO, except those held by the Directors or chief executives of the Company.

SHARE OPTION SCHEME

In order to attract and retain the eligible persons, to provide additional incentive to them and to promote the success of the business of the Group, the Company conditionally adopted a share option scheme (the "Share Option Scheme") on 28 October 2020, pursuant to which, the Board is authorized to, at its absolute discretion and on such terms as it may think fit, grant any employee (full-time or part-time), director, consultant or adviser of any member of the Group, or any substantial shareholder of any member of the Group, or any distributor, contractor, supplier, agent, customer, business partner or service provider of any member of the Group, options to subscribe for such number of Shares as the Board may determine in accordance with the terms and price of the Share Option Scheme. The Share Option Scheme has become unconditional on 5 November 2020 and will be effective for ten years commencing from 5 November 2020, and it is subject to early termination according to the terms set out in the Share Option Scheme. An offer for the grant of options must be accepted within 7 days inclusive of the day on which such offer was made. The amount payable by the grantee of an option to the Company on acceptance of the offer for the grant of an option is HK\$1.00. The Subscription Price of a Share in respect of any particular option granted under the Share Option Scheme shall be a price solely determined by the Board and notified to a participant and shall be at least the higher of: (i) the closing price of the Shares as stated in the Stock Exchange's daily quotations sheet on the date of grant of the option, which must be a Business Day; (ii) the average of the closing prices of the Shares as stated in the Stock Exchange's daily quotations sheets for the five Business Days immediately preceding the date of grant of the option; and (iii) the nominal value of a Share on the date of grant of the option, provided that in the event of fractional prices, the Subscription Price per Share shall be rounded upwards to the nearest whole cent.

董事會報告 (續) Directors' Report (Continued)

於本報告日期，根據購股權計劃可供發行股份的總額(假設沒有根據股份獎勵計劃發行股票)為100,361,510股，佔本報告日期本公司已發行股本的10.29%。截至授出日期止12個月期間，因行使根據購股權計劃授予任何參與者的購股權(包括已行使及尚未行使的購股權)而已發行及將發行的股份總數不得超過已發行股份的1%。

承授人可於本公司董事會可能釐定的期間，隨時根據購股權計劃的條款行使購股權，惟有關期間不得超過由授出日期起計十年，並受有關提前終止條文所規限。

自購股權計劃生效日期至本報告日期，概無根據購股權計劃授出、行使、註銷或失效的購股權，亦無尚未行使的購股權。購股權計劃之主要條件概要載列於本公司日期為二零二零年十月八日之通函。

有關股份計劃的《上市規則》修訂於二零二三年一月一日生效。自二零二三年一月一日起，根據購股權計劃授予的購股權須遵守上述修訂。

股份獎勵計劃

本公司於二零二一年八月二十六日(「採納日期」)採納股份獎勵計劃(「股份獎勵計劃」)。該計劃目的為：(i)改善本集團的獎勵制度，使參與者的利益與本集團的利益相符，並激勵彼等為本集團及廣大股東創造長期價值；及(ii)吸引及激勵專業人才以提升及促進本集團的可持續健康發展。股份獎勵計劃之參與者應涵蓋(i)本集團任何成員公司之任何董事及高級管理層；及(ii)本集團任何成員公司之任何僱員。董事會可不時全權酌情決定挑選任何參與者(不包括除外參與者)作為獲選參與者參與股份獎勵計劃，並可在相關條款及條件的規限下全權酌情決定將予授出的獎勵(包括但不限於(倘適用)相關獲選參與者支付董事會可能釐定之應付代價而獲歸屬獎勵股份)。

As at the date of this report, the total number of Shares which may be issued under the Share Option Scheme (assuming no Shares are issued under the Share Award Scheme) was 100,361,510 shares, representing 10.29% of the issued share capital of the Company as at the date of this report. The total number of Shares issued and to be issued upon exercise of options granted to any participant (including both exercised and outstanding options) under the Share Option Scheme, in any 12-month period up to the date of grant must not exceed 1% of the Shares in issue.

A share option may be exercised in accordance with the terms of the Share Option Scheme at any time during a period as the Board may determine which shall not exceed ten years from the date of grant subject to the provisions of early termination thereof.

From the effective date of the Share Option Scheme to the date of this report, there were no share options granted, exercised, cancelled or lapsed under the Share Option Scheme, nor any outstanding share options. A summary of the principal terms of the Share Option Scheme was set out in the circular of the Company dated 8 October 2020.

The Listing Rules amendments relating to share schemes become effective on 1 January 2023. The grant of the share option under the Share Option Scheme is subject to those amendments from 1 January 2023.

SHARE AWARD SCHEME

The Company adopted the share award scheme (the “Share Award Scheme”) on 26 August 2021 (the “Adoption Date”). The purposes of the Scheme are (i) to improve the Group's incentive system, align the interests of participants with the Group's interest, and encourage them to create long-term value for the Group and the Shareholders; and (ii) to attract and motivate professional talents to enhance and promote the Group's sustainable and healthy development. The participants of the Share Award Scheme shall cover (i) any of the directors and senior management of any members of the Group; and (ii) any of the employees of any members of the Group. The Board may, from time to time, at its absolute discretion select any participant (other than excluded participants) to participate in the Share Award Scheme as a selected participant and determine, at its absolute discretion, the awards to be granted subject to relevant terms and conditions (including but not limited to, where applicable, the vesting of awarded shares to selected participants at a consideration payable by such selected participants as may be determined by the Board).

除非董事會決定提早終止，否則股份獎勵計劃將屬有效及生效直至採納日期之第十週年為止。股份獎勵計劃之剩餘年期約為六年。

倘進一步授出獎勵股份會導致董事會根據股份獎勵計劃授出之股份總數超過本公司不時已發行股本之5%，則董事會不得進一步授出獎勵股份。於本報告日期，12,817,500股股份已由本公司就股份獎勵計劃而委任的獨立受託人所收購。根據股份獎勵計劃可供發行之股份總數為36,276,755股，佔本公司於本報告日期已發行股本約3.72%。

獲選參與者根據股份獎勵計劃可獲授的最高股份數目不得超過本公司於任何12個月期間已發行股本之1%。

自採納日期至本報告日期，沒有任何根據股份獎勵計劃授出、行使、取消或失效的獎勵，也沒有任何未歸屬的獎勵。股份獎勵計劃的主要條款摘要載於公司二零二一年八月二十六日的公告。

有關股份計劃的《上市規則》修訂於二零二三年一月一日生效。自二零二三年一月一日起，根據股份獎勵計劃授予的獎勵必須遵守上述修訂。

Subject to any early termination as may be determined by the Board, the Share Award Scheme shall be valid and effective up till the 10th anniversary date of the Adoption Date. The remaining life of the Share Award Scheme shall be approximately 6 years.

The Board shall not make any further award of Shares which will result in the aggregate number of the Shares awarded by the Board under the Share Award Scheme exceeding 5% of the issued share capital of the Company from time to time. As at the date of this report, 12,817,500 shares were acquired by an independent trustee appointed by the Company for the Share Award Scheme. The total number of shares available for issue under the Share Award Scheme is 36,276,755, which represents approximately 3.72% of the issued share capital of the Company as at the date of this report.

The maximum number of shares which may be awarded to a selected participant under the Share Award Scheme shall not exceed 1% of the issued share capital of the Company in any 12-month period.

From the Adoption Date to the date of this report, there were no awards granted, exercised, cancelled or lapsed under the Share Award Scheme, nor any unvested awards. A summary of the principal terms of the Share Award Scheme was set out in the announcement of the Company dated 26 August 2021.

The Listing Rules amendments relating to share schemes become effective on 1 January 2023. The grant of the awards under the Share Award Scheme is subject to those amendments from 1 January 2023.

關連交易及持續關連交易

關連交易

於二零二五年一月十五日，本公司之附屬公司河南天倫燃氣集團有限公司(「河南天倫」)與河南省天倫教育投資有限公司(「天倫教育」)訂立租賃協議，內容有關租賃位於中國鄭州鄭東新區九如東路與黃河東路交界、總建築面積5,606平方米之物業，用作河南天倫及其附屬公司之辦公用途(「物業租賃協議I」)。租賃期由二零二五年一月十五日起至二零二八年一月十四日止(包括首尾兩日)。河南天倫應付之年度租金為人民幣3,710,000元，不包括物業管理費、水電費、網絡費及景觀維護費，其將由河南天倫承擔。

於二零二五年一月十五日，本公司之附屬公司河南首開建築工程有限公司(「河南首開」)與天倫教育訂立租賃協議，內容有關租賃位於中國鄭州鄭東新區九如東路與黃河東路交界、總建築面積1,193平方米之物業，用作河南首開及其附屬公司之辦公用途(「物業租賃協議II」)。租賃期由二零二五年一月十五日起至二零二八年一月十四日止(包括首尾兩日)。河南首開應付之年度租金為人民幣790,000元，不包括物業管理費、水電費、網絡費及景觀維護費，其將由河南首開承擔。

CONNECTED TRANSACTIONS AND CONTINUING CONNECTED TRANSACTIONS

Connected Transactions

On 15 January 2025, Henan Tian Lun Gas Group Limited* (河南天倫燃氣集團有限公司) (“Henan Tian Lun”), a subsidiary of the Company, entered into a lease agreement with Henan Tianlun Education Investment Co., Ltd.* (河南省天倫教育投資有限公司) (“Tianlun Education”) for the lease of a property located at the intersection of Jiuru East Road and Huanghe East Road in Zhengdong New District, Zhengzhou, the PRC, with a gross floor area of 5,606 sq.m., for use as the offices of Henan Tianlun and its subsidiaries (the “Property Lease Agreement I”). The lease term commenced on 15 January 2025 and ends on 14 January 2028 (both days inclusive). The annual rent payable by Henan Tianlun is RMB3,710,000, exclusive of property management fees, utilities fees, network fees and landscape maintenance fee, which shall be borne by Henan Tianlun.

On 15 January 2025, Henan Shoukai Construction Engineering Co., Ltd* (河南首開建築工程有限公司) (“Henan Shoukai”), a subsidiary of the Company, entered into a lease agreement with Tianlun Education for the lease of a property located at the intersection of Jiuru East Road and Huanghe East Road in Zhengdong New District, Zhengzhou, the PRC, with a gross floor area of 1,193 sq.m., for use as the offices of Henan Shoukai and its subsidiaries (the “Property Lease Agreement II”). The lease term commenced on 15 January 2025 and ends on 14 January 2028 (both days inclusive). The annual rent payable by Henan Shoukai is RMB790,000, exclusive of property management fees, utilities fees, network fees and landscape maintenance fee, which shall be borne by Henan Shoukai.

張瀛岑先生(「張先生」)為控股股東，因此為本公司關連人士。張先生之兒子張道遠先生為非執行董事及控股股東，因此亦為本公司關連人士。天倫教育的股權分別由張先生、孫燕熙女士(張先生的配偶)及張道遠先生間接擁有50%、25%及25%。因此，天倫教育為張先生及張道遠先生的聯繫人，因此為本公司的關連人士。根據適用於本公司之《香港財務報告準則》第16號，物業租賃協議I及物業租賃協議II項下擬進行之租賃交易確認為收購使用權資產。因此，根據上市規則第14A章，該等租賃交易構成本公司之一次性關連交易。根據上市規則第14A章，由於一項或多項有關適用百分比率超過0.1%但全部低於5%，物業租賃協議I及物業租賃協議II項下擬進行之交易須遵守申報及公佈規定，惟獲豁免遵守通函(含獨立財務意見)及股東批准之規定。

持續關連交易

於二零二五年一月十五日，河南天倫與河南新天倫物業管理有限公司(「新天倫物業管理」)訂立物業管理服務協議(「物業管理服務協議I」)，據此，新天倫物業管理同意就位於中國鄭州鄭東新區九如東路與黃河東路交界之物業提供物業管理服務，該等服務包括(其中包括)公共空間之清潔及保養、綠化及建築物維護、安保服務、中央空調運行服務、食堂管理服務、車位管理服務、公共設施之保養及管理以及消防監控。物業管理服務協議I之年期由二零二五年一月十五日起至二零二八年一月十四日止(包括首尾兩日)。據此應付之物業管理服務費為每年人民幣3,220,000元。

Mr. Zhang Yingcen (“Mr. Zhang”) is a controlling Shareholder and is therefore a connected person of the Company. Mr. Zhang Daoyuan, the son of Mr. Zhang, is a non-executive Director and a controlling Shareholder and is therefore also a connected person of the Company. The equity interest in Tianlun Education is indirectly owned as to 50% by Mr. Zhang, 25% by Ms. Sun Yanxi (the spouse of Mr. Zhang), and 25% by Mr. Zhang Daoyuan. Accordingly, Tianlun Education is an associate of Mr. Zhang and Mr. Zhang Daoyuan and is therefore a connected person of the Company. In accordance with HKFRS 16 applicable to the Company, the rental transactions contemplated under the Property Lease Agreement I and the Property Lease Agreement II are recognised as acquisitions of right-of-use assets. Accordingly, the rental transactions constituted one-off connected transactions of the Company under Chapter 14A of the Listing Rules. As one or more of the applicable percentage ratios in respect of the transactions contemplated under the Property Lease Agreement I and Property Lease Agreement II exceeded 0.1% but all are less than 5%, such transactions were subject to the reporting and announcement requirements but were exempt from the circular (including independent financial advice) and shareholders’ approval requirements under Chapter 14A of the Listing Rules.

Continuing Connected Transactions

On 15 January 2025, Henan Tianlun entered into a property management service agreement with Henan Xintianlun Property Management Co., Ltd.* (河南新天倫物業管理有限公司) (“Xintianlun Property Management”) (the “Property Management Service Agreement I”), pursuant to which Xintianlun Property Management agreed to provide property management services for the property located at the intersection of Jiuru East Road and Huanghe East Road, Zhengdong New District, Zhengzhou, the PRC. Such services include, among others, cleaning and maintenance of common areas, greening and building maintenance, security services, central air conditioning operation service, canteen management service, parking space management service, maintenance and management of common facilities and fire safety control. The term of the Property Management Service Agreement I commenced on 15 January 2025 and ends on 14 January 2028 (both days inclusive). The property management service fee payable thereunder is RMB3,220,000 per annum.

董事會報告 (續) Directors' Report (Continued)

於二零二五年一月十五日，河南首開與新天倫物業管理訂立物業管理服務協議（「物業管理服務協議II」），據此，新天倫物業管理同意就位於中國鄭州鄭東新區九如東路與黃河東路交界之物業提供物業管理服務，該等服務包括（其中包括）公共空間之清潔及保養、綠化及建築物維護、安保服務、中央空調運行服務、食堂管理服務、車位管理服務、公共設施之保養及管理以及消防監控。物業管理服務協議II之年期由二零二五年一月十五日起至二零二八年一月十四日止（包括首尾兩日）。據此應付之物業管理服務費為每年人民幣680,000元。

新天倫物業管理的股權由張道遠先生間接擁有100%。因此，新天倫物業管理為張道遠先生的聯繫人，因此為本公司的關連人士，以及根據上市規則第14A章，物業管理服務協議I及物業管理服務協議II以及據此擬進行之交易構成本公司的持續關連交易。根據上市規則第14A章，由於一項或多項有關適用百分比率（按年度基準）超過0.1%但全部低於5%，物業管理服務協議項下擬進行之交易須遵守申報、公佈及年度審閱規定，惟獲豁免遵守函詢（含獨立財務意見）及股東批准之規定。

截至二零二五年十二月三十一日止年度，(i) 根據物業管理服務協議I應付之費用及款項總額約為人民幣3,096,000元，並無超過年度上限（二零二五年一月十五日至二零二六年一月十四日）人民幣3,220,000元；及(ii) 根據物業管理服務協議II應付之費用及款項總額約為人民幣654,000元，並無超過年度上限（二零二五年一月十五日至二零二六年一月十四日）人民幣680,000元。

根據上市規則第14A.55條，獨立非執行董事已審閱上述持續關連交易，並確認該等持續關連交易乃(i)於本集團日常及一般業務過程中訂立；(ii)按一般商業條款或更優條款進行；及(iii)根據規管該等交易之相關協議之條款實屬公平合理，且符合本公司及股東之整體利益。

On 15 January 2025, Henan Shoukai entered into a property management service agreement with Xintianlun Property Management (the "Property Management Service Agreement II"), pursuant to which Xintianlun Property Management agreed to provide property management services for the property located at the intersection of Jiuru East Road and Huanghe East Road, Zhengdong New District, Zhengzhou, the PRC. Such services include, among others, cleaning and maintenance of common areas, greening and building maintenance, security services, central air conditioning operation service, canteen management service, parking space management service, maintenance and management of common facilities and fire safety control. The term of the Property Management Service Agreement II commenced on 15 January 2025 and ends on 14 January 2028 (both days inclusive). The property management service fee payable thereunder is RMB680,000 per annum.

The equity interest of Xintianlun Property Management is indirectly owned as to 100% by Mr. Zhang Daoyuan. Therefore, Xintianlun Property Management is an associate of Mr. Zhang Daoyuan and thus a connected person of the Company, the Property Management Service Agreement I and the Property Management Service Agreement II and the transactions contemplated thereunder constitute continuing connected transactions of the Company under Chapter 14A of the Listing Rules. As one or more of the relevant applicable percentage ratios, on an annual basis, exceed 0.1% but all are less than 5%, the transactions contemplated under the Property Management Service Agreements are subject to the reporting, announcement and annual review requirements but exempt from the circular (including independent financial advice) and shareholders' approval requirements under Chapter 14A of the Listing Rules.

For the year ended 31 December 2025, the aggregate fees and amounts payable (i) under the Property Management Service Agreement I amounted to approximately RMB3,096,000, which was within the annual cap (from 15 January 2025 to 14 January 2026) of RMB3,220,000; and (ii) under the Property Management Service Agreement II amounted to approximately RMB654,000, which was within the annual cap (from 15 January 2025 to 14 January 2026) of RMB680,000.

Pursuant to Rule 14A.55 of the Listing Rules, the independent non-executive Directors have reviewed the continuing connected transactions set out above and have confirmed that these continuing connected transactions were entered into (i) in the ordinary and usual course of business of the Group; (ii) on normal commercial terms or better; and (iii) in accordance with the relevant agreements governing them on terms that are fair and reasonable and in the interests of the Company and the Shareholders as a whole.

根據上市規則第 14A.56 條，董事會已委聘本公司獨立核數師，根據香港核證委聘準則第 3000 號「對過往財務資料進行審核或審閱以外的核證委聘」及參考香港會計師公會頒佈之實務說明第 740 號「關於香港上市規則所述持續關連交易的核數師函件」對本集團之持續關連交易進行報告。本公司獨立核數師已根據上市規則第 14A.56 條發出其函件；當中載有其就本集團持續關連交易之以下發現及結論。

獨立核數師並不知悉已披露持續關連交易：(i) 未獲本公司董事會之批准；(ii) 未遵守本公司之定價政策（倘交易涉及本集團提供貨品或服務）；(iii) 未根據有關交易之協議條款進行；及 (iv) 就相關各項交易之總額而言，超逾於以往日期為 2025 年 1 月 15 日之公告披露之上限。本公司已確認，其就上述持續關連交易已遵守上市規則第 14A 章之披露規定。就綜合財務報表附註 35 所披露構成上市規則下的關連交易或持續關連交易的關聯方交易而言，本公司已遵守上市規則第 14A 章項下所有相關規定。

於一般業務過程中進行的關聯方交易的詳情載於綜合財務報表附 35，部分交易構成《上市規則》所指的關聯交易。該等交易均已遵守《上市規則》的適用規定，根據《上市規則》所規定的披露規定於年報中進行披露。

In accordance with Rule 14A.56 of the Listing Rules, the Board engaged the independent auditor of the Company to report on the Group's continuing connected transactions in accordance with Hong Kong Standard on Assurance Engagements 3000 "Assurance Engagements Other Than Audits or Reviews of Historical Financial Information" and with reference to Practice Note 740 "Auditor's Letter on Continuing Connected Transactions under the Hong Kong Listing Rules" issued by the Hong Kong Institute of Certified Public Accountants. The independent auditor of the Company has issued its letter containing its following findings and conclusions in respect of the continuing connected transactions disclosed by the Group in accordance with Rule 14A.56 of the Listing Rules.

Nothing has come to the independent auditor's attention that the disclosed continuing connected transactions: (i) have not received the approval of the Company's board of directors; (ii) are not in accordance with the pricing policies of the Company if the transactions involve provision of goods or services by the Group; (iii) have not been entered into in accordance with the relevant agreements governing the transactions; and (iv) have exceeded the cap disclosed in previous announcement dated 15 January 2025 aggregated amount of each transaction involved. The Company has confirmed that it has complied with the disclosure requirements in respect of the aforesaid continuing connected transactions in accordance with Chapter 14A of the Listing Rules. For related party transactions disclosed in Note 35 to the consolidated financial statements which constituted connected transactions or continuing connected transactions under the Listing Rules, the Company has complied with all the relevant requirements under Chapter 14A of the Listing Rules.

Details of related party transactions entered into in the ordinary course of business are set out in Note 35 to the consolidated financial statements, certain of which constitute connected transactions as defined under the Listing Rules. Such transactions have been conducted in compliance with the applicable requirements of the Listing Rules and have been disclosed in this annual report in accordance with the disclosure requirements prescribed under the Listing Rules.

董事會報告 (續) Directors' Report (Continued)

重大收購、出售及重大投資

除本報告披露者外，於截至二零二五年十二月三十一日止年度及截至本報告日期，本集團概無任何重大收購、出售或投資。

獲準許的彌償條文

本公司組織章程細則規定，每名董事有權就其在履行其職務時可能遭受或產生或與此有關的所有損失或負債從本公司資產中獲得補償。本公司已採取及維持合適保險，為有關針對其董事的可能法律行動提供保障。

主要客戶及供貨商

二零二五年本集團向五大客戶之銷售額，佔本集團之營業額約10%，其中最大客戶之銷售額佔本集團之收入約2%。從五大供貨商之採購額佔本集團之採購額約40%，其中最大供貨商之採購額佔本集團之採購額約12%。經就董事會向全體董事查詢，年內概無董事、彼等之緊密聯繫人(定義見上市規則)以及持有本公司已發行股本5%以上的股東擁有於本集團五大客戶或供貨商之任何實益權益。

MATERIAL ACQUISITIONS, DISPOSAL AND SIGNIFICANT INVESTMENTS

Save as disclosed in this report, during the year ended 31 December 2025 and as at the date of this report, the Group had no material acquisition, disposal or significant investments.

PERMITTED INDEMNITY PROVISION

The articles of association of the Company provides that every Director shall be entitled to be of the Company indemnified out of the assets of the Company against all losses or liabilities which he/she may sustain or incur in or about the execution of the duties of his/her office or otherwise in relation thereto. The Company has adopted and maintained appropriate insurance to provide protection for possible legal action against its directors.

MAJOR CUSTOMERS AND SUPPLIERS

In 2025, sales to the five largest customers of the Group accounted for approximately 10% of the turnover of the Group, in which sales to the largest customer accounted for approximately 2%, while purchases from the five largest suppliers of the Group accounted for approximately 40% of the purchases of the Group in which purchases from the largest supplier accounted for approximately 12%. To the best of the Board's knowledge having made all enquiries with all Directors, neither the Directors, their close associates (as defined in the Listing Rules), nor any Shareholders owning more than 5% of the Company's issued share capital had any beneficial interests in the Group's five largest customers or suppliers during the year.

購入、出售或贖回本公司的上市證券

截至二零二五年十二月三十一日止年度，本公司於聯交所購買其若干股份。於二零二五年十二月三十一日止年度，該等股份購回詳情的概要如下：

PURCHASE, SELL OR REDEEM ANY SHARES OF THE COMPANY

During the year ended 31 December 2025, the Company purchased certain of its shares on The Stock Exchange. Details of such share repurchases for the year ended 31 December 2025 are summarised as follows:

月份 Month	已購回 股份數目 Number of Shares Purchased	已購回股份 Price Per Share Purchased 每股價格		所付價格 總額 Total Amount Paid
		最高 Highest	最低 Lowest	
		港元 HK\$	港元 HK\$	港元 HK\$
二零二五年十二月 December 2025	1,808,500	3.37	3.08	5,932,516.99

於二零二五年十二月購回的 1,808,500 股股份已於二零二六年三月註銷。

A total of 1,808,500 shares repurchased in December 2025 were cancelled in March 2026.

本公司根據於二零二五年五月舉行的股東週年大會自股東獲授的授權於二零二五年度購回本公司股份，旨在通過提升本公司資產淨值及每股股份盈利使本公司及股東整體獲益。

The Shares were repurchased by the Company in 2025 pursuant to the mandate granted by the Shareholders at the annual general meeting held on May 2025, for the purpose of benefiting the Company and the Shareholders as a whole by increasing the net asset value and earnings per Share.

除上文所披露者外，本公司及其附屬公司於本年度概無購入、贖回或出售本公司任何上市證券。

Save as disclosed above, neither the Company nor its subsidiaries had purchased, redeemed or sold any of listed securities of the Company.

優先購買權

本公司的組織章程細則或開曼群島法例並無任何有關優先購買權的條文。

PRE-EMPTIVE RIGHTS

There are no relevant provisions for pre-emptive rights in the Company's articles of association or the laws of the Cayman Islands.

董事會報告 (續) Directors' Report (Continued)

公眾持股量

根據本公司已有的公開資料及董事所知，於本年報日期本公司的公眾持股量不少於《上市規則》所規定的25%。

於截至二零二五年十二月三十一日止整個年度，本公司一直遵守上市規則的最低公眾持股量規定，將其公眾持股量維持在其已發行股份總數至少25%的水平。於二零二五年十二月三十一日，本公司的公眾持股量為其已發行股份總數約28.06%。

於二零二五年十二月三十一日的所持股權 (附註1)

PUBLIC FLOAT

Based on the information that is publicly available to the Company and within the knowledge of the Directors as at the date of this annual report, the public float of the Company is not less than 25% as prescribed under the Listing Rules.

Throughout the year ended 31 December 2025, the Company was in compliance with the minimum public float requirement under Listing Rules by maintaining its public float at the level of at least 25% of its total issued Shares. As at 31 December 2025, the Company's public float was approximately 28.06% of its total issued Shares.

Shareholding Ownership as at 31 December 2025 (Note 1)

股東名稱／類別 Name/category of Shareholders	所持股份數目 Number of the Shares held	佔已發行股份 概約百分比 (附註2) Approx. % of the Shares in issue (Note 2)
(a) 非上市規則所指「公眾人士」的股東 Shareholders who are not members of "the public" under the Listing Rules		
洗振源先生 (附註3) Mr. Xian Zhenyuan (Note 3)	21,829,500	2.22%
李濤女士 (附註4) Ms. Li Tao (Note 4)	3,000,000	0.31%
張瀛岑先生 (附註5) Mr. Zhang Yingcen (Note 5)	561,621,800	57.20%
珠海港香港發展有限公司 (附註6) Zhuhai Port (Hong Kong) Development Co., Limited (Note 6)	120,000,000	12.22%
(b) 根據上市規則屬「公眾人士」的股東 Shareholders who are members of "the public" under the Listing Rules		
根據證券及期貨條例第 XV 部已披露 其權益的人士 Person(s) has/have disclosed their interests pursuant to Part XV of the SFO		
– 古潤金 (附註7) – Koo Yuen Kim (Note 7)	69,280,759	7.06%
– 亨達證券有限公司 (附註8) – Hantec Securities Company Limited (Note 8)	58,917,500	6.00%
其他 Others	147,235,549	15.00%
總額 Total	981,885,108	100.00%

附註：

1. 本表格乃根據根據證券及期貨條例第XV部遞交的權益披露通知(披露權益通知)所披露資料以及本公司截至本報告日期所收到的其他相關資料，並假設披露權益通知所披露或本公司所收到的所有有關資料均為準確及完整而編製。
2. 由於四捨五入，百分比相加後未必等於總數。
3. 冼振源先生為董事。
4. 李濤女士為董事。
5. 張瀛岑先生為控股股東。張瀛岑先生(「張先生」)設立了一個家族信託(「張氏家族信託」)。恒泰信託(香港)有限公司(「受託人」)擔任張氏家族信託的受託人，並通過受託人的全資子公司 Everlasting Flourish Limited (「信託公司」)持有合計555,899,300股股份。金輝發展有限公司、捷嘉發展有限公司及Kind Edge Limited均為信託公司的直接全資附屬公司。天倫集團有限公司是金輝發展有限公司的直接全資附屬公司。因此，張先生、受託人及信託公司各自被視為在天倫集團有限公司、捷嘉發展有限公司及Kind Edge Limited所持股份中擁有權益。

根據證券及期貨條例第XV部，張道遠先生及張百萱女士(均為董事及各自為張氏家族信託的受益人之一)被視為於555,899,300股股份中擁有權益。

孫燕熙女士透過其個人證券賬戶持有5,722,500股股份。由於孫女士為張先生的配偶，根據證券及期貨條例，張先生被視為或當作於孫女士擁有權益的全部股份及相關股份中擁有權益。

6. 資料摘錄自珠海港香港發展有限公司於二零二三年四月二十五日存檔的公司主要股東通知。
7. 資料摘錄自古潤金於二零一八年八月十四日存檔的個人主要股東通知。
8. 資料摘錄自亨達證券有限公司於二零二四年十一月二十五日存檔的公司主要股東通知。

Notes:

1. This table is compiled based on the information disclosed in the Disclosure of Interests notices (DI notices) filed under Part XV of the SFO and other relevant information received by the Company up to the date of this report and on the assumption that all such information disclosed in the DI notice or received by the Company is accurate and complete.
2. Percentage may not add up to the total due to rounding.
3. Mr. Xian Zhenyuan is a Director.
4. Ms. Li Tao is a Director.
5. Mr. Zhang Yingcen is a controlling Shareholder. Mr. Zhang Yingcen ("Mr. Zhang") established a family trust (the "Zhang's Family Trust"). Trident Trust Company (HK) Limited (the "Trustee") acts as the trustee of the Zhang's Family Trust and holds an aggregate of 555,899,300 Shares through Everlasting Flourish Limited (the "Trust Company"), a wholly-owned subsidiary of the Trustee. Gold Shine Development Limited, Chequers Development Limited and Kind Edge Limited are direct wholly-owned subsidiaries of the Trust Company. Tian Lun Group Limited is a direct wholly-owned subsidiary of Gold Shine Development Limited. Accordingly, each of Mr. Zhang, the Trustee and the Trust Company is deemed to be interested in the Shares held by Tian Lun Group Limited, Chequers Development Limited and Kind Edge Limited.

Mr. Zhang Daoyuan and Ms. Zhang Baixuan (both the Directors and each as one of the beneficiaries of the Zhang's Family Trust) is deemed to be interested in the 555,899,300 Shares for the purpose of Part XV of the SFO.

Ms. Sun Yanxi holds 5,722,500 Shares through her individual security account. As Ms. Sun is the spouse of Mr. Zhang, Mr. Zhang is deemed or taken to be interested in all the Shares and the underlying Shares in which Ms. Sun is interested for the purpose of the SFO.

6. Information is extracted from the Corporate Substantial Shareholder Notice filed by Zhuhai Port (Hong Kong) Development Co., Limited on 25 April 2023.
7. Information is extracted from the Individual Substantial Shareholder Notice filed by Koo Yuen Kim on 14 August 2018.
8. Information is extracted from the Corporate Substantial Shareholder Notice filed by Hantec Securities Company Limited on 25 November 2024.

董事會報告 (續) Directors' Report (Continued)

企業管治

本公司已實施上市規則附錄C1所載企業管治常規守則(「企業管治守則」)載列的守則條文。截至二零二五年十二月三十一日止年度內一直遵守企業管治守則的條文。

核數師

本年度的綜合財務報表乃由畢馬威會計師事務所審核。在即將舉行的股東週年大會上將提呈一項決議案，續聘畢馬威會計師事務所為本公司之核數師。

羅兵咸永道會計師事務所已辭任本公司核數師，自二零二三年十一月十日起生效，畢馬威會計師事務所隨後被任命為本公司核數師，自二零二三年十一月二十八日起生效。

CORPORATE GOVERNANCE

The Company has implemented the code provisions set out in the Code on Corporate Governance Practices (“CG Code”) contained in Appendix C1 to the Listing Rules. The Company has been in compliance with the CG Code throughout the year ended 31 December 2025.

AUDITOR

The consolidated financial statements for the Year have been audited by KPMG. A resolution will be proposed in the forthcoming annual general meeting for the re-appointment of KPMG as the Company’s auditor.

PricewaterhouseCoopers has resigned as the auditor of the Company with effect from 10 November 2023 and KPMG was then appointed as the auditor of the Company with effect from 28 November 2023.

企業管治常規

本公司認同達致較高標準企業管治的價值和重要性，有助加強企業的業績、透明度及責任，贏得股東及公眾之信心。董事會盡力遵守企業管治原則及採納有效的企業管治常規以滿足法律及商業上的標準，並專注於內部監控、公平披露及向所有股東的負責等範疇。

本公司於二零二五年一月一日起至二零二五年十二月三十一日止年度已採納及遵守上市規則附錄C1所載的企業管治守則的全部守則條文。

董事進行證券交易的標準守則

本公司已採納香港聯合交易所有限公司證券上市規則（「上市規則」）附錄C3所載上市公司董事進行證券交易的標準守則（「標準守則」）作為董事的證券交易的守則。經向所有董事作出特定查詢後，所有董事均已確認，彼等於報告期內，嚴格遵守標準守則的相關規定。

董事會

董事會成員

於本年報日，本公司董事會由以下董事組成，包括(i)執行董事冼振源先生（主席）、李濤女士、肖輝先生及張百萱女士；(ii)非執行董事陳虹女士、張道遠先生；(iii)獨立非執行董事李留慶先生、雷春勇先生、周琳女士及陶曉慧女士。董事的簡歷已詳列於本年報「董事及高級管理層」一節中，本公司的執行董事均具有其職位所需的足夠經驗，以有效執行彼等之職務。

CORPORATE GOVERNANCE PRACTICE

The Company recognises the value and importance of achieving high corporate governance standards to enhance corporate performance, transparency and accountability, earning the confidence of Shareholders and the public. The Board strives to adhere to the principles of corporate governance and adopt sound corporate governance practices to meet the legal and commercial standards by focusing on areas such as internal control, fair disclosure and accountability to all Shareholders.

The Company has adopted and has complied with all code provisions of the Corporate Governance Code contained in Appendix C1 to the Listing Rules for the year from 1 January 2025 to 31 December 2025.

MODEL CODE FOR SECURITIES TRANSACTIONS BY DIRECTORS

The Company has adopted the Model Code for Securities Transactions by Directors of Listed Companies (“Model Code”) as set out in Appendix C3 to the Rules Governing the Listing of Securities on The Stock Exchange of Hong Kong Limited (the “Listing Rules”) as the code of conduct regarding securities transactions by the Directors. Upon specific enquiries of all Directors, each of them confirmed that they strictly complied with the required standards set out in the Model Code during the Reporting Period.

BOARD OF DIRECTORS

Members of the Board of Directors

As at the date of this annual report, the Board of the Company comprised (i) Mr. Xian Zhenyuan (Chairman), Ms. Li Tao, Mr. Xiao Hui and Ms. Zhang Baixuan as executive Directors; (ii) Ms. Chen Hong and Mr. Zhang Daoyuan as non-executive Directors; (iii) Mr. Li Liuqing, Mr. Lei Chunyong, Ms. Zhou Lin and Ms. Tao Xiaohui as independent non-executive Directors. The biographies of all the Directors are set out in the section headed “Directors and Senior Management” in this annual report. All executive Directors of the Company have sufficient experience for their positions to effectively carry out their duties.

企業管治報告 (續) Corporate Governance Report (Continued)

本公司已委任四名獨立非執行董事，均具備適當的會計專長，有助管理層確定集團發展策略，並確保董事會以嚴格制訂財務及其它強制性匯報，維持合適體制以保障股東及本公司之利益。各獨立非執行董事已按照上市規則第3.13條規定的指引，確認彼等獨立於本公司，而本公司亦認為彼等屬獨立人士，截至本公司本年報之日期為止，仍符合上市規則之規定。

董事會成員間，尤其董事會主席及本公司的行政總裁之間，並無任何關連(包括財務、業務、家屬或其他重大／相關的關係)。

張百萱女士女士已於二零二五年一月十四日取得上市規則第3.09D條所述的法律意見，並確認其瞭解其作為董事的責任。陶曉慧女士已於二零二五年四月八日取得上市規則第3.09D條所述的法律意見，並確認其瞭解其作為董事的責任。

企業管治職責

董事會負責履行經修訂守則條文第D.3.1條所載的企業管治職責。截至二零二五年十二月三十一日止年度，董事會已檢討及討論本集團的企業管治政策，並信納本集團的企業管治政策的成效。

The Company has appointed four independent non-executive Directors and all of them have accounting expertise to assist the management in formulating development strategies of the Group, and to ensure that the preparation of the financial reports and other mandatory reports by the Board is in strict adherence to appropriate systems in order to protect the interests of the Shareholders and the Company. Each independent non-executive Director has confirmed in accordance with the guidelines specified in Rule 3.13 of the Listing Rules that they are independent of the Company, and the Company considers that they were independent in accordance with the Listing Rules as at the date of this annual report of the Company.

There are no relationships (including financial, business, family or other material/relevant relationship) among the members of the Board, and in particular, between the chairman of the Board and the chief executive officer of the Company.

Ms. Zhang Baixuan has obtained legal advice referred to under Rule 3.09D of the Listing Rules on 14 January 2025 and confirmed she understood her obligations as a Director. Ms. Tao Xiaohui has obtained legal advice referred to under Rule 3.09D of the Listing Rules on 8 April 2025 and confirmed she understood her obligations as a Director.

CORPORATE GOVERNANCE DUTIES

The Board is responsible for performing the corporate governance duties as set out in the amended code provision D.3.1. During the year ended 31 December 2025, the Board had reviewed and discussed the corporate governance policy of the Group and was satisfied with the effectiveness of the corporate governance policy of the Group.

董事職責及專業發展

所有委任董事均於首次接受委任時獲得全面及正式培訓，以確保對本集團業務及發展有充份理解，彼等亦完全明白本身根據法規及普通法、上市規則、適用法律規定及其它監管規定以及本公司業務及管治政策之職責。董事持續獲提供監管發展、業務及市況變動以及本集團策略發展之最新數據，以便彼等履行職責。截至二零二五年十二月三十一日止財政年度，全體董事，即冼振源先生、李濤女士、肖輝先生、張百萱女士、陳虹女士、張道遠先生、李留慶先生、雷春勇先生、周琳女士及陶曉慧女士均有參與發展及更新彼等知識及技能之由本公司中國法律顧問舉辦的中國公司法培訓課程，並已向本公司提供其培訓之記錄。

信息提供及查閱

董事會定期會議之議程及相關董事會文件及時送交全體董事，並在董事會會議擬定舉行日期最少三天前送出，在實際可行之情況下，所有其它會議亦應採納以上安排。所有董事均有權查閱董事會文件、會議記錄及相關數據。

RESPONSIBILITIES OF DIRECTORS AND PROFESSIONAL DEVELOPMENT

All appointed Directors received comprehensive, formal training on the first occasion of their appointments and were ensured to have a proper understanding of the businesses and development of the Group and that they were fully aware of their responsibilities under statute and common law, the Listing Rules, applicable legal requirements and other regulatory requirements and the business and governance policies of the Company. To facilitate the Directors to discharge their responsibilities, they are continuously updated with regulatory developments, business and market changes and the strategic development of the Group. For the financial year ended 31 December 2025, all Directors, namely Mr. Xian Zhenyuan, Ms. Li Tao, Mr. Xiao Hui, Ms. Zhang Baixuan, Ms. Chen Hong, Mr. Zhang Daoyuan, Mr. Li Liuqing, Mr. Lei Chunyong, Ms. Zhou Lin and Ms. Tao Xiaohui, have participated in a training course on the PRC Company Law organized by the PRC legal adviser to the Company, to develop and refresh their knowledge and skills and provided their training records to the Company.

SUPPLY OF AND ACCESS TO INFORMATION

In respect of regular Board meetings, and so far as practicable in all other cases, an agenda accompanied by the relevant Board papers is sent to all Directors in a timely manner and at least three days before the specified date of a Board meeting. All Directors are entitled to have access to Board papers, meeting minutes and related materials.

董事會運作

董事會監督本公司業務及事務的管理。董事會的主要職責為確保本公司的存續能力，以及確保按股東整體的最佳利益進行管理，同時亦顧及其他持份者的利益。本集團已採納內部指引，列明須經董事會批准的事項。採此法定職責外，董事會亦負責制訂本公司的發展方針和策略、重大收購及出售、重大資本投資、股息政策、董事及高級管理人員任免、薪酬政策及其它主要營運及財務事項。董事會的權力及職責包括：召開股東大會、於股東大會上報告董事會的工作、推行於股東大會通過的決議案、確定業務計劃及投資計劃、制定年度預算及決算賬目、制定關於本集團利潤分派及註冊資本增減的建議，以及行使組織章程大綱及細則所賦予的其它權力、職能及職責。本集團的日常業務運作及行政職能已轉授予管理層。

根據守則之守則條文第C.5.1條，董事會應定期舉行會議，董事會會議應每年召開至少四次，大約每季一次。

THE OPERATION OF THE BOARD

The Board supervises the management of the business and affairs of the Company. The Board's primary duty is to ensure the viability of the Company and to ensure that it is managed in the best interests of the Shareholders as a whole while taking into account the interests of other stakeholders. The Group has adopted internal guidelines in setting forth matters that require the Board's approval. Apart from its statutory responsibilities, the Board is also responsible for making decisions of formulating the development targets and strategies, material acquisitions and disposals, material capital investment, dividend policies, the appointment and removal of directors and senior management, remuneration policies and other major operation and financial issues of the Company. The powers and duties of the Board include convening general meetings and reporting the Board's work at general meetings, implementing resolutions passed at general meetings, determining business plans and investment plans, formulating annual budget and final accounts, formulating proposals for profit distributions and for the increase or reduction of registered capital as well as exercising other powers, functions and duties as conferred by the memorandum and articles of association of the Company. The daily business operations and administrative functions of the Group are delegated to the management.

Code provision C.5.1 of the Code stipulates that the Board shall convene meetings regularly with at least four board meetings every year (approximately once a quarter).

本公司董事會於截至二零二五年十二月三十一日止年度曾舉行六次會議。

The Board of the Company held 6 meetings during the year ended 31 December 2025.

董事	Directors	出席／舉行會議次數
執行董事	Executive Directors	
張瀛岑先生(主席) (於二零二五年一月二十七日辭任)	Mr. Zhang Yingcen (<i>Chairman</i>) (resigned on 27 January 2025)	1/5
冼振源先生(主席) (於二零二五年一月二十七日獲委任為主席)	Mr. Xian Zhenyuan (<i>Chairman</i>) (appointed as Chairman on 27 January 2025)	5/5
李 濤女士	Ms. Li Tao	5/5
肖 輝先生	Mr. Xiao Hui	5/5
張百萱女士 (於二零二五年一月二十七日獲委任)	Ms. Zhang Baixuan (appointed on 27 January 2025)	3/5
非執行董事	Non-executive Directors	
陳 虹女士	Ms. Chen Hong	5/5
張道遠先生	Mr. Zhang Daoyuan	5/5
獨立非執行董事	Independent Non-executive Directors	
李留慶先生	Mr. Li Liuqing	5/5
雷春勇先生	Mr. Lei Chunyong	5/5
周 琳女士	Ms. Zhou Lin	6/6
陶曉慧女士 (於二零二五年四月二十五日獲委任)	Ms. Tao Xiaohui (appointed on 25 April 2025)	1/5

公司董事會會議通告一般於會議召開日期前以電郵、傳真等方式送呈全體董事，定期董事會會議通知至少會在14天前向全體董事發出，非定期董事會會議亦會適當安排時間提前通知，以便董事有較為充足的時間考慮會議審核事項。會議召開前公司管理層代表將會向全體董事通報公司近期經營狀況及前次董事會決議事項執行情況，以便全體董事及時瞭解公司經營現狀。

In general, the notices of meetings of the Board of the Company are sent to all Directors through email and fax before the dates of meetings. In order to enable the Directors to consider the issues to be approved in the meetings with adequate time, the notices of regular Board meetings will be sent to all Directors at least 14 days prior to the convening of the meeting while prior notification of the convening of ad hoc Board meetings will be made to Directors in due course. In order to provide all Directors with a full picture of the latest operating conditions of the Company, the management representatives of the Company will report the latest operating conditions of the Company and the implementation of the issues resolved in the last Board meeting to all the Directors before the convening of the meeting.

董事委員會

董事會下設有審核委員會、薪酬委員會、提名委員會及環境、社會及管治委員會，分別依據其明確的職權範圍對本公司的各有關方面進行監管和控制。

審核委員會

審核委員會之主要職務為向董事會就委聘、續聘和罷免外部核數師提出推薦意見，審閱財務報表及就財務申報事宜作出重要建議及審閱及監察本集團之財務申報及內部監控程序。審核委員會由三名獨立非執行董事李留慶先生、雷春勇先生及周琳女士組成。李留慶先生擔任審核委員會主席，彼具備專業經驗。審核委員會每年須舉行最少兩次會議。

截至二零二五年十二月三十一日止財政年度，審核委員會已審閱本集團之內部監控。本集團截至二零二五年十二月三十一日止年度之末期業績於提交董事會審批前，已由審核委員會審閱。審核委員會亦已審閱本年報，確認其屬完整、準確及符合所有相關規則及規例，包括但不限於上市規則。董事與審核委員會對甄選及委任外聘核數師並無意見分歧。

截至二零二五年十二月三十一日止年度，審核委員會曾舉行兩次會議。

COMMITTEES UNDER THE BOARD

The Audit Committee, the Remuneration Committee, the Nomination Committee and the Environmental, Social and Governance Committee were established under the Board. These committees perform supervision and control of the Company based on their written terms of reference.

Audit Committee

The primary duties of the Audit Committee are to make recommendations on the appointment, re-appointment and removal of external auditor, to review financial statements and make recommendations on the financial reporting, and to review and supervise the financial reporting and internal control procedures of the Group. The Audit Committee consists of three independent non-executive Directors, namely, Mr. Li Liuqing, Mr. Lei Chunyong and Ms. Zhou Lin. Mr. Li Liuqing is the chairman of the Audit Committee and has the appropriate professional qualifications. The Audit Committee shall meet at least twice a year.

The Audit Committee had reviewed the Group's internal control during the financial year ended 31 December 2025. The Group's final results for the year ended 31 December 2025 had been reviewed by the Audit Committee before submission to the Board for approval. The Audit Committee had also reviewed this annual report, and confirmed that this annual report is complete and accurate, and complies with all relevant rules and regulations, including but not limited to the Listing Rules. There is no disagreement between the Directors and the Audit Committee regarding the selection and appointment of the external auditor.

The Audit Committee held 2 meetings during the year ended 31 December 2025.

審核委員會成員之會議出席率如下：

The attendance of the members of the Audit Committee at the meetings is as follows:

委員	Member	出席／舉行會議次數 Attendance/ Meetings Held
李留慶先生(主席)	Mr. Li Liuqing (<i>Chairman</i>)	2/2
雷春勇先生	Mr. Lei Chunyong	2/2
周琳女士	Ms. Zhou Lin	2/2

提名委員會

Nomination Committee

提名委員會的主要職責為就委任本公司董事及董事會管理層的繼任向董事會提出建議，並確保董事提名人均為具經驗及才幹的人士。提名委員會由兩名獨立非執行董事雷春勇先生及周琳女士以及一名執行董事兼董事會主席冼振源先生(提名委員會主席)組成。

The primary duties of the Nomination Committee are to make recommendations to the Board on the appointment of Directors and management of the Board's succession, to ensure that the candidates to be nominated as Directors are experienced, high caliber individuals. The Nomination Committee consists of two independent non-executive Directors, namely, Mr. Lei Chunyong and Ms. Zhou Lin, and Mr. Xian Zhenyuan, an executive Director and the chairman of the Board, who is also the chairman of the Nomination Committee.

提名委員會每年至少召開一次會議。

The Nomination Committee shall meet at least once every year.

截至二零二五年十二月三十一日止年度，提名委員會曾舉行三次會議，審閱董事會架構、人數及構成、評估獨立非執行董事的獨立性及其它有關事項。提名委員會成員之會議出席率如下：

The Nomination Committee held 3 meetings during the year ended 31 December 2025 for reviewing the structure of the Board, size and composition of the Board, assessing the independence of the independent non-executive Directors and other related matters. The attendance of the members of the Nomination Committee at the meetings is as follows:

委員	Member	出席／舉行會議次數 Attendance/ Meetings Held
冼振源先生(主席) (於二零二五年一月二十七日獲委任)	Mr. Xian Zhenyuan (<i>Chairman</i>) (appointed on 27 January 2025)	2/3
張瀛岑先生(主席) (於二零二五年一月二十七日辭任)	Mr. Zhang Yingcen (<i>Chairman</i>) (resigned on 27 January 2025)	1/3
雷春勇先生	Mr. Lei Chunyong	3/3
周琳女士	Ms. Zhou Lin	3/3

企業管治報告 (續) Corporate Governance Report (Continued)

董事會多元化政策

董事會在實現董事會成員多元化可透過考慮多項因素達到，包括性別、年齡、文化及教育背景或專業經驗等。提名委員會職權範圍已予修訂，以載入其就董事會成員多元化監察政策實施情況的責任。本集團已採納有關董事會成員多元化的政策，該政策概要如下：

- (1) 董事會成員選舉將基於一系列多元化標準，包括但不限於性別、年齡、文化及教育背景、專業經驗、技能、知識以及服務年期；及
- (2) 提名委員會將不時監察多元化政策的實施情況，以確保多元化政策發揮效用。

董事會每年檢討董事會多元化的實施情況及成效。多元化政策正式確立確保董事會可獲得獨立觀點及意見的常規。

董事會組成已滿足性別多元化的要求。員工層面(包括高級管理人員)的性別多元化於本公司環境、社會及管治報告內披露。

Board diversity policy

In order to achieve the diversity of members of the Board, the Board will take into account a number of factors including gender, age, cultural and educational background, and professional experience. The terms of reference of the Nomination Committee had been amended to set out its responsibility for overseeing the implementation of the board diversity policy. The Group has adopted the policy on board diversity which is summarized as follows:

- (1) Election of members of the Board shall be based on a series of diversified bases, including but not limited to gender, age, cultural and educational background, professional experience, skills, knowledge and length of service; and
- (2) The Nomination Committee will monitor the implementation of the diversity policy from time to time in order to ensure that the policy produces desirable results.

The Board reviews the implementation and effectiveness of the board diversity policy on an annual basis. The diversity policy formally recognises the practice of ensuring that independent views and input are made available to the Board.

The composition of the Board has met the gender diversity requirement. Gender diversity at workforce levels (including senior management) is disclosed in the Environmental, Social and Governance Report of the Company.

員工多元化政策

本公司已採納適用於本集團全體員工(包括高級管理層)的員工多元化政策。該政策旨在營造多元化、包容及平等機會的工作場所，並認可員工多元化可提高決策質量並支持本集團的長期發展。

在建設員工團隊時，本集團考慮一系列多元化因素，包括性別、年齡、文化及教育背景、專業經驗及技能、種族及民族以及其他相關特質。根據功績、資歷、表現及業務需求作出聘用決定。

考慮到業務模式及營運需求，本集團旨在維持及逐步加強各級員工的性別多元化。提名委員會每年檢討政策的實施及成效。倘因行業特點或人才供應而令實現性別多元化更具挑戰性，本公司則繼續加強招聘、繼任計劃及人才發展措施，以逐步改善多元化。

薪酬委員會

薪酬委員會之主要職務包括：(i) 檢討各董事及高級管理人員的薪酬待遇，並就任何調整向董事會作出建議；(ii) 檢討及評估個別執行董事的表現，以釐定應向他們支付的花紅金額(如有)；(iii) 批准執行董事服務合約條款；以及(iv) 審閱及／或批准上市規則第十七章所述有關股份計劃的事宜。

Workforce diversity policy

The Company has adopted a workforce diversity policy applicable to the Group's entire workforce, including senior management. The policy aims to foster a diverse, inclusive and equal-opportunity workplace and recognises that workforce diversity enhances decision-making quality and supports the Group's long-term development.

In building its workforce, the Group considers a range of diversity factors, including gender, age, cultural and educational background, professional experience and skills, race and ethnicity and other relevant attributes. Employment decisions are based on merit, qualifications, performance and business needs.

The Group aims to maintain and progressively enhance gender diversity across all levels of the workforce, taking into account its business model and operational needs. The Nomination Committee reviews the implementation and effectiveness of the policy annually. Where achieving gender diversity is more challenging due to industry characteristics or talent availability, the Company will continue to strengthen recruitment, succession planning and talent development initiatives to improve diversity over time.

Remuneration Committee

The primary duties of the Remuneration Committee include (i) reviewing the remuneration package of each Director and member of senior management, and making recommendations to the Board regarding any adjustment thereof; (ii) reviewing and evaluating the performance of individual executive Directors for determining the amount of bonus (if any) payable to them; (iii) approving the terms of executive Directors' service contracts; and (iv) reviewing and/or approving matters relating to the share scheme under Chapter 17 of the Listing Rules.

企業管治報告 (續) Corporate Governance Report (Continued)

薪酬委員會由兩名獨立非執行董事周琳女士及李留慶先生以及一名執行董事肖輝先生組成。周琳女士擔任薪酬委會主席。薪酬委員會每年至少召開一次會議，以審閱本公司之薪酬政策。

The Remuneration Committee comprises two independent non-executive Directors, namely Ms. Zhou Lin and Mr. Li Liuqing, and one executive Director, namely Mr. Xiao Hui. Ms. Zhou Lin is the Chairlady of the Remuneration Committee. The Remuneration Committee shall meet at least once every year for reviewing the remuneration policies of the Company.

截至二零二五年十二月三十一日止年度，薪酬委員會曾舉行三次會議。

The Remuneration Committee held 3 meetings during the year ended 31 December 2025.

薪酬委員會成員之會議出席率如下：

The attendance of the members of the Remuneration Committee at the meetings is as follows:

委員	Member	出席／舉行會議次數 Attendance/ Meetings Held
肖輝先生 (於二零二五年一月二十七日獲委任)	Mr. Xiao Hui (appointed on 27 January 2025)	2/3
李留慶先生	Mr. Li Liuqing	3/3
周琳女士(主席)	Ms. Zhou Lin (Chairlady)	3/3
張瀛岑先生(主席) (於二零二五年一月二十七日辭任)	Mr. Zhang Yingcen (Chairman) (resigned on 27 January 2025)	1/3

環境、社會及管治委員會

ENVIRONMENTAL, SOCIAL AND GOVERNANCE COMMITTEE

環境、社會及管治委員會(「ESG委員會」)之主要職務包括：(i)審視環境、社會及管治的主要趨勢，以及風險和機遇；及(ii)審閱和檢討每年之環境、社會及管治報告。

The primary duties of the ESG Committee include: (i) reviewing key ESG trends as well as risks and opportunities; and (ii) reviewing the annual ESG report.

ESG委員會由兩名執行董事李濤女士及肖輝先生，及一名獨立非執行董事陶曉慧女士組成。李濤女士擔任ESG委員會主席。ESG委員會每年至少召開一次會議。

The ESG Committee comprises two executive Directors, namely Ms. Li Tao and Mr. Xiao Hui, and one independent non-executive Director, namely Ms. Tao Xiaohui. Ms. Li Tao is the Chairlady of the ESG Committee. The ESG Committee shall meet at least once every year.

委員	Member	出席／舉行會議次數 Attendance/ Meetings Held
冼振源先生(主席) (於二零二五年一月二十七日辭任)	Mr. Xian Zhenyuan (Chairman) (resigned on 27 January 2025)	-/1
李濤女士(主席) (於二零二五年一月二十七日獲委任)	Ms. Li Tao (Chairlady) (appointed on 27 January 2025)	1/1
肖輝先生	Mr. Xiao Hui	1/1
陶曉慧女士 (於二零二五年四月二十五日獲委任)	Ms. Tao Xiaohui (appointed on 25 April 2025)	-/1
張百萱女士 (於二零二五年一月二十七日獲委任及二零二五年四月二十五日辭任)	Ms. Zhang Baixuan (appointed on 27 January 2025 and resigned on 25 April 2025)	1/1

董事委任、重選及罷免

所有非執行董事已與本公司訂立為期三年的服務合約，任何一方可發出不少於一個月事先書面通知予以終止。

擬於即將召開之股東週年大會上膺選連任之本公司董事，概無與本公司訂立不可於一年內在不予賠償(法定賠償除外)之情況下終止之服務合約。

根據本公司組織章程細則第108(a)條，於每年股東週年大會上最少須有三分之一董事輪席退任。董事須最少每三年退任一次，當中須包括自上次獲委任或重選為董事時間最長的董事。

APPOINTMENT, RE-ELECTION AND REMOVAL OF DIRECTORS

All non-executive Directors entered into service contracts with the Company for a term of 3 year and subject to termination by either party upon giving not less than one month's prior written notice to the other party.

None of the Directors of the Company who are proposed for re-election at the forthcoming annual general meeting has a service contract with the Company not terminable by the Company within one year without payment of compensation (other than statutory compensation).

In accordance with Article 108(a) of the Articles of Association of the Company, at each annual general meeting, at least one-third of the Directors shall retire from office by rotation. Each Director shall retire at least once every three years and such Directors shall include those who have assumed the longest term of office since their last appointment or re-election.

企業管治報告 (續) Corporate Governance Report (Continued)

股東大會

於二零二五年一月一日至二零二五年十二月三十一日期間，董事會於二零二五年五月二十九日召開股東週年大會。董事的出席記錄載列如下：

GENERAL MEETINGS

For the period from 1 January 2025 to 31 December 2025, the Board held the annual general meeting on 29 May 2025. The attendance record of the Directors is as follows:

委員	Member	出席／舉行股東大會次數 Attendance/Meetings Held
執行董事	Executive Directors	
張瀛岑先生(主席) (於二零二五年一月二十七日辭任)	Mr. Zhang Yingcen (Chairman) (resigned on 27 January 2025)	-/1
冼振源先生(主席)	Mr. Xian Zhenyuan (Chairman)	1/1
李 濤女士	Ms. Li Tao	1/1
肖 輝先生	Mr. Xiao Hui	1/1
張百萱女士 (於二零二五年一月二十七日獲委任)	Ms. Zhang Baixuan (appointed on 27 January 2025)	1/1
非執行董事	Non-executive Directors	
陳 虹女士	Ms. Chen Hong	1/1
張道遠先生	Mr. Zhang Daoyuan	1/1
獨立非執行董事	Independent Non-executive Directors	
李留慶先生	Mr. Li Liuqing	1/1
雷春勇先生	Mr. Lei Chunyong	1/1
周 琳女士	Ms. Zhou Lin	1/1
陶曉慧女士 (於二零二五年四月二十五日獲委任)	Ms. Tao Xiaohui (appointed on 25 April 2025)	1/1

本公司的外聘核數師出席了於二零二五年五月二十九日召開的股東週年大會。

The Company's external auditor attended the annual general meeting held on 29 May 2025.

董事及核數師對財務報表

本公司核數師知悉其須就截至二零二五年十二月三十一日止年度財務報表承擔核數師報告之申報責任。董事並不知悉任何有關可能導致本公司持續經營能力受重大質疑之事件或情況之重大不明朗因素，故董事於編製財務報表時繼續採納持續經營會計方式。

DIRECTORS' AND AUDITOR'S FINANCIAL STATEMENTS

The auditor to the Company acknowledges its reporting responsibilities in the auditor's report on the financial statements for the year ended 31 December 2025. The Directors are not aware of any material uncertainties relating to events or conditions that may raise significant doubt upon the Company's ability to continue as a going concern, therefore the Directors continue to adopt the going concern approach in preparing financial statements.

核數師酬金

截至二零二五年十二月三十一日止年度，本集團的審核費用為人民幣3,500,000元，本集團核數師並無履行重大非核數服務委託。

內部監控

董事會整體負責維持集團按有效的內部監控系統運行。董事會透過審核委員會，對本集團內部監控系統的所有重大監控的效率進行年度檢討，包括財務監控、營運監控、合規監控及風險管理系統。內部審核人員協助審核委員會檢討現行內部監控系統的效率。內部審核人員定期進行內部審核及其它相關的審計審核，並向審核委員會報告所得結果及提供內部監控的改良建議，以供審核委員會考慮。年內，內部審核人員主要對外部審核機構出具的內控報告意見對本公司主要風險管理系統進行檢討，並向董事會報告所得結果，及在董事會支持下對本集團進行針對性的改進。截至二零二五年十二月三十一日止年度，董事會已對本公司及其附屬公司內部監控系統之成效進行檢討。

股息政策

該政策旨在為本公司股東提供穩定的股息及載列本公司董事會指引，以釐定是否宣派及支付股息以及向本公司股東派付股息的水平。

通過該政策，本公司在保留充足儲備支持未來發展的同時，允許股東分享本公司利潤。正常情況下，本公司每年派付兩次股息，即中期股息及末期股息。除此之外，董事會可於其認為合適時宣派特別股息。

AUDITOR'S REMUNERATION

For the year ended 31 December 2025, the Group's audit expenses amounted to RMB3,500,000. There were no significant non-audit service assignments performed by the auditor of the Group.

INTERNAL CONTROL

The Board is responsible for maintaining operation of the effective internal control system of the Group. The Board performs an annual review of the effectiveness of all material controls of the internal control system, including financial supervision, operating supervision, compliance supervision and risk management system through the Audit Committee. Internal review personnel are responsible for assisting the Audit Committee in reviewing the effectiveness of the internal control system. Internal review personnel perform internal reviews and other relevant reviews regularly. They report the review results to the Audit Committee and provide the members of the committee with advice to optimize internal control for the Audit Committee's consideration. During the year, internal review personnel mainly reviewed the major risk management systems based on the internal control advice in the report formulated by external audit institutions, and reported the review results to the Board. With the support of the Board, the internal review personnel carried out improvement for the operation of the Group. The Board had conducted a review of the effectiveness of the internal control system of the Company and its subsidiaries during the year ended 31 December 2025.

DIVIDEND POLICY

This policy aims to provide shareholders of the Company with stable dividends and sets out the guidelines for the Board of the Company to determine whether dividends are to be declared and paid, and the level of dividend to be paid to the shareholders of the Company.

It is the policy of the Company to allow its shareholders to participate in the Company's profits whilst retaining adequate reserves for future growth. Normally, the Company pays dividends twice a year, which are the interim dividend and final dividend. The Board may declare special dividends in addition to such dividends as it considers appropriate.

企業管治報告 (續) Corporate Governance Report (Continued)

於釐定任何財政年度／期間的派息次數、金額及形式時，董事會將考慮下列因素：(1)本公司及其附屬公司(「本集團」)的實際及預期財務業績；(2)經濟狀況及其他可能對本集團業務或財務表現及狀況造成影響的內部或外部因素；(3)本集團的業務策略，包括維持業務長期增長方面的未來現金承擔及投資需求；(4)本集團當前及未來營運、流動資金狀況及資金需求；及(5)董事會視作適當的任何其他因素。

年內，董事會所有有關宣派及派付股息之決定，均按照本公司之股息政策作出。董事會認為，年內宣派之股息水平符合股息政策之目標及原則。

In determining the frequency, amount and form of any dividend in any financial year/period, the Board shall consider the following factors: (1) the actual and expected financial results of the Company and its subsidiaries (the “Group”); (2) economic conditions and other internal or external factors that may have an impact on the business or financial performance and position of the Group; (3) the Group’s business strategies, including future cash commitments and investment needs to sustain the long-term growth aspect of the business; (4) the current and future operations, liquidity position and capital requirements of the Group; and (5) any other factor that the Board deems appropriate.

During the year, all decisions of the Board in relation to the declaration and payment of dividends were made in accordance with the Company’s dividend policy. The Board considers that the level of dividends declared for the year is consistent with the objectives and principles of the dividend policy.

召開股東特別大會及股東於股東大會提呈議案之程序

根據本公司組織章程細則第64條，股東特別大會須由一名或多名於遞呈要求當日持有不少於本公司有權於股東大會上投票之繳足股本十分之一的股東要求時召開，基於本公司股本中一股一票計算，且上述股東可以在會議議程中增加決議案。該項要求須以書面形式向董事會或秘書提呈，以要求董事會就該項要求所指定之任何業務交易召開股東特別大會。倘於有關遞呈後二十一日內，董事會未有召開該大會，則遞呈要求人士本人可以相同方式召開大會，而因遞呈要求人士因董事會未能召開股東特別大會而產生之所有合理開支，應由本公司向遞呈要求人士償付。

PROCEDURES FOR CONVENING AN EXTRAORDINARY GENERAL MEETING AND PUTTING FORWARD PROPOSALS AT GENERAL MEETINGS BY SHAREHOLDERS

Pursuant to Article 64 of the articles of association of the Company, extraordinary general meetings shall be convened on the requisition of one or more Shareholders holding, at the date of deposit of the requisition, not less than one-tenth of the paid-up capital of the Company having the right of voting at general meetings of the Company, on a one vote per share basis in the share capital of the Company, and the foregoing Shareholders shall be able to add resolutions to the meeting agenda. Such requisition shall be made in writing to the Board or the secretary for the purpose of requiring an extraordinary general meeting to be called by the Board for the transaction of any business specified in such requisition. If within 21 days of such deposit, the Board fails to proceed to convene such meeting, the requisitioner(s) himself (themselves) may do so in the same manner, and all reasonable expenses incurred by the requisitioner(s) as a result of the failure of the Board shall be reimbursed to the requisitioner(s) by the Company.

根據章程細則第 72 條，於股東大會提呈決議案的所須股東數目如下：

- (i) 至少有兩名股東有權於股東大會上投票；或
- (ii) 在獨立舉行之股東大會上有表決權之全體股東之總表決權(以一股一票基準)十分一或以上之任何股東或股東代表；或
- (iii) 任何股東或多名股東持有彼等所持賦予權利可出席大會並於會上投票之股份，其繳足股款總額不少於獲賦予該項權利之所有股份繳足股款總額十分之一。

根據章程細則第 113 條，除退任董事外，概無任何人士，除非獲董事會推薦應選者，並由符合資格出席股東大會並可於該股東大會上投票之股東，均無資格在任何股東大會上獲選出任董事一職，除非表明願意提名該名人士參選董事之書面通知，以及該名人士表明自願參選之書面通知送達總辦事處或註冊辦事處，提交該等通知之期限將於不早於寄發就該選舉而指定舉行之大會通知後翌日開始，並將於不遲於該大會舉行日期前七日結束，而可向本公司提交該等通知之最短期限至少須為七日。

股東提名人選參選董事的程序於本公司網站登載。

Pursuant to Article 72 of the Articles of Association, the number of Shareholders necessary for putting forward a proposal at general meetings is as follows:

- (i) at least 2 Shareholders entitled to vote at any general meeting; or
- (ii) any Shareholder or Shareholders representing no less than one-tenth of the total voting rights (on a one vote per share basis) of all the Shareholders having the right to vote at the general meeting; or
- (iii) any Shareholder or Shareholders holding Shares conferring a right to vote at the general meeting being Shares on which an aggregate sum has been paid up equal to not less than one-tenth of the total sum paid up on all the Shares conferring that right.

Pursuant to Article 113 of the Articles of Association, no person, other than a retiring Director, shall, unless recommended by the Board for election, be eligible for election to the office of Director at any general meeting, unless notice in writing of the intention to propose that person for election as a Director and notice in writing by that person of his willingness to be elected shall have been lodged at the head office or at the registration office no earlier than the day after the despatch of the notice of the general meeting appointed for such election and end not later than seven days prior to the date of such general meeting and the minimum length of the period during which such notices to the Company may be given will be at least seven days.

The procedures for Shareholders to propose a person for election as a Director are posted on the website of the Company.

投資者關係

本集團已設立投資者關係部專門負責投資者關係管理工作，並建立多種與投資者溝通渠道，包括直線電話、郵箱等方式，確保投資者與公司能夠順暢溝通。此外，本公司不定期與媒體記者、證券分析員、基金經理和投資者通過電話會議、午餐會、親臨公司參觀等方式溝通，並及時響應其查詢，使他們能更充份瞭解本公司的業務發展及前景。

與股東之溝通

本公司致力與股東保持聯繫，特別是透過股東週年大會或其它股東大會與股東溝通，並鼓勵股東參與。本公司將確保於股東大會就個別事項提呈獨立決議案。本公司將繼續維持公開及有效之投資者溝通政策，根據相關監管規定及時向投資者提供有關本集團業務之最新相關資料。

本公司每年定期對股東通訊政策進行審核，以確保其有效性。經對股東溝通交流政策的實施及有效性的考察，本公司認為該政策在為股東就影響公司的各類事項提供溝通意見的渠道，以及公司徵求和瞭解股東及利益相關者的意見方面有效。

INVESTOR RELATIONS

The Group has already set up the Investor Relations Department to be responsible for investor relations management work and established various channels for the communication with investors, including direct line and mail so as to ensure smooth communication between the Company and investors. In addition, in order to provide a full picture of the business development and prospects of the Company to the media, securities analysts, fund managers and investors, the Company held telephone conferences and luncheons for them, organized visits to the Company from time to time and answered their inquiries in a timely manner.

COMMUNICATION WITH SHAREHOLDERS

The Company endeavors to maintain an ongoing dialogue with its Shareholders and in particular, through annual general meetings or other general meetings to communicate with the shareholders and encourage their participation. The Company will ensure that there are separate resolutions for separate issues proposed at the general meetings. The Company will continue to maintain an open and effective investor communication policy and to update investors on relevant information on the Group's business in a timely manner, subject to relevant regulatory requirements.

The Company reviews regularly its shareholders' communication policy on an annual basis to ensure its effectiveness. After the review of the implementation and effectiveness of the shareholders' communication policy, the Company is of the view that the policy is effective in providing channels for shareholders to communicate their views on various matters affecting the Company and for the Company to solicit and understand the views of the shareholders and stakeholders.

股東向董事會提出查詢之程序

股東可隨時以書面方式向董事會提出查詢及關注，聯絡詳情如下：

天倫燃氣控股有限公司
中國
河南省鄭州市
鄭東新區
黃河東路六號
天倫集團大廈四樓
電郵：ir@tianlungas.com
電話號碼：86 371 6370 7151

PROCEDURES FOR DIRECTING SHAREHOLDERS' ENQUIRIES TO THE BOARD

Shareholders may at any time put their enquiries and concerns to the Board in writing through the contact details as follows:

Tian Lun Gas Holdings Limited
4th Floor, Tian Lun Group Building
No. 6 Huang He East Road
Zheng Dong New Area
Zhengzhou City, Henan Province
The PRC
Email: ir@tianlungas.com
Telephone No.: 86 371 6370 7151

公司秘書

本公司的公司秘書為譚德機先生，其履歷詳情載於本年報「董事及高級管人員」一節。

本公司的公司秘書譚德機先生已獲告知上市規則第3.29條的規定，並確認其於截止二零二五年十二月三十一日止年度已接受不少於15小時的相關專業培訓。

COMPANY SECRETARY

The company secretary of the Company is Mr. Tam Tak Kei Raymond, and his biography is set out in the section headed “Directors and Senior Management” in this annual report.

The company secretary of the Company Mr. Tam Tak Kei Raymond has been informed of the requirement of Rule 3.29 of the Listing Rules, and he confirmed that he had attained not less than 15 hours of relevant professional training during the year ended 31 December 2025.

組織章程文件的重大變動

截至二零二五年十二月三十一日止年度，本公司之組織章程文件並無出現任何重大變動。

MATERIAL CHANGES IN CONSTITUTIONAL DOCUMENTS

During the year ended 31 December 2025, there were no material changes to the Company's constitutional documents.

獨立核數師報告

INDEPENDENT AUDITOR'S REPORT



致天倫燃氣控股有限公司股東
(於開曼群島註冊成立的有限公司)

To the shareholders of Tian Lun Gas Holdings Limited
(incorporated in the Cayman Islands with limited liability)

意見

我們審計了載於第86至283頁的天倫燃氣控股有限公司(「貴公司」)及其附屬公司(「貴集團」)的綜合財務報表，包括截至二零二五年十二月三十一日的綜合財務狀況表、截至該日止年度的綜合損益表、綜合損益及其他全面收益表、綜合權益變動表和綜合現金流表以及附註，包括重要會計政策資訊及其他解釋資訊。

我們認為，該等綜合財務報表已根據香港會計師公會頒佈的香港財務報告會計準則真實而中肯地反映了貴集團於二零二五年十二月三十一日的綜合財務狀況及截至該日止年度的綜合財務表現及綜合現金流量，並已遵照香港《公司條例》的披露要求妥為擬備。

OPINION

We have audited the consolidated financial statements of Tian Lun Gas Holdings Limited (“the Company”) and its subsidiaries (“the Group”) set out on pages 86 to 283, which comprise the consolidated statement of financial position as at 31 December 2025, the consolidated statement of profit or loss, the consolidated statement of profit or loss and other comprehensive income, the consolidated statement of changes in equity and the consolidated cash flow statement for the year then ended and notes, comprising material accounting policy information and other explanatory information.

In our opinion, the consolidated financial statements give a true and fair view of the consolidated financial position of the Group as at 31 December 2025 and of its consolidated financial performance and its consolidated cash flows for the year then ended in accordance with HKFRS Accounting Standards as issued by the Hong Kong Institute of Certified Public Accountants (“HKICPA”) and have been properly prepared in compliance with the disclosure requirements of the Hong Kong Companies Ordinance.



意見的基礎

我們已根據香港會計師公會頒佈的《香港審計準則》進行審計。我們在該等準則下承擔的責任已在本報告「核數師就審計綜合財務報表承擔的責任」部分中作進一步闡述。根據香港會計師公會頒佈的《專業會計師道德守則》(以下簡稱「守則」)(該項守則適用於公眾利益實體的財務報表審計)，我們獨立於貴集團，並已履行守則中的其他專業道德責任。我們相信，我們所獲得的審計憑證能充足及適當地為我們的審計意見提供基礎。

關鍵審計事項

關鍵審計事項是根據我們的專業判斷，認為對本期綜合財務報表的審計最為重要的事項。這些事項是在我們審計整體綜合財務報表及出具意見時進行處理的。我們不會對這些事項提供單獨的意見。

BASIS FOR OPINION

We conducted our audit in accordance with Hong Kong Standards on Auditing (“HKSAAs”) as issued by the HKICPA. Our responsibilities under those standards are further described in the *Auditor’s responsibilities for the audit of the consolidated financial statements* section of our report. We are independent of the Group in accordance with the HKICPA’s *Code of Ethics for Professional Accountants* (“the Code”), as applicable to audits of financial statements of public interest entities. We have also fulfilled our other ethical responsibilities in accordance with the Code. We believe that the audit evidence we have obtained is sufficient and appropriate to provide a basis for our opinion.

KEY AUDIT MATTERS

Key audit matters are matters that, in our professional judgement, were of most significance in our audit of the consolidated financial statements of the current period. These matters were addressed in the context of our audit of the consolidated financial statements as a whole, and in forming our opinion thereon, and we do not provide a separate opinion on these matters.



評估商譽的潛在減值
Assessing potential impairment of goodwill

請參閱綜合財務報表附註17及會計政策附註2.10(a)和2.11。
Refer to Note 17 to the consolidated financial statements and the accounting policies in Notes 2.10(a) and 2.11.

關鍵審計事項
The Key Audit Matter

於二零二五年十二月三十一日，貴集團商譽的賬面金額為人民幣2,736,579,000元，約佔貴集團資產總值的18%，計提減值準備人民幣72,095,000元。該等商譽為若干與現金產出單元組（該等現金產出單元組預期可透過各項企業合併獲利）相關的企業合併中確認的商譽，且須每年接受減值評估。

As at 31 December 2025, the gross carrying amount of goodwill was RMB2,736,579,000, which accounted for approximately 18% of the total assets of the Group, against which an impairment provision of RMB72,095,000 was made. This represented goodwill recognised in a number of business combinations related to groups of cash-generating units (“CGUs”) that were expected to benefit from respective business combination and was subject to annual impairment assessment.

我們的審計如何處理該事項
How the matter was addressed in our audit

就評估商譽的潛在減值而言，我們所執行的審計程序包括：

Our procedures in relation to assessing potential impairment of goodwill included the following:

- 了解和評估管理層對相關流程的關鍵內部控制之設計和執行，其中包括管理層就現金流量折現預測的擬備；
obtaining an understanding of and evaluating the design and implementation of management's key internal controls over the process, including management's preparation of the discounted cash flow forecasts;



評估商譽的潛在減值(續)

Assessing potential impairment of goodwill (continued)

請參閱綜合財務報表附註17及會計政策附註2.10(a)和2.11。

Refer to Note 17 to the consolidated financial statements and the accounting policies in Notes 2.10(a) and 2.11.

關鍵審計事項

The Key Audit Matter

在開展減值評估時，管理層聘請了外部估值師，通過編製現金流量折現預測，採用使用價值法來評估現金產出單元的可收回金額。管理層將商譽所分配至的每個現金產出單元與其各自的可收回金額進行對比，以釐定是否應確認任何減值虧損。現金流量折現預測的擬備需要管理層作出重大假設和估計，尤其是在折現率、未來收入和未來經營成本方面。

In performing impairment assessments, management engaged an external valuer to assess the recoverable amounts of CGUs using value in use method by preparing discounted cash flow forecasts. Management compared the carrying value of each of the CGUs to which the goodwill had been allocated with their respective recoverable amounts to determine if any impairment loss should be recognised. The preparation of discounted cash flow forecasts requires significant management assumptions and estimations, in particular the discount rates, future revenue and future operating costs.

我們的審計如何處理該事項

How the matter was addressed in our audit

- 根據適用的會計準則和我們對貴集團業務的理解，評估管理層對現金產出單元的識別以及各個現金產出單元的資產分配情況；
assessing management's identification of CGUs and allocation of assets to each CGU according to the applicable accounting standards and our understanding of the Group's business;
- 評價管理層聘請的外部估值師之能力、資質和客觀性；
evaluating the competence, capabilities and objectivity of the external valuer engaged by management;



評估商譽的潛在減值(續)

Assessing potential impairment of goodwill (continued)

請參閱綜合財務報表附註 17 及會計政策附註 2.10(a) 和 2.11。

Refer to Note 17 to the consolidated financial statements and the accounting policies in Notes 2.10(a) and 2.11.

關鍵審計事項

The Key Audit Matter

由於商譽的賬面金額對於綜合財務報表而言較為重要，且管理層對商譽開展的減值評估涉及具有不確定性及可能會受到潛在管理層偏見之影響的重大判斷和假設，因此我們將評估商譽的潛在減值識別為關鍵審計事項。

We identified assessing potential impairment of goodwill as a key audit matter because the carrying amount of the goodwill was material to the consolidated financial statements and impairment assessments of goodwill performed by management involve significant judgements and assumptions that are inherently uncertain and could be subject to potential management bias.

我們的審計如何處理該事項

How the matter was addressed in our audit

- 將上一年度的現金流量預測與本年度現金產出單元的實際表現進行比對，以評估管理層預測過程的可靠性和歷史準確性，以及是否存在任何管理層偏見的跡象；
comparing the prior year's cash flow forecasts with the actual performance of the CGUs for the current year, in order to assess the reliability of historical accuracy of management's forecasting process and whether there is any indication of management bias;
- 引入我們的內部估值專家，協助我們根據適用的會計準則，以抽樣方式評價管理層所採用的估值方法之恰當性，並通過考慮所應用的折現率是否在同行業其他公司所採用的範圍內，來評估該等折現率的合理性；
involving our internal valuation specialists to assist us, on a sample basis, in evaluating the appropriateness of valuation methodology used by management according to the applicable accounting standards and assessing the reasonableness of the discount rates by considering whether the discount rates applied were within the range adopted by other companies in the same industry;



評估商譽的潛在減值(續)

Assessing potential impairment of goodwill (continued)

請參閱綜合財務報表附註17及會計政策附註2.10(a)和2.11。

Refer to Note 17 to the consolidated financial statements and the accounting policies in Notes 2.10(a) and 2.11.

關鍵審計事項

The Key Audit Matter

我們的審計如何處理該事項

How the matter was addressed in our audit

- 參照我們對貴集團業務的理解、歷史趨勢、現有可用資料以及現有可用市場數據，以抽樣方式對擬備現金流量預測(包括未來收入和未來經營成本)採用的假設之合理性提出質詢；
challenging the reasonableness of the assumptions adopted in the preparation of cash flow forecasts, including future revenue and future operating costs, on a sample basis, with reference to our understanding of the Group's business, historical trends, available industry information and available market data;
- 評價管理層就未來收入、未來經營成本和折現率的敏感度分析，並考慮由此對減值評估所產生的影響，以及是否存在任何管理層偏見的跡象；及
evaluating management's sensitivity analysis in respect of the future revenue, future operation costs and discount rates and considering the resulting impact on the impairment assessments and whether there is any indication of management bias; and
- 根據適用的會計準則，評估綜合財務報表中有關商譽減值評估的披露內容之合理性。
assessing the reasonableness of the disclosures in the consolidated financial statements in respect of the impairment assessments of goodwill according to the applicable accounting standards.



應收賬款和應收關聯方合約資產的預期信用損失撥備

Expected credit loss allowances of trade receivables and contract assets due from related parties

請參閱綜合財務報表附註 3.1(b) 和 20 及會計政策附註 2.12 和 2.17。

Refer to Notes 3.1(b) and 20 to the consolidated financial statements and the accounting policies in Notes 2.12 and 2.17.

關鍵審計事項

The Key Audit Matter

於二零二五年十二月三十一日，應收賬款和應收關聯方－河南豫天新能源有限公司（「河南豫天」）（該實體由貴集團的合營企業控制）合約資產的賬面總值分別為人民幣 2,362,815,000 元和人民幣 796,835,000 元。貴集團於二零二五年十二月三十一日已就預期信用損失計提撥備人民幣 464,879,000 元。貴集團的應收賬款和與河南豫天簽訂合約所產生的合約資產主要源於建築服務。

As at 31 December 2025, the gross carrying amounts of trade receivables and contract assets due from a related party, Henan Yutian New Energy Co., Ltd. (“Henan Yutian”), an entity controlled by the joint venture of the Group, were RMB2,362,815,000 and RMB796,835,000, respectively. An allowance for expected credit losses (“ECLs”) of RMB464,879,000 was provided as at 31 December 2025. The Group’s trade receivables and contract assets arising from contracts with Henan Yutian mainly derived from construction services.

管理層已聘請外部估值師，採用預期信用損失模型評估該等應收賬款和合約資產的損失撥備。

Management engaged an external valuer to assess the loss allowance of the trade receivables and contracts assets using the ECL model.

我們的審計如何處理該事項

How the matter was addressed in our audit

就評估應收賬款和應收河南豫天合約資產的預期信用損失撥備而言，我們所執行的審計程序包括：

Our audit procedures to assess ECL allowances of trade receivables and contract assets due from Henan Yutian included the following:

- 了解和評價管理層對相關流程的關鍵內部控制之設計和執行；
understanding and evaluating the design and implementation of management’s key internal controls over the process;
- 根據適用的會計準則，評價貴集團預估損失撥備的政策，並了解管理層所採用之預期信用損失模型中的關鍵數據和假設；
evaluating the Group’s policy for estimating the loss allowance according to the applicable accounting standards and understanding the key data and assumptions in the ECL model adopted by management;



應收賬款和應收關聯方合約資產的預期信用損失撥備(續)

Expected credit loss allowances of trade receivables and contract assets due from related parties (continued)

請參閱綜合財務報表附註3.1(b)和20及會計政策附註2.12和2.17。

Refer to Notes 3.1(b) and 20 to the consolidated financial statements and the accounting policies in Notes 2.12 and 2.17.

關鍵審計事項

The Key Audit Matter

由於該等應收賬款和合約資產的結餘對貴集團而言至關重要，且預期信用損失評估涉及存在固有主觀性的重大管理層判斷，因此我們將應收賬款和應收河南豫天合約資產的預期信用損失撥備之評估識別為關鍵審計事項。

We identified the assessment of ECL allowances of trade receivables and contract assets due from Henan Yutian as a key audit matter because the balances of trade receivables and contract assets are material to the Group and the ECL assessment involves significant management judgements which are inherently subjective.

我們的審計如何處理該事項

How the matter was addressed in our audit

- 評價管理層聘請的外部估值師之能力、資質和客觀性；引入我們的內部估值專家，評價預期信用損失模型在釐定損失撥備方面的恰當性，並對該模型中關鍵參數和假設(其中包括違約概率及違約損失)的恰當性提出質詢，同時亦評估相關關鍵管理層判斷的適當性；
evaluating the competence, capabilities and objectivity of the external valuer engaged by management; involving our internal valuation specialists to evaluate the appropriateness of the ECL model in determining loss allowances and challenging the appropriateness of the key parameters and assumptions in the model, which included probability of default and loss given default and assessing the appropriateness of related key management judgement;
- 透過檢查管理層用於推算該等估計數額的資訊，評估管理層的損失撥備估計數額之恰當性；
assessing the appropriateness of management's estimates of loss allowance by examining the information used by management to derive such estimates;

獨立核數師報告(續)
Independent Auditor's Report (Continued)



應收賬款和應收關聯方合約資產的預期信用損失撥備(續)

Expected credit loss allowances of trade receivables and contract assets due from related parties (continued)

請參閱綜合財務報表附註3.1(b)和20及會計政策附註2.12和2.17。

Refer to Notes 3.1(b) and 20 to the consolidated financial statements and the accounting policies in Notes 2.12 and 2.17.

關鍵審計事項

The Key Audit Matter

我們的審計如何處理該事項

How the matter was addressed in our audit

- 重新計算於二零二五年十二月三十一日的損失撥備；及
re-performing the calculation of the loss allowance as at 31 December 2025; and
- 根據適用的會計準則，評估綜合財務報表中預期信用損失撥備的披露內容之合理性。
assessing the reasonableness of the disclosures of ECL allowances in the consolidated financial statements according to the applicable accounting standards.



綜合財務報表及其核數師 報告以外的信息

董事需對其他信息負責。其他信息包括刊載於年報內的全部信息，但不包括綜合財務報表及我們的核數師報告。我們預期會在核數師報告日後取得其他信息。

我們對綜合財務報表的意見並不涵蓋其他信息，我們亦不對該等其他信息發表任何形式的鑒證結論。

結合我們對綜合報表的審計，我們的責任是在取得其他信息後閱讀其他信息，在此過程中，考慮其他信息是否與綜合財務報表或我們在審計過程中所了解的情況存在重大抵觸或者似乎存在重大錯誤陳述的情況。

董事就綜合財務報表須承 擔的責任

董事須負責根據香港會計師公會頒佈的香港財務報告會計準則及香港《公司條例》的披露要求擬備真實而中肯的綜合財務報表，並對其認為為使綜合財務報表的擬備不存在由於欺詐或錯誤而導致的重大錯誤陳述所需的內部控制負責。

INFORMATION OTHER THAN THE CONSOLIDATED FINANCIAL STATEMENTS AND AUDITOR'S REPORT THEREON

The directors are responsible for the other information. The other information comprises all the information included in the annual report, other than the consolidated financial statements and our auditor's report thereon. The other information is expected to be made available to us after the date of this auditor's report.

Our opinion on the consolidated financial statements does not cover the other information and we do not express any form of assurance conclusion thereon.

In connection with our audit of the consolidated financial statements, our responsibility is to read the other information when it becomes available and, in doing so, consider whether the other information is materially inconsistent with the consolidated financial statements or our knowledge obtained in the audit or otherwise appears to be materially misstated.

RESPONSIBILITIES OF THE DIRECTORS FOR THE CONSOLIDATED FINANCIAL STATEMENTS

The directors are responsible for the preparation of the consolidated financial statements that give a true and fair view in accordance with HKFRS Accounting Standards as issued by the HKICPA and the disclosure requirements of the Hong Kong Companies Ordinance and for such internal control as the directors determine is necessary to enable the preparation of consolidated financial statements that are free from material misstatement, whether due to fraud or error.

獨立核數師報告(續) Independent Auditor's Report (Continued)



董事就綜合財務報表須承擔的責任(續)

在擬備綜合財務報表時，董事負責評估貴集團持續經營的能力，並在適用情況下披露與持續經營有關的事項，以及使用持續經營為會計基礎，除非董事有意將貴集團清盤或停止經營，或別無其他實際的替代方案。

審計委員會協助董事履行監督貴集團的財務報告過程的責任。

核數師就審計綜合財務報表承擔的責任

我們的目標，是對綜合財務報表整體是否不存在由於欺詐或錯誤而導致的重大錯誤陳述取得合理保證，並出具包括我們意見的核數師報告。我們是僅向整體董事報告。除此以外，我們的報告不可用作其他用途。我們概不就本報告的內容，對任何其他人士負責或承擔法律責任。

合理保證是高水平的保證，但不能保證按照《香港審計準則》進行的審計，在某一重大錯誤陳述存在時總能發現。錯誤陳述可以由欺詐或錯誤引起，如果合理預期它們單獨或滙總起來可能影響綜合財務報表使用者依賴財務報表所作出的經濟決定，則有關的錯誤陳述可被視作重大。

RESPONSIBILITIES OF THE DIRECTORS FOR THE CONSOLIDATED FINANCIAL STATEMENTS (continued)

In preparing the consolidated financial statements, the directors are responsible for assessing the Group's ability to continue as a going concern, disclosing, as applicable, matters related to going concern and using the going concern basis of accounting unless the directors either intend to liquidate the Group or to cease operations, or have no realistic alternative but to do so.

The directors are assisted by the Audit Committee in discharging their responsibilities for overseeing the Group's financial reporting process.

AUDITOR'S RESPONSIBILITIES FOR THE AUDIT OF THE CONSOLIDATED FINANCIAL STATEMENTS

Our objectives are to obtain reasonable assurance about whether the consolidated financial statements as a whole are free from material misstatement, whether due to fraud or error, and to issue an auditor's report that includes our opinion. This report is made solely to you, as a body, and for no other purpose. We do not assume responsibility towards or accept liability to any other person for the contents of this report.

Reasonable assurance is a high level of assurance, but is not a guarantee that an audit conducted in accordance with HKSA's will always detect a material misstatement when it exists. Misstatements can arise from fraud or error and are considered material if, individually or in the aggregate, they could reasonably be expected to influence the economic decisions of users taken on the basis of these consolidated financial statements.



核數師就審計綜合財務報 表承擔的責任(續)

在根據《香港審計準則》進行審計的過程中，我們運用了專業判斷，保持了專業懷疑態度。我們亦：

- 識別和評估由於欺詐或錯誤而導致綜合財務報表存在重大錯誤陳述的風險，設計及執行審計程序以應對這些風險，以及獲取充足和適當的審計憑證，作為我們意見的基礎。由於欺詐可能涉及串謀、偽造、蓄意遺漏、虛假陳述，或凌駕於內部控制之上，因此未能發現因欺詐而導致的重大錯誤陳述的風險高於未能發現因錯誤而導致的重大錯誤陳述的風險。
- 了解與審計相關的內部控制，以設計適當的審計程序，但目的並非對貴集團內部控制的有效性發表意見。
- 評價董事所採用會計政策的恰當性及作出會計估計和相關披露的合理性。

AUDITOR'S RESPONSIBILITIES FOR THE AUDIT OF THE CONSOLIDATED FINANCIAL STATEMENTS (continued)

As part of an audit in accordance with HKSAs, we exercise professional judgement and maintain professional scepticism throughout the audit. We also:

- Identify and assess the risks of material misstatement of the consolidated financial statements, whether due to fraud or error, design and perform audit procedures responsive to those risks, and obtain audit evidence that is sufficient and appropriate to provide a basis for our opinion. The risk of not detecting a material misstatement resulting from fraud is higher than for one resulting from error, as fraud may involve collusion, forgery, intentional omissions, misrepresentations, or the override of internal control.
- Obtain an understanding of internal control relevant to the audit in order to design audit procedures that are appropriate in the circumstances, but not for the purpose of expressing an opinion on the effectiveness of the Group's internal control.
- Evaluate the appropriateness of accounting policies used and the reasonableness of accounting estimates and related disclosures made by the directors.



核數師就審計綜合財務報 表承擔的責任(續)

- 對董事採用持續經營會計基礎的恰當性作出結論。根據所獲取的審計憑證，確定是否存在與事項或情況有關的重大不確定性，從而可能導致對貴集團的持續經營能力產生重大疑慮。如果我們認為存在重大不確定性，則有必要在核數師報告中提請使用者注意綜合財務報表中的相關披露。假若有關的披露不足，則我們應當發表非無保留意見。我們的結論是基於核數師報告日止所取得的審計憑證。然而，未來事項或情況可能導致貴集團不能持續經營。
- 評價綜合財務報表的整體列報方式、結構和內容，包括披露，以及綜合財務報表是否中肯反映交易和事項。
- 計劃並執行集團審計，就貴集團內實體或業務單元的財務信息獲取充足、適當的審計憑證，作為對綜合財務報表發表意見的基礎。我們負責為貴集團審計而執行的審計工作的方向、監督和審閱。我們為審計意見承擔全部責任。

除其他事項外，我們與審計委員會溝通了計劃的審計範圍、時間安排、重大審計發現等，包括我們在審計中識別出內部控制的任何重大缺陷。

AUDITOR'S RESPONSIBILITIES FOR THE AUDIT OF THE CONSOLIDATED FINANCIAL STATEMENTS (continued)

- Conclude on the appropriateness of the directors' use of the going concern basis of accounting and, based on the audit evidence obtained, whether a material uncertainty exists related to events or conditions that may cast significant doubt on the Group's ability to continue as a going concern. If we conclude that a material uncertainty exists, we are required to draw attention in our auditor's report to the related disclosures in the consolidated financial statements or, if such disclosures are inadequate, to modify our opinion. Our conclusions are based on the audit evidence obtained up to the date of our auditor's report. However, future events or conditions may cause the Group to cease to continue as a going concern.
- Evaluate the overall presentation, structure and content of the consolidated financial statements, including the disclosures, and whether the consolidated financial statements represent the underlying transactions and events in a manner that achieves fair presentation.
- Plan and perform the group audit to obtain sufficient appropriate audit evidence regarding the financial information of the entities or business units within the Group as a basis for forming an opinion on the consolidated financial statements. We are responsible for the direction, supervision and review of the audit work performed for purposes of the group audit. We remain solely responsible for our audit opinion.

We communicate with the Audit Committee regarding, among other matters, the planned scope and timing of the audit and significant audit findings, including any significant deficiencies in internal control that we identify during our audit.



核數師就審計綜合財務報 表承擔的責任(續)

我們還向審計委員會提交聲明，說明我們已符合有關獨立性的相關專業道德要求，並與他們溝通有可能合理地被認為會影響我們獨立性的所有關係和其他事項，以及為消除對獨立性的威脅所採取的行動或防範措施(若適用)。

從與審計委員會溝通的事項中，我們確定哪些事項對本期綜合財務報表的審計最為重要，因而構成關鍵審計事項。我們在核數師報告中描述這些事項，除非法律法規不允許公開披露這些事項，或在極端罕見的情況下，如果合理預期在我們報告中溝通某事項造成的負面後果超過產生的公眾利益，我們決定不應在報告中溝通該事項。

出具本獨立核數師報告的審計項目合夥人是許秀儀(執業證書編號：P05552)。

畢馬威會計師事務所
執業會計師
香港中環
遮打道十號
太子大廈八樓

二零二六年三月三十日

AUDITOR'S RESPONSIBILITIES FOR THE AUDIT OF THE CONSOLIDATED FINANCIAL STATEMENTS (continued)

We also provide the Audit Committee with a statement that we have complied with relevant ethical requirements regarding independence and communicate with them all relationships and other matters that may reasonably be thought to bear on our independence and, where applicable, actions taken to eliminate threats or safeguards applied.

From the matters communicated with the Audit Committee, we determine those matters that were of most significance in the audit of the consolidated financial statements of the current period and are therefore the key audit matters. We describe these matters in our auditor's report unless law or regulation precludes public disclosure about the matter or when, in extremely rare circumstances, we determine that a matter should not be communicated in our report because the adverse consequences of doing so would reasonably be expected to outweigh the public interest benefits of such communication.

The engagement partner on the audit resulting in this independent auditor's report is Hui Sau Yee, Jenny (practising certificate number: P05552).

KPMG
Certified Public Accountants
8th Floor, Prince's Building
10 Chater Road
Central, Hong Kong

30 March 2026

綜合損益表

CONSOLIDATED STATEMENT OF PROFIT OR LOSS

截至二零二五年十二月三十一日止年度

for the year ended 31 December 2025

(金額單位為人民幣千元(除非另有說明))

(All amounts in Renminbi ("RMB") thousands unless otherwise stated)

		截至十二月三十一日止年度 Year ended 31 December	
		二零二五年 2025 人民幣千元 RMB'000	二零二四年 2024 人民幣千元 RMB'000
		附註 Notes	
收入	Revenue	5	7,937,480
銷售成本	Cost of sales	8	(6,823,009)
毛利	Gross profit		1,114,471
分銷成本	Distribution expenses	8	(88,929)
行政費用	Administrative expenses	8	(276,662)
金融及合約資產的減值虧損淨額	Net impairment losses on financial assets and contract assets	3.1(b)(ii)	(306,944)
商譽減值虧損	Impairment loss on goodwill	17	(28,344)
其他收益	Other income	6	10,282
其他利得／(虧損) — 淨額	Other gains/(losses) — net	7	20,734
經營利潤	Operating profit		444,608
財務收益	Finance income		2,757
財務費用	Finance expenses		(365,776)
財務費用 — 淨額	Finance expenses — net	10	(363,019)
應佔聯營公司及合營企業業績	Share of results of associates and a joint venture	11(b)	29,798
除所得稅前利潤	Profit before income tax		111,387
所得稅費用	Income tax expense	12	(55,625)
年度利潤	Profit for the year		55,762
利潤歸屬於：	Profit attributable to:		
— 本公司所有者	— Owners of the Company		38,625
— 非控制性權益	— Non-controlling interests		17,137
年度利潤	Profit for the year		55,762
每股盈利	Earnings per share		
— 每股基本及攤薄盈利(人民幣)	— Basic and diluted earnings per share (RMB)	13(a)	0.04
			0.31

綜合損益及其他全面收益表

CONSOLIDATED STATEMENT OF PROFIT OR LOSS AND OTHER COMPREHENSIVE INCOME

截至二零二五年十二月三十一日止年度

for the year ended 31 December 2025

(金額單位為人民幣千元(除非另有說明))

(All amounts in RMB thousands unless otherwise stated)

		截至十二月三十一日止年度	
		Year ended 31 December	
		二零二五年	二零二四年
		2025	2024
		人民幣千元	人民幣千元
		RMB'000	RMB'000
	附註 Notes		
年度利潤	Profit for the year	55,762	324,509
其他全面收益	Other comprehensive income		
不會重新分類為損益的項目	<i>Item that will not be reclassified to profit or loss</i>		
以公允價值計量且其變動計入其他全面收益的權益投資公允價值變動	Changes in the fair value of equity investments at fair value through other comprehensive income	19 (6,400)	(5,000)
本年度其他全面收益，扣除稅項	Other comprehensive income for the year, net of tax	(6,400)	(5,000)
本年度全面收益總額	Total comprehensive income for the year	49,362	319,509
以下各方應佔部分：	Attributable to:		
— 本公司所有者	— Owners of the Company	32,225	295,994
— 非控制性權益	— Non-controlling interests	17,137	23,515
		49,362	319,509

第94至第283頁的附註屬本財務報表的一部分。 The notes on pages 94 to 283 form part of these financial statements.

綜合財務狀況表

CONSOLIDATED STATEMENT OF FINANCIAL POSITION

截至二零二五年十二月三十一日止年度

for the year ended 31 December 2025

(金額單位為人民幣千元(除非另有說明))

(All amounts in RMB thousands unless otherwise stated)

		於十二月三十一日 As at 31 December		
		二零二五年 2025 人民幣千元 RMB'000	二零二四年 2024 人民幣千元 RMB'000	
	附註 Notes			
資產	ASSETS			
非流動資產	Non-current assets			
物業、廠房和設備	Property, plant and equipment	14	3,794,963	3,830,652
使用權資產	Right-of-use assets	15	277,324	278,511
投資物業	Investment properties	16	35,578	36,617
無形資產	Intangible assets	17	4,567,992	4,705,766
按權益法入賬的投資	Investments accounted for using the equity method	11(b)	915,475	885,677
以公允價值計量且其變動計入其他全面收益的金融資產	Financial assets at fair value through other comprehensive income	19	30,400	36,800
以公允價值計量且其變動計入損益的金融資產	Financial assets at fair value through profit or loss	23(a)	5,391	6,175
其他非流動資產	Other non-current assets	21	166,747	118,177
受限制現金	Restricted cash	24	4,935	—
遞延稅項資產	Deferred tax assets	30	9,481	14,166
			9,808,286	9,912,541
流動資產	Current assets			
存貨	Inventories	22	207,054	229,081
合約資產	Contract assets	5	810,591	1,848,970
應收賬款和其他應收款	Trade and other receivables	20	2,941,122	2,335,716
以公允價值計量且其變動計入其他全面收益的金融資產	Financial assets at fair value through other comprehensive income	19	20,000	14,539
以公允價值計量且其變動計入損益的金融資產	Financial assets at fair value through profit or loss	23(a)	233,418	250,679
受限制現金	Restricted cash	24	137,850	215,490
現金和現金等價物	Cash and cash equivalents	24	1,238,278	1,103,037
			5,588,313	5,997,512
資產總值	Total assets		15,396,599	15,910,053
權益	EQUITY			
歸屬於本公司所有者之權益	Equity attributable to owners of the Company			
股本	Share capital	25(a)	8,264	8,264
庫存股	Treasury shares	25(b)	(78,599)	(73,233)
股份溢價	Share premium	25(a)	81,317	81,317
儲備	Reserves	27(a)	1,151,780	1,057,742
留存收益	Retained earnings	27(b)	4,669,340	4,870,183
			5,832,102	5,944,273
非控制性權益	Non-controlling interests		294,382	318,210
總權益	Total equity		6,126,484	6,262,483

綜合財務狀況表(續)
Consolidated statement of financial position (Continued)

截至二零二五年十二月三十一日止年度
for the year ended 31 December 2025
(金額單位為人民幣千元(除非另有說明))
(All amounts in RMB thousands unless otherwise stated)

		於十二月三十一日 As at 31 December	
		二零二五年 2025	二零二四年 2024
		人民幣千元 RMB'000	人民幣千元 RMB'000
	附註 Notes		
負債	LIABILITIES		
非流動負債	Non-current liabilities		
借款	Borrowings	29	4,926,356
租賃負債	Lease liabilities	15	4,396,432
遞延稅項負債	Deferred tax liabilities	30	9,835
遞延收益	Deferred income		10,026
以公允價值計量且其變動計入損益的金融負債	Financial liabilities at fair value through profit or loss	23(a)	711,079
			35,220
			12,370
			—
			5,568,489
			5,152,757
流動負債	Current liabilities		
應付賬款和其他應付款	Trade and other payables	28	697,588
合約負債	Contract liabilities	5	907,982
借款	Borrowings	29	651,951
租賃負債	Lease liabilities	15	2,595,749
應付股利	Dividend payables		9,433
以公允價值計量且其變動計入損益的金融負債	Financial liabilities at fair value through profit or loss	23(a)	7,106
當期所得稅負債	Current income tax liabilities		6,253
			4,710
			16
			—
			393,015
			409,882
			3,701,626
			4,494,813
負債總額	Total liabilities		9,270,115
			9,647,570
總權益及負債	Total equity and liabilities		15,396,599
			15,910,053

董事會於二零二六年三月三十日核准並許可發出。

Approved and authorised for issue by the board of directors on 30 March 2026.

冼振源先生
Mr. Xian Zhenyuan
董事
Director

李濤女士
Ms. Li Tao
董事
Director

第94至第283頁的附註屬本財務報表的一部分。

The notes on pages 94 to 283 form part of these financial statements.

綜合權益變動表

CONSOLIDATED STATEMENT OF CHANGES IN EQUITY

截至二零二五年十二月三十一日止年度

for the year ended 31 December 2025

(金額單位為人民幣千元(除非另有說明))

(All amounts in RMB thousands unless otherwise stated)

		歸屬於本公司所有者 Attributable to owners of the Company					非控 制性權益 Non-controlling interests	總權益 Total equity	
		股本 Share capital	庫存股 Treasury shares	股份溢價 Share premium	儲備 Reserves	留存收益 Retained earnings	總額 Total	總權益 Total equity	
		人民幣千元 RMB'000	人民幣千元 RMB'000	人民幣千元 RMB'000	人民幣千元 RMB'000	人民幣千元 RMB'000	人民幣千元 RMB'000	人民幣千元 RMB'000	
		(附註25(a)) (Note 25(a))	(附註25(b)) (Note 25(b))	(附註25(a)) (Note 25(a))	(附註27(a)) (Note 27(a))	(附註27(b)) (Note 27(b))			
於二零二四年一月一日的結餘	Balance at 1 January 2024	8,264	(73,233)	81,317	979,170	4,804,155	5,799,673	312,148	6,111,821
全面收益	Comprehensive income								
年度利潤	Profit for the year	—	—	—	—	300,994	300,994	23,515	324,509
其他全面收益	Other comprehensive income								
以公允價值計量且其變動計入 其他全面收益的金融資產	Financial assets at fair value through other comprehensive income	—	—	—	(5,000)	—	(5,000)	—	(5,000)
全面收益總額	Total comprehensive income	—	—	—	(5,000)	300,994	295,994	23,515	319,509
與權益所有者以其所有者的 身份進行的交易	Transactions with owners in their capacity as owners								
撥備	Appropriation	—	—	—	83,572	(83,572)	—	—	—
已付股利(附註31)	Dividends paid (Note 31)	—	—	—	—	(151,394)	(151,394)	—	(151,394)
已付非控制性權益股利	Dividends paid to non-controlling interests	—	—	—	—	—	—	(22,453)	(22,453)
非控制性權益注資	Capital contributions by non-controlling interests	—	—	—	—	—	—	5,000	5,000
於二零二四年十二月三十一日 的結餘	Balance at 31 December 2024	8,264	(73,233)	81,317	1,057,742	4,870,183	5,944,273	318,210	6,262,483

第94至第283頁的附註屬本財務報表的一部分。

The notes on pages 94 to 283 form part of these financial statements.

綜合權益變動表(續)

Consolidated statement of changes in equity (Continued)

截至二零二五年十二月三十一日止年度
for the year ended 31 December 2025
(金額單位為人民幣千元(除非另有說明))
(All amounts in RMB thousands unless otherwise stated)

		歸屬於本公司所有者 Attributable to owners of the Company							
		股本	庫存股	股份溢價	儲備	留存收益	總額	非控制性權益	總權益
		Share capital	Treasury shares	Share premium	Reserves	Retained earnings	Total	Non-controlling interests	Total equity
		人民幣千元 RMB'000	人民幣千元 RMB'000	人民幣千元 RMB'000	人民幣千元 RMB'000	人民幣千元 RMB'000	人民幣千元 RMB'000	人民幣千元 RMB'000	人民幣千元 RMB'000
		(附註25(a)) (Note 25(a))	(附註25(b)) (Note 25(b))	(附註25(a)) (Note 25(a))	(附註27(a)) (Note 27(a))	(附註27(b)) (Note 27(b))			
於二零二五年一月一日的結餘	Balance at 1 January 2025	8,264	(73,233)	81,317	1,057,742	4,870,183	5,944,273	318,210	6,262,483
全面收益	Comprehensive income								
年度利潤	Profit for the year	—	—	—	—	38,625	38,625	17,137	55,762
其他全面收益	Other comprehensive income								
以公允價值計量且其變動計入 其他全面收益的金融資產	Financial assets at fair value through other comprehensive income	—	—	—	(6,400)	—	(6,400)	—	(6,400)
全面收益總額	Total comprehensive income	—	—	—	(6,400)	38,625	32,225	17,137	49,362
與權益所有者以其所有者的 身份進行的交易	Transactions with owners in their capacity as owners								
撥備	Appropriation	—	—	—	100,438	(100,438)	—	—	—
已付股利(附註31)	Dividends paid (Note 31)	—	—	—	—	(139,005)	(139,005)	—	(139,005)
已付非控制性權益股利	Dividends paid to non- controlling interests	—	—	—	—	—	—	(35,914)	(35,914)
股份回購(附註25(b))	Repurchase of shares (Note 25(b))	—	(5,366)	—	—	—	(5,366)	—	(5,366)
非控制性權益注資	Capital contributions by non-controlling interests	—	—	—	—	—	—	2,700	2,700
處置附屬公司(附註11(a))	Disposal of subsidiaries (Note 11(a))	—	—	—	—	(25)	(25)	(7,751)	(7,776)
於二零二五年十二月三十一日 的結餘	Balance at 31 December 2025	8,264	(78,599)	81,317	1,151,780	4,669,340	5,832,102	294,382	6,126,484

第94至第283頁的附註屬本財務報表的一部分。 The notes on pages 94 to 283 form part of these financial statements.

綜合現金流量表

CONSOLIDATED CASH FLOW STATEMENT

截至二零二五年十二月三十一日止年度

for the year ended 31 December 2025

(金額單位為人民幣千元(除非另有說明))

(All amounts in RMB thousands unless otherwise stated)

截至十二月三十一日止年度

Year ended 31 December

			二零二五年 2025 人民幣千元 RMB'000	二零二四年 2024 人民幣千元 RMB'000
	附註 Notes			
經營活動產生的現金流量		Cash flows from operating activities		
經營活動產生的現金	32(a)	Cash generated from operations	1,172,033	1,113,919
已付所得稅		Income tax paid	(189,155)	(195,639)
經營活動產生的現金淨額		Net cash generated from operating activities	982,878	918,280
投資活動產生的現金流量		Cash flows from investing activities		
購買物業、廠房和設備		Purchases of property, plant and equipment	(226,892)	(285,233)
租賃預付款項增加		Increase in lease prepayments	(3,857)	(10,134)
處置物業、廠房和設備所得款項	32(b)	Proceeds from disposal of property, plant and equipment	20,332	29,521
購買無形資產		Purchases of intangible assets	(16,578)	(18,997)
購買以公允價值計量且其變動計入損益的金融資產		Purchases of financial assets at fair value through profit or loss	(1,310,899)	(1,763,215)
已收聯營公司股利		Dividends received from associates	—	845
處置以公允價值計量且其變動計入損益的金融資產所得款項		Proceeds from disposal of financial assets at fair value through profit or loss	1,290,915	1,612,896
收購附屬公司產生的現金流出淨額		Net cash outflow for the acquisition of subsidiaries	—	(2,289)
受限制現金變動		Changes in restricted cash	(1,499)	(2,255)
已收利息		Interest received	2,757	5,764
外匯工具、貨幣和利率掉期合約的結算		Settlement of forward exchange instruments, cross currency swap and interest rate swap contracts	16,542	65,411
投資活動所用的現金淨額		Net cash used in investing activities	(229,179)	(367,686)

綜合現金流量表(續)
Consolidated cash flow statement (Continued)

截至二零二五年十二月三十一日止年度
for the year ended 31 December 2025
(金額單位為人民幣千元(除非另有說明))
(All amounts in RMB thousands unless otherwise stated)

		截至十二月三十一日止年度 Year ended 31 December	
		二零二五年 2025	二零二四年 2024
		人民幣千元 RMB'000	人民幣千元 RMB'000
	附註 Notes		
融資活動產生的現金流量	Cash flows from financing activities		
非控制性權益注資	Capital contributions by non-controlling interests	2,700	5,000
借款所得款項	Proceeds from borrowings	4,395,159	5,078,546
償還借款	Repayments of borrowings	(4,519,562)	(4,935,639)
已付利息	Interest paid	(331,842)	(402,748)
已付財務費用	Financing expenses paid	(3,043)	(1,057)
向本公司股東支付的股利	Dividends paid to Company's shareholders	(139,005)	(169,822)
受限制現金變動	Changes in restricted cash	41,090	47,369
已付非控制性權益股利	Dividends paid to non-controlling interests	(37,457)	(27,324)
股份回購	Repurchase of shares	(5,366)	—
租賃負債支付款項	Payments related to lease liabilities	(17,724)	(4,033)
融資活動所用的現金淨額	Net cash used in financing activities	(615,050)	(409,708)
現金和現金等價物增加淨額	Net increase in cash and cash equivalents	138,649	140,886
年初現金和現金等價物	Cash and cash equivalents at beginning of the year	1,103,037	964,310
現金和現金等價物匯兌虧損	Exchange losses on cash and cash equivalents	(3,408)	(2,159)
年末現金和現金等價物	Cash and cash equivalents at end of the year	1,238,278	1,103,037

第94至第283頁的附註屬本財務報表的一部分。 The notes on pages 94 to 283 form part of these financial statements.

綜合財務報表附註

NOTES TO THE CONSOLIDATED FINANCIAL STATEMENTS

(金額單位為人民幣千元(除非另有說明))

(All amounts in RMB thousands unless otherwise stated)

1 本集團一般資料

天倫燃氣控股有限公司(「本公司」)依據開曼群島公司法(二零一零年修訂本)於二零一零年五月二十日在開曼群島註冊成立為獲豁免有限公司。本公司為投資控股公司，於二零一零年十一月十日在香港聯合交易所有限公司(「聯交所」)主板上市。

本公司及其附屬公司(以下合稱「本集團」)主要在中華人民共和國(「中國」)若干城市提供工程建設及服務，為民用、商業和工業用戶提供燃氣管道工程安裝及基礎設施管網鋪設以及包括天然氣、壓縮天然氣的燃氣輸送及銷售業務，以及液化天然氣的生產和批發及零售業務。

本公司註冊辦事處位於Windward 3, Regatta Office Park, PO Box 1350, Grand Cayman, KY1-1108, Cayman Islands。

1 GENERAL INFORMATION OF THE GROUP

Tian Lun Gas Holdings Limited (the “Company”) was incorporated on 20 May 2010 in the Cayman Islands under the Companies Law (2010 Revision) of the Cayman Islands as an exempted company with limited liability. The Company is an investment holding company and was listed on the Main Board of the Stock Exchange of Hong Kong Limited (the “Stock Exchange”) on 10 November 2010.

The Company and its subsidiaries (hereinafter collectively referred to as the “Group”) are principally engaged in the engineering construction service by providing residential, commercial and industrial users with gas pipeline and infrastructure laying and installation and transportation, distribution and sales of gases including natural gas and compressed natural gas (“CNG”) and production and sales of liquefied natural gas (“LNG”) in bulk and in cylinders in certain cities of the People’s Republic of China (the “PRC”).

The address of the Company’s registered office is Windward 3, Regatta Office Park, PO Box 1350, Grand Cayman, KY1-1108, Cayman Islands.

2 重要會計政策

2.1 遵例聲明

本財務報表是按照香港會計師公會頒佈的所有適用的香港財務報告會計準則(此統稱包含所有適用的個別《香港財務報告準則》、《香港會計準則》和詮釋)和香港《公司條例》的披露規定編製。本財務報表同時符合《香港聯合交易所有限公司證券上市規則》(「上市規則」)披露規定。以下為本集團所採納的重要會計政策概要。

香港會計師公會頒佈了若干新訂和經修訂的香港財務報告會計準則。這些準則在本集團當前的會計期間開始生效或可供提早採用。在與本集團有關的範圍內初始應用這些新訂和經修訂的準則所引致當前會計期間的任何會計政策變動，已於本財務報表內反映，有關資料載列於附註2.2.1。

2 MATERIAL ACCOUNTING POLICIES

2.1 Statement of compliance

These financial statements have been prepared in accordance with HKFRS Accounting Standards, which collective term includes all applicable individual Hong Kong Financial Reporting Standards (“HKFRSs”), Hong Kong Accounting Standards (“HKASs”) and Interpretations issued by the Hong Kong Institute of Certified Public Accountants (“HKICPA”) and the disclosure requirements of the Hong Kong Companies Ordinance. These financial statements also comply with the applicable disclosure provisions of the Rules Governing the Listing of Securities on the Stock Exchange (“the Listing Rules”). Material accounting policies adopted by the Group are disclosed below.

The HKICPA has issued certain new or amended HKFRS Accounting Standards that are first effective or available for early adoption for the current accounting period of the Group. Note 2.2.1 provides information on any changes in accounting policies resulting from initial application of these developments to the extent that they are relevant to the Group for the current accounting period reflected in these financial statements.

綜合財務報表附註(續)

Notes to the Consolidated Financial Statements (Continued)

(金額單位為人民幣千元(除非另有說明))

(All amounts in RMB thousands unless otherwise stated)

2 重要會計政策(續)

2.2 財務報表的編製基準

截至二零二五年十二月三十一日止年度的綜合財務報表涵蓋本集團，以及本集團所持有各聯營公司和一家合營企業的權益。

本綜合財務報表按照歷史成本法編製，並就以公允價值計量且其變動計入其他全面收益及以公允價值計量且其變動計入損益的金融資產和負債(包括衍生金融工具)的重估而作出修訂並以公允價值列賬。

編製符合香港財務報告會計準則的財務報表需要使用若干關鍵會計估計。這亦需要管理層在應用本集團的會計政策過程中行使其判斷。沒有涉及高度的判斷或高度複雜性的範疇，或涉及對綜合財務報表作出重大假設和估計的範疇披露於附註4。

2 MATERIAL ACCOUNTING POLICIES (continued)

2.2 Basis of preparation of the financial statements

The consolidated financial statements for the year ended 31 December 2025 comprise the Group and the Group's interest in associates and a joint venture.

The consolidated financial statements have been prepared on a historical cost basis, as modified by the revaluation of financial assets at fair value through other comprehensive income and financial assets and liabilities at fair value through profit or loss (including derivative instruments), which are carried at fair value.

The preparation of financial statements in conformity with HKFRS Accounting Standards requires the use of certain critical accounting estimates. It also requires management to exercise its judgement in the process of applying the Group's accounting policies. The areas involving a higher degree of judgement or complexity, or areas where assumptions and estimates are significant to the consolidated financial statements, are disclosed in Note 4.

Notes to the Consolidated Financial Statements (Continued)

(金額單位為人民幣千元(除非另有說明))
(All amounts in RMB thousands unless otherwise stated)

2 重要會計政策(續)

2 MATERIAL ACCOUNTING POLICIES (continued)

2.2 財務報表的編製基準(續)

2.2 Basis of preparation of the financial statements (continued)

2.2.1 本集團採納的新訂和經修訂準則

2.2.1 New and amended standards adopted by the Group

本集團於本會計期間已採納由香港會計師公會頒佈的《香港會計準則》第21號修訂 — 「匯率變動的影響：缺乏可兌換性」。由於本集團並無開展任何外幣未能兌換為其他貨幣的外幣交易，因此該等修訂並未對本財務報表產生重大影響。

The Group has applied amendments to HKAS 21, *The effects of changes in foreign exchange rates — Lack of exchangeability* issued by the HKICPA to these financial statements for the current accounting period. The amendments do not have a material impact on these financial statements as the Group has not entered into any foreign currency transactions in which the foreign currency is not exchangeable into another currency.

本集團並無採用任何在當前會計期間尚未生效的新準則或詮釋。

The Group has not applied any new standard or interpretation that is not yet effective for the current accounting period.

2.2.2 本集團尚未採納的新準則與修訂

2.2.2 New standards and amendments not yet adopted by the Group

本集團尚未提前採納若干已頒佈但尚未於二零二五年十二月三十一日的報告期強制實施的新訂或經修訂準則。這些準則變化包括下列可能與本集團有關的項目。

Certain new or amended standards have been published that are not mandatory for 31 December 2025 reporting periods and have not been early adopted by the Group. These developments include the following which may be relevant to the Group.

	在以下日期或之後開始的 會計期間生效 Effective for accounting periods beginning on or after
《香港財務報告準則》第9號修訂 — 「金融工具」和《香港財務報告準則》第7號修訂 — 「金融工具：披露 — 涉及依賴自然能源生產電力的合約」	二零二六年一月一日
Amendments to HKFRS 9, <i>Financial instruments</i> and HKFRS 7, <i>Financial instruments: disclosures — Contracts referencing nature-dependent electricity</i>	1 January 2026
《香港財務報告準則》第9號修訂 — 「金融工具」和《香港財務報告準則》第7號修訂 — 「金融工具：披露 — 對金融工具分類和計量的修訂」	二零二六年一月一日
Amendments to HKFRS 9, <i>Financial instruments</i> and HKFRS 7, <i>Financial instruments: disclosures — Amendments to the classification and measurement of financial instruments</i>	1 January 2026
《香港財務報告會計準則年度改進》— 第11卷	二零二六年一月一日
Annual improvements to HKFRS Accounting Standards — Volume 11	1 January 2026
《香港財務報告準則》第18號 — 「財務報表的呈列及披露」	二零二七年一月一日
HKFRS 18, <i>Presentation and disclosure in financial statements</i>	1 January 2027
《香港財務報告準則》第19號 — 「非公共受託責任附屬公司的披露」	二零二七年一月一日
HKFRS 19, <i>Subsidiaries without public accountability: disclosures</i>	1 January 2027

綜合財務報表附註(續)

Notes to the Consolidated Financial Statements (Continued)

(金額單位為人民幣千元(除非另有說明))

(All amounts in RMB thousands unless otherwise stated)

2 重要會計政策(續)

2.2 財務報表的編製基準(續)

2.2.2 本集團尚未採納的新準則與修訂(續)

本集團正在評估這些新準則與修訂對初始採用期間的影響。截至目前為止，本集團相信，除了下述者外，採納這些新準則與修訂不大可能會嚴重影響本集團的綜合財務報表：

《香港財務報告準則》第18號 — 「財務報表的呈列及披露」

《香港財務報告準則》第18號將替代《香港會計準則》第1號 — 「財務報表列報」，旨在提高實體財務報表資料的透明度及可比性。《香港財務報告準則》第18號將於二零二七年一月一日或之後開始的年度報告期生效，並將追溯應用。

除其他變動以外，根據《香港財務報告準則》第18號，實體須在損益表中將所有收入和費用劃分為五類，即經營、投資、融資、終止經營和所得稅類別。實體亦須在財務報表的一個單獨附註中，就管理層定義的業績指標作出具體披露。

本集團未計劃提前採用《香港財務報告準則》第18號，且目前仍正在評估採用該項準則的影響。

2 MATERIAL ACCOUNTING POLICIES (continued)

2.2 Basis of preparation of the financial statements (continued)

2.2.2 New standards and amendments not yet adopted by the Group (continued)

The Group is in the process of making an assessment of what the impact of these developments is expected to be in the period of initial application. So far, the Group has concluded that the adoptions of them is unlikely to have a significant impact on the consolidated financial statements except for the followings:

HKFRS 18, Presentation and disclosure in financial statements

HKFRS 18 will replace HKAS 1 *Presentation of financial statements* and aims to improve the transparency and comparability of information about an entity's financial statements. HKFRS 18 is effective for annual reporting periods beginning on or after 1 January 2027 and is to be applied retrospectively.

Among other changes, under HKFRS 18, entities are required to classify all income and expenses into five categories in the statement of profit or loss, namely the operating, investing, financing, discontinued operations and income tax categories. Entities are also required to provide specific disclosures about management-defined performance measures in a single note in the financial statements.

The Group does not plan to early adopt HKFRS 18 and is still in the process of assessing the impact of the adoption.

2 重要會計政策(續)

2.3 合併原則及權益會計處理

2.3.1 附屬公司

附屬公司指本集團對其具有控制權的所有主體(包括結構性主體)。當本集團因為參與該主體而承擔可變回報的風險或享有可變回報的權利,並有能力透過其對該主體的權力影響此等回報時,本集團即控制該主體。附屬公司在控制權轉移至本集團之日起全部合併入賬,並於控制權終止之日起停止合併入賬。

本集團採用購買會計法將業務合併入賬(參閱附註2.4)。

集團公司間交易、結餘及交易的未變現利得予以對銷。未變現損失亦予以對銷,除非交易提供所轉撥資產的減值證據。附屬公司的會計政策已在需要時作出調整,以確保與本集團所採納會計政策一致。

附屬公司業績及權益中的非控制性權益分別於綜合全面收益表、綜合權益變動表及綜合財務狀況表中單獨呈列。

2.3.2 聯營公司

聯營公司為本集團對其有重大影響但不擁有控制權或共同控制權的所有主體。於一般情況下,本集團擁有介乎20%至50%的投票權。於初始按成本確認後,對聯營公司之投資採用權益法(參閱下文附註2.3.4)入賬。

2 MATERIAL ACCOUNTING POLICIES (continued)

2.3 Principles of consolidation and equity accounting

2.3.1 Subsidiaries

Subsidiaries are all entities (including structured entities) over which the Group has control. The Group controls an entity where the Group is exposed to, or has rights to, variable returns from its involvement with the entities and has the ability to affect those returns through its power to direct the activities of the entities. Subsidiaries are fully consolidated from the date on which control is transferred to the Group. They are deconsolidated from the date that control ceases.

The acquisition method of accounting is used to account for business combinations by the Group (refer to Note 2.4).

Inter-company transactions, balances and unrealised gains on transactions between group companies are eliminated. Unrealised losses are also eliminated unless the transaction provides evidence of an impairment of the transferred asset. Accounting policies of subsidiaries have been changed where necessary to ensure consistency with the policies adopted by the Group.

Non-controlling interests in the results and equity of subsidiaries are shown separately in the consolidated statement of comprehensive income, consolidated statement of changes in equity and consolidated statement of financial position respectively.

2.3.2 Associates

Associates are all entities over which the Group has significant influence but not control or joint control. This is generally the case where the Group holds between 20% and 50% of the voting rights. Investments in associates are accounted for using the equity method of accounting (see Note 2.3.4 below), after initially being recognised at cost.

綜合財務報表附註(續)

Notes to the Consolidated Financial Statements (Continued)

(金額單位為人民幣千元(除非另有說明))

(All amounts in RMB thousands unless otherwise stated)

2 重要會計政策(續)

2.3 合併原則及權益會計處理(續)

2.3.3 合營安排

根據《香港財務報告準則》第11號一「合營安排」，對合營安排的投資必須分類為共同經營或合營企業，視乎每個投資者的合約權益和義務而定，而非合營安排的法律構架而定。本集團擁有一間合營企業。

合營企業

合營企業的權益最初在綜合財務狀況表中按成本確認後，採用權益法核算(參閱下文附註2.3.4)。

2.3.4 權益法

根據權益法，投資初步按成本確認，其後進行調整以於損益確認本集團應佔被投資方收購後利潤或虧損並於其他全面收益確認本集團應佔被投資方其他全面收益的變動。已收或應收聯營公司及合營企業的股利確認為投資賬面價值扣減。

倘本集團應佔權益入賬投資的虧損等於或超過其於該主體的權益(包括任何其他無抵押長期應收款項)，則本集團不會確認進一步虧損，除非已代表另一主體承擔責任或作出付款。

本集團與其聯營公司及合營企業之間交易的未變現收益按本集團於該等主體的權益予以對銷。未變現虧損亦會予以對銷，除非該交易顯示已轉讓資產減值的證據。權益入賬被投資方的會計政策已在需要時作出調整，以確保與本集團所採納會計政策一致。

權益入賬投資的賬面金額根據附註2.11所述政策進行減值測試。

2 MATERIAL ACCOUNTING POLICIES (continued)

2.3 Principles of consolidation and equity accounting (continued)

2.3.3 Joint arrangements

Under HKFRS 11, *Joint Arrangements*, investments in joint arrangements are classified as either joint operations or joint ventures. The classification depends on the contractual rights and obligations of each investor, rather than the legal structure of the joint arrangement. The Group has a joint venture.

Joint ventures

Interests in joint ventures are accounted for using the equity method (see Note 2.3.4 below), after initially being recognised at cost in the consolidated statement of financial position.

2.3.4 Equity method

Under the equity method of accounting, the investments are initially recognised at cost and adjusted thereafter to recognise the Group's share of the post-acquisition profits or losses of the investee in profit or loss, and the Group's share of movements in other comprehensive income of the investee in other comprehensive income. Dividends received or receivable from associates and joint ventures are recognised as a reduction in the carrying amount of the investment.

Where the Group's share of losses in an equity-accounted investment equals or exceeds its interest in the entity, including any other unsecured long-term receivables, the Group does not recognise further losses, unless it has incurred obligations or made payments on behalf of the other entity.

Unrealised gains on transactions between the Group and its associates and joint ventures are eliminated to the extent of the Group's interest in these entities. Unrealised losses are also eliminated unless the transaction provides evidence of an impairment of the asset transferred. Accounting policies of equity-accounted investees have been changed where necessary to ensure consistency with the policies adopted by the Group.

The carrying amount of equity-accounted investments is tested for impairment in accordance with the policy described in Note 2.11.

2 重要會計政策(續)

2.3 合併原則及權益會計處理(續)

2.3.5 擁有權權益變動

集團將不導致喪失控制權的非控制性權益交易視作與權益擁有者以其所有者的身份進行的交易。擁有權權益變動導致控制性與非控制性權益賬面價值的調整，以反映其於附屬公司的相關權益。非控制性權益調整數額與任何已付或已收對價之間的任何差額於本公司權益擁有人應佔權益中的獨立儲備內確認。

當本集團因喪失控制權、共同控制權或重大影響力而停止合併入賬或按權益入賬一項投資時，於主體的任何保留權益重新按公允價值計量，而賬面價值變動於損益確認。就其後入賬列作聯營公司、合營企業或金融資產的保留權益而言，該公允價值為初始賬面價值。此外，先前於其他全面收益就該主體確認的任何金額按猶如本集團已直接出售有關資產或負債的方式入賬。這意味著先前於其他全面收益確認的金額重新分類至損益或轉撥至適用香港財務報告會計準則所指明／許可的另一權益類別內。

倘於一間合營企業或聯營公司的擁有權權益減少但保留共同控制或重大影響力，則先前於其他全面收益確認的金額僅有一定比例份額重新分類至損益(如適用)。

2 MATERIAL ACCOUNTING POLICIES (continued)

2.3 Principles of consolidation and equity accounting (continued)

2.3.5 Changes in ownership interests

The Group treats transactions with non-controlling interests that do not result in loss of control as transactions with equity owners of the Group. A change in ownership interest results in an adjustment between the carrying amounts of the controlling and non-controlling interests to reflect their relative interests in the subsidiary. Any difference between the amount of the adjustment to non-controlling interests and any consideration paid or received is recognised in a separate reserve within equity attributable to owners of the Company.

When the Group ceases to consolidate or equity account for an investment because of a loss of control, joint control or significant influence, any retained interest in the entity is remeasured to its fair value with the change in carrying amount recognised in profit or loss. This fair value becomes the initial carrying amount for the purposes of subsequently accounting for the retained interest as an associate, joint venture or financial asset. In addition, any amounts previously recognised in other comprehensive income in respect of that entity are accounted for as if the Group had directly disposed of the related assets or liabilities. This may mean that amounts previously recognised in other comprehensive income are reclassified to profit or loss or transferred to another category of equity as specified/ permitted by applicable HKFRS Accounting Standards.

If the ownership interest in a joint venture or an associate is reduced but joint control or significant influence is retained, only a proportionate share of the amounts previously recognised in other comprehensive income are reclassified to profit or loss where appropriate.

綜合財務報表附註(續)

Notes to the Consolidated Financial Statements (Continued)

(金額單位為人民幣千元(除非另有說明))

(All amounts in RMB thousands unless otherwise stated)

2 重要會計政策(續)

2.4 業務合併

本集團採用購買會計法將所有業務合併入賬，不論是否已購買權益工具或其他資產。購買一間附屬公司轉讓的對價包括：

- 所轉讓資產的公允價值，
- 被收購業務之前擁有人所產生負債，
- 本集團已發行股本權益，
- 或有對價安排所產生任何資產或負債的公允價值，及
- 附屬公司任何先前存在的股本權益的公允價值。

在業務合併中所購買的可識別資產以及所承擔的負債及或有負債，首先以其於購買日期的公允價值計量(少數例外情況除外)。本集團以個別收購基準，按公允價值或按非控制性權益所佔被收購主體可識別資產淨值的比例確認於被收購主體的任何非控制性權益。

購買相關成本在產生時支銷。

下列各項：

- 所轉讓對價，
- 被收購主體的任何非控制性權益金額，及
- 於被收購主體先前的任何股本權益於收購日期的公允價值，

超出所收購可識別資產淨值的公允價值時，其差額以商譽列賬。倘該等款項低於所收購業務的可識別資產淨值的公允價值，則差額將直接於損益中確認為議價購買。

2 MATERIAL ACCOUNTING POLICIES (continued)

2.4 Business combinations

The acquisition method of accounting is used to account for all business combinations, regardless of whether equity instruments or other assets are acquired. The consideration transferred for the acquisition of a subsidiary comprises the:

- fair values of the assets transferred,
- liabilities incurred to the former owners of the acquired business,
- equity interests issued by the Group,
- fair value of any asset or liability resulting from a contingent consideration arrangement; and
- fair value of any pre-existing equity interest in the subsidiary.

Identifiable assets acquired and liabilities and contingent liabilities assumed in a business combination are, with limited exceptions, measured initially at their fair values at the acquisition date. The Group recognises any non-controlling interest in the acquired entity on an acquisition-by-acquisition basis either at fair value or at the non-controlling interest's proportionate share of the acquired entity's net identifiable assets.

Acquisition-related costs are expensed as incurred.

The excess of the

- consideration transferred,
- amount of any non-controlling interest in the acquired entity; and
- acquisition-date fair value of any previous equity interest in the acquired entity,

Over the fair value of the net identifiable assets acquired is recorded as goodwill. If those amounts are less than the fair value of the net identifiable assets of the business acquired, the difference is recognised directly in profit or loss as a bargain purchase.

2 重要會計政策(續)

2.4 業務合併(續)

倘現金對價的任何部分的結算延期，則未來應付數額於匯兌日折現為現值。所使用的折現率為主體的增量借款利率，即在可比較條款及條件下從獨立融資機構取得類似借款的利率。或有對價分類為權益或金融負債。分類為金融負債的金額其後將重新按公允價值計量，而公允價值變動於損益中確認。

倘業務合併分階段進行，則收購方先前持有的被收購方股本權益於收購日期的賬面價值於收購日期重新按公允價值計量。任何因該項重新計量產生的收益或虧損於損益中確認。

2.5 獨立財務報表

附屬公司投資按成本扣除減值列賬。成本包括投資的直接歸屬成本。附屬公司的業績由本公司按已收及應收股利入賬。

倘股利超過宣派股利期內附屬公司的全面收益總額，或倘在獨立財務報表的投資賬面價值超過綜合財務報表中被投資公司資產淨值(包括商譽)的賬面價值，則必須對附屬公司投資作減值測試。

2.6 分部報告

經營分部按照向首席經營決策者提供的內部報告貫徹一致的方式報告。首席經營決策者負責分配資源及評估經營分部表現，已獲確定為作出策略決策的本公司指導委員會。

2 MATERIAL ACCOUNTING POLICIES (continued)

2.4 Business combinations (continued)

Where settlement of any part of cash consideration is deferred, the amounts payable in the future are discounted to their present value as at the date of exchange. The discount rate used is the entity's incremental borrowing rate, being the rate at which a similar borrowing could be obtained from an independent financier under comparable terms and conditions. Contingent consideration is classified either as equity or a financial liability. Amounts classified as a financial liability are subsequently remeasured to fair value with changes in fair value recognised in profit or loss.

If the business combination is achieved in stages, the acquisition date carrying value of the acquirer's previously held equity interest in the acquiree is remeasured to fair value at the acquisition date. Any gains or losses arising from such remeasurement are recognised in profit or loss.

2.5 Separate financial statements

Investments in subsidiaries are accounted for at cost less impairment. Cost includes direct attributable costs of investment. The results of subsidiaries are accounted for by the Company on the basis of dividend received and receivable.

Impairment testing of the investments in subsidiaries is required upon receiving dividends from these investments if the dividend exceeds the total comprehensive income of the subsidiary in the period the dividend is declared or if the carrying amount of the investment in the separate financial statements exceeds the carrying amount in the consolidated financial statements of the investee's net assets including goodwill.

2.6 Segment reporting

Operating segments are reported in a manner consistent with the internal reporting provided to the chief operating decision-maker. The chief operating decision-maker, who is responsible for allocating resources and assessing performance of the operating segments, has been identified as the steering committee that makes strategic decisions.

綜合財務報表附註(續)

Notes to the Consolidated Financial Statements (Continued)

(金額單位為人民幣千元(除非另有說明))

(All amounts in RMB thousands unless otherwise stated)

2 重要會計政策(續)

2.7 外幣折算

2.7.1 功能及列報貨幣

本集團每個主體的財務報表所列項目均以該主體經營所在的主要經濟環境的貨幣計量(「功能貨幣」)。綜合財務報表以人民幣列報，人民幣為本公司的功能貨幣及列報貨幣。

2.7.2 交易及結餘

外幣交易採用交易日的匯率換算為功能貨幣。結算此等交易產生的匯兌利得和損失以及將外幣計值的貨幣資產和負債以年終匯率折算產生的匯兌利得和損失在損益中確認。

匯兌損益在損益中「其他收益／虧損 — 淨額」中列示。

按公允價值計量的外幣非貨幣性項目，採用公允價值確定日的匯率換算。按公允價值列賬的資產及負債的換算差額乃作為公允價值利得或損失的一部分列報。例如，非貨幣性資產及負債(例如以公允價值計量且其變動計入損益的權益)的折算差額列報為公允價值利得和損失的一部份。非貨幣性資產(例如分類為以公允價值計量且其變動計入其他全面收益的金融資產的權益)的折算差額包括在其他全面收益中。

2 MATERIAL ACCOUNTING POLICIES (continued)

2.7 Foreign currency translation

2.7.1 Functional and presentation currency

Items included in the financial statements of each of the Group's entities are measured using the currency of the primary economic environment in which the entity operates ("the functional currency"). The consolidated financial statements are presented in RMB, which is the Company's functional and presentation currency.

2.7.2 Transactions and balances

Foreign currency transactions are translated into the functional currency using the exchange rates at the dates of the transactions. Foreign exchange gains and losses resulting from the settlement of such transactions and from the translation of monetary assets and liabilities denominated in foreign currencies at year end exchange rates are generally recognised in profit or loss.

Foreign exchange gains and losses are presented in profit or loss on a net basis within "other gains/losses — net".

Non-monetary items that are measured at fair value in a foreign currency are translated using the exchange rates at the date when the fair value was determined. Translation differences on assets and liabilities carried at fair value are reported as part of the fair value gain or loss. For example, translation differences on non-monetary assets and liabilities such as equities held at fair value through profit or loss are recognised in profit or loss as part of the fair value gain or loss and translation differences on non-monetary assets such as equities classified as financial assets at fair value through other comprehensive income are recognised in other comprehensive income.

2 重要會計政策(續)

2.7 外幣折算(續)

2.7.3 集團公司

其功能貨幣與本集團的列報貨幣不同的所有集團內的主體(當中沒有惡性通貨膨脹經濟的貨幣)的業績和財務狀況按如下方法換算為列報貨幣：

- 每份列報的資產負債表內的資產和負債按該資產負債表日期的收市匯率換算；
- 每份損益表和全面收益表內的收益和費用按平均匯率換算(除非此匯率並不代表交易日期匯率的累計影響的合理約數，在此情況下，收支項目按交易日期的匯率換算)；及
- 所有由此產生的匯兌差額在其他全面收益中確認。

購買境外主體產生的商譽及公允價值調整視為該境外主體的資產和負債，並按期末匯率換算。產生的匯兌差額在其他全面收益中入賬。

2 MATERIAL ACCOUNTING POLICIES (continued)

2.7 Foreign currency translation (continued)

2.7.3 Group companies

The results and financial position of Group entities (none of which has the currency of a hyperinflationary economy) that have a functional currency different from the presentation currency are translated into the presentation currency as follows:

- assets and liabilities for each balance sheet presented are translated at the closing rate at the date of that balance sheet;
- income and expenses for each statement of profit or loss and statement of comprehensive income are translated at average exchange rates (unless this is not a reasonable approximation of the cumulative effect of the rates prevailing on the transaction dates, in which case income and expenses are translated at the dates of the transactions); and
- all resulting exchange differences are recognised in other comprehensive income.

Goodwill and fair value adjustments arising on the acquisition of a foreign entity are treated as assets and liabilities of the foreign entity and translated at the closing rate. Currency translation differences arising are recognised in other comprehensive income.

綜合財務報表附註(續)

Notes to the Consolidated Financial Statements (Continued)

(金額單位為人民幣千元(除非另有說明))

(All amounts in RMB thousands unless otherwise stated)

2 重要會計政策(續)

2.8 物業、廠房和設備

物業、廠房和設備按歷史成本減累計折舊和任何減值虧損列賬。歷史成本包括購買該等項目直接應佔的開支。

後續成本只有在很可能為本集團帶來與該項目有關的未來經濟利益，而該項目的成本能可靠計量時，才包括在資產的賬面價值或確認為一項單獨資產(按適用)。作為獨立資產入賬的任何組件的賬面價值於被更換時終止確認。所有其他維修費用在產生的報告期間內於損益內支銷。

折舊按下列估計可使用年期以直線法計算，將其成本按成本0% — 5%扣除其殘餘價值進行攤銷：

— 樓宇	20至30年
— 設備及機器	5至10年
— 燃氣管道	16至30年
— 辦公設備及車輛	3至8年

資產的剩餘價值及可使用年期在每個報告日進行檢討，及在適當時調整。

若資產的賬面價值高於其估計可收回價值，其賬面價值即時撇減至可收回金額(附註2.11)。

處置利得與損失由比較處置收益與賬面價值釐定，並計入損益。

2 MATERIAL ACCOUNTING POLICIES (continued)

2.8 Property, plant and equipment

Property, plant and equipment are stated at historical cost less accumulated depreciation and impairment losses. Historical cost includes expenditure that is directly attributable to the acquisition of the items.

Subsequent costs are included in the asset's carrying amount or recognised as a separate asset, as appropriate, only when it is probable that future economic benefits associated with the item will flow to the Group and the cost of the item can be measured reliably. The carrying amount of any component accounted for as a separate asset is derecognised when replaced. All other repairs and maintenance are charged to profit or loss during the reporting period in which they are incurred.

Depreciation is calculated using the straight-line method to allocate their cost, net of their residual values at a range of 0% — 5% of the cost, over their estimated useful lives, as follows:

— Buildings	20 — 30 years
— Equipment and machinery	5 — 10 years
— Gas pipelines	16 — 30 years
— Office equipment and motor vehicles	3 — 8 years

The assets' residual values and useful lives are reviewed, and adjusted if appropriate, at the end of each reporting period.

An asset's carrying amount is written down immediately to its recoverable amount if the asset's carrying amount is greater than its estimated recoverable amount (Note 2.11).

Gains and losses on disposals are determined by comparing proceeds with carrying amount. These are included in profit or loss.

2 重要會計政策(續)

2.8 物業、廠房和設備(續)

在建工程指未建成或待裝置的樓宇、燃氣管道及機器，按成本入賬。成本包括樓宇建設成本、廠房及機器成本。直至有關資產落成及可作擬定用途之前，在建工程不作折舊撥備。當資產可投入使用时，成本即轉入不動產、廠房及設備並按上述政策折舊。

2.9 投資物業

投資物業，主要為完全擁有辦公樓宇，持有為獲得長期租金收益且並非由本集團佔用。投資物業初步按成本確認，其後按成本減累計折舊和累計減值虧損入賬(如適用)。

資產成本在其25年使用壽命中按照直線法計提折舊至其剩餘價值。

資產的剩餘價值及可使用年期在每個報告日進行檢討，及在適當時調整。

處置利得與損失由比較處置收益與賬面價值釐定。利得與損失將包含在損益內「其他收益／虧損 — 淨額」中確認。

如投資物業轉作自用，該物業將重新分類為物業、廠房和設備而其於重新分類當日的賬面價值就會計目的而言將變為成本。

如物業、廠房和設備用途發生變更，符合投資物業定義時，轉換為投資物業不會改變物業、廠房和設備的賬面價值，亦不會改變資產的成本計量模式和披露。

2 MATERIAL ACCOUNTING POLICIES (continued)

2.8 Property, plant and equipment (continued)

Construction-in-progress (“CIP”) represents buildings, gas pipelines and equipment and machinery under construction or pending installation and is stated at cost. Cost includes the costs of construction of buildings and costs of plant and machinery. No provision for depreciation is made on CIP until such time as the relevant assets are completed and ready for intended use. When the assets concerned are brought into use, the costs are transferred to property, plant and equipment and depreciated in accordance with the policy as stated above.

2.9 Investment properties

Investment properties, principally freehold office buildings, are held for rental yields and are not occupied by the Group. Investment properties are initially recognised at cost and subsequently carried at cost less accumulated depreciation and impairment losses, if any.

Depreciation is calculated using the straight-line method to write-off the cost of the assets to their residual values over their estimated useful lives of 25 years.

The assets’ residual values and useful lives are reviewed and adjusted, if appropriate, at the end of each reporting period.

Gains and losses on disposals are determined by comparing proceeds with carrying amounts. These are recorded within “other gains/losses — net” in profit or loss.

If an investment property becomes owner-occupied, it is reclassified as property, plant and equipment, and its carrying amount at the date of reclassification becomes its cost for accounting purposes.

If an item of property, plant and equipment becomes an investment property because its use has changed, the transfer does not change the carrying amount of the property transferred, nor does it change the cost of that property for measurement or disclosure purposes.

綜合財務報表附註(續)

Notes to the Consolidated Financial Statements (Continued)

(金額單位為人民幣千元(除非另有說明))

(All amounts in RMB thousands unless otherwise stated)

2 重要會計政策(續)

2.10 無形資產

(a) 商譽

商譽產生自收購附屬公司，並相當於所轉讓對價，被收購方的非控制性權益金額以及享有的被收購方過往的權益在收購日的公允價值超過本集團獲得的被收購方的可辨認淨資產公允價值的數額。

就減值測試而言，在業務合併中購入的商譽會分配至預期可從合併中獲取協同利益的每個現金產出單元或現金產出單元組。商譽被分配的每個單元或單元組指在主體內商譽被監控作內部管理用途的最底層次。本集團在經營分部的層級對商譽進行監控。

對商譽的減值檢討每年進行，或如事件或情況轉變顯示可能存在減值，則更頻密地檢討。包含商譽的現金產出單元的賬面價值與可收回數額(使用價值與公允價值減處置成本較高者)比較。任何減值須即時確認及不得在之後期間撥回。

(b) 城市管道網絡及加氣站經營權

城市管道網絡及加氣站經營權指在中國境內若干城市或地區的天然氣分銷權，並按成本減累計攤銷及減值虧損(如有)列賬。收購經營權產生的成本在資產支出並在估計可使用年限(10 — 50年)內以直線法進行攤銷。

2 MATERIAL ACCOUNTING POLICIES (continued)

2.10 Intangible assets

(a) Goodwill

Goodwill arises on the acquisition of subsidiaries represents the excess of the consideration transferred, the amount of any non-controlling interest in the acquirees and the acquisition date fair value of any previous equity interest in the acquirees over the fair value of the identified net assets acquired.

For the purpose of impairment testing, goodwill acquired in a business combination is allocated to each of the cash-generating units (“CGUs”), or groups of CGUs, that is expected to benefit from the synergies of the combination. Each unit or group of units to which the goodwill is allocated represents the lowest level within the entity at which the goodwill is monitored for internal management purposes. Goodwill is monitored at the operating segment level.

Goodwill impairment reviews are undertaken annually or more frequently if events or changes in circumstances indicate a potential impairment. The carrying value of the CGU containing the goodwill is compared to the recoverable amount, which is the higher of value in use and the fair value less costs of disposal. Any impairment is recognised immediately as an expense and is not subsequently reversed.

(b) Operating rights for city pipeline network and gas station

Operating rights for city pipeline network and gas station represent the rights for distribution of gas in certain cities or districts in the PRC, and are stated at cost less accumulated amortisation and impairment losses, if any. The cost incurred for the acquisition of operating rights is capitalised and amortised on a straight-line basis over their estimated useful lives (10 — 50 years).

2 重要會計政策(續)**2.10 無形資產(續)****(c) 電腦軟件**

購入的電腦軟件許可證按購入和導致使用該特定軟件而產生的成本為基準作資本化處理。此等成本在其估計可使用年限內(3 — 5年)攤銷。

(d) 網絡

在業務合併中購入的管道燃氣分銷網絡以購買日的公允價值列賬。網絡後續按成本減累計攤銷及減值虧損(如適用)計量。攤銷按其估計可使用年期25 — 30年以直線法計算在成本中支銷。

(e) 客戶合約關係

在業務合併中購入的客戶合約關係按購買日的公允價值列賬。客戶合約關係有限定的可使用年期，並按成本減累計攤銷列賬。攤銷利用直線法分攤至客戶關係預計可使用年期(23 — 25年)計算，客戶合約關係預計可使用年期由購買合約中約定的時間長度結合管理層對續約可能性的評估來決定。

2 MATERIAL ACCOUNTING POLICIES (continued)**2.10 Intangible assets (continued)****(c) Computer software**

Acquired computer software licenses are capitalised on the basis of the costs incurred to acquire and bring to use the specific software. These costs are amortised over their estimated useful lives (3 — 5 years).

(d) Network

Network acquired in a business combination is the distribution network of pipelined gas and is recognised at fair value at the acquisition date. The network is carried at cost less accumulated amortisation and impairment losses, if any. Amortisation is calculated using the straight-line method to allocate the cost over the estimated lives (25 — 30 years).

(e) Contractual customer relationships

Contractual customer relationships acquired in a business combination are recognised at fair value at the acquisition date. The contractual customer relations have a finite useful life and are carried at cost less accumulated amortisation. Amortisation is calculated using the straight-line method over their estimated useful lives (23 — 25 years) which are determined by the length of the adjusted lengths based on the existing sales contracts with its customers while taking into account the possibility of renewals by the management.

綜合財務報表附註(續)

Notes to the Consolidated Financial Statements (Continued)

(金額單位為人民幣千元(除非另有說明))

(All amounts in RMB thousands unless otherwise stated)

2 重要會計政策(續)

2.11 非金融資產減值

使用壽命不限定的商譽及無形資產毋須攤銷，但每年進行減值測試，或當有事件出現或情況變動顯示可能出現減值時，進行更頻密減值測試。其他資產於有事件出現或情況變動顯示賬面價值可能無法收回時進行減值測試。就資產賬面價值超出其可收回金額的金額確認減值虧損。可收回金額以資產的公允價值扣除銷售成本或使用價值兩者之間較高者為準。於評估減值時，資產將按可獨立識別的現金流入的最低層次分組，該現金流入與其他資產或資產組合(現金產出單元)的現金流入很大程度的獨立開來。出現減值的非金融資產(商譽除外)會於每個報告期末就撥回減值的可能性進行檢討。

2.12 投資及其他金融資產

2.12.1 分類

本集團按以下計量類別對金融資產進行分類：

- 後續以公允價值計量(且其變動計入其他全面收益或損益)的金融資產；及
- 以攤銷成本計量的金融資產。

該分類取決於主體管理金融資產的業務模式以及該資產的合約現金流量特徵。

2 MATERIAL ACCOUNTING POLICIES (continued)

2.11 Impairment of non-financial assets

Goodwill and intangible assets that have an indefinite useful life are not subject to amortisation and are tested annually for impairment, or more frequently if events or changes in circumstances indicate that they might be impaired. Other assets are tested for impairment whenever events or changes in circumstances indicate that the carrying amount may not be recoverable. An impairment loss is recognised for the amount by which the asset's carrying amount exceeds its recoverable amount. The recoverable amount is the higher of an asset's fair value less costs to sell and value in use. For the purposes of assessing impairment, assets are grouped at the lowest levels for which there are separately identifiable cash inflows which are largely independent of the cash inflows from other assets or groups of assets (CGUs). Non-financial assets other than goodwill that suffered an impairment are reviewed for possible reversal of the impairment at the end of each reporting period.

2.12 Investments and other financial assets

2.12.1 Classification

The Group classifies its financial assets in the following measurement categories:

- those to be measured subsequently at fair value (either through other comprehensive income or through profit or loss); and
- those to be measured at amortised cost.

The classification depends on the entity's business model for managing the financial assets and the contractual terms of the cash flows.

2 重要會計政策(續)

2.12 投資及其他金融資產(續)

2.12.1 分類(續)

對於以公允價值計量的金融資產，其利得和損失計入損益或其他全面收益。對於非交易性的權益工具投資，其利得和損失的計量將取決於本集團在初始確認時是否作出不可撤銷的選擇而將其指定為以公允價值計量且其變動計入其他全面收益。

僅當管理該等資產的業務模式發生變化時，本集團才對債權投資進行重分類。

2.12.2 確認和終止確認

常規方式購買及出售的金融資產於交易日確認。交易日是指本集團承諾購買或出售資產的日期。當收取金融資產現金流量的權利已到期或已轉讓，且本集團已經轉移了金融資產所有權上幾乎所有的風險和報酬，金融資產即終止確認。

2.12.3 計量

對於不被分類為以公允價值計量且其變動計入損益的金融資產，本集團以其公允價值加上可直接歸屬於獲得該項金融資產的交易費用進行初始確認。與以公允價值計量且其變動計入損益的金融資產相關的交易費用計入損益。

對於包含嵌入式衍生工具的金融資產，本集團對整個合約考慮其現金流量是否僅代表對本金和利息的支付。

2 MATERIAL ACCOUNTING POLICIES (continued)

2.12 Investments and other financial assets (continued)

2.12.1 Classification (continued)

For assets measured at fair value, gains and losses will either be recorded in profit or loss or other comprehensive income. For investments in equity instruments that are not held for trading, this will depend on whether the Group has made an irrevocable election at the time of initial recognition to account for the equity investment at fair value through other comprehensive income.

The Group reclassifies debt investments when and only when its business model for managing those assets changes.

2.12.2 Recognition and derecognition

Regular way purchases and sales of financial assets are recognised on trade-date, the date on which the Group commits to purchase or sell the asset. Financial assets are derecognised when the rights to receive cash flows from the financial assets have expired or have been transferred and the Group has transferred substantially all the risks and rewards of ownership.

2.12.3 Measurement

At initial recognition, the Group measures a financial asset at its fair value plus, in the case of a financial asset not at fair value through profit or loss, transaction costs that are directly attributable to the acquisition of the financial asset. Transaction costs of financial assets carried at fair value through profit or loss are expensed in profit or loss.

Financial assets with embedded derivatives are considered in their entirety when determining whether their cash flows are solely payment of principal and interest.

綜合財務報表附註(續)

Notes to the Consolidated Financial Statements (Continued)

(金額單位為人民幣千元(除非另有說明))

(All amounts in RMB thousands unless otherwise stated)

2 重要會計政策(續)

2.12 投資及其他金融資產(續)

2.12.3 計量(續)

債務工具

債務工具的後續計量取決於本集團管理該資產的業務模式以及該資產的現金流量特徵。本集團將債務工具分為以下三種計量類別：

- 以攤銷成本計量：對於持有以收取合約現金流量的資產，如果合約現金流量僅代表對本金和利息的支付，則該資產以攤銷成本計量。該等金融資產的利息收入以實際利率法計算，計入財務收益。終止確認時產生的利得或損失直接計入損益，並與匯兌利得和損失一同列示在「其他收益／虧損 — 淨額」中。
- 以公允價值計量且其變動計入其他全面收益：對於業務模式為持有以收取現金流量及出售的金融資產，如果該資產的現金流量僅代表對本金和利息的支付，則該資產被分類為以公允價值計量且其變動計入其他全面收益。除減值利得或虧損、利息收入以及匯兌利得和損失計入損益外，賬面價值的變動計入其他全面收益。該等金融資產終止確認時，之前計入其他全面收益的累計利得或損失從權益重分類至損益中，並計入「其他收益／虧損 — 淨額」。該等金融資產的利息收入以實際利率法計算，計入財務收益。匯兌損益在「其他收益／虧損 — 淨額」中列示。

2 MATERIAL ACCOUNTING POLICIES (continued)

2.12 Investments and other financial assets (continued)

2.12.3 Measurement (continued)

Debt instruments

Subsequent measurement of debt instruments depends on the Group's business model for managing the asset and the cash flow characteristics of the asset. There are three measurement categories into which the Group classifies its debt instruments:

- Amortised cost: Assets that are held for collection of contractual cash flows where those cash flows represent solely payments of principal and interest are measured at amortised cost. Interest income from these financial assets is included in finance income using the effective interest rate method. Any gain or loss arising on derecognition is recognised directly in profit or loss and presented in "other gains/losses — net" together with foreign exchange gains and losses.
- Fair value through other comprehensive income: Assets that are held for collection of contractual cash flows and for selling the financial assets, where the assets' cash flows represent solely payments of principal and interest, are measured at fair value through other comprehensive income. Movements in the carrying amount are taken through other comprehensive income, except for the recognition of impairment gains or losses, interest income and foreign exchange gains and losses which are recognised in profit or loss. When the financial asset is derecognised, the cumulative gain or loss previously recognised in other comprehensive income is reclassified from equity to profit or loss and recognised in "other gains/losses — net". Interest income from these financial assets is included in finance income using the effective interest rate method. Foreign exchange gains and losses are presented in "other gains/losses — net".

2 重要會計政策(續)

2.12 投資及其他金融資產(續)

2.12.3 計量(續)

債務工具(續)

- 以公允價值計量且其變動計入損益：不符合以攤銷成本計量或以公允價值計量且其變動計入其他全面收益標準的金融資產，被分類為以公允價值計量且其變動計入損益。對於後續以公允價值計量且其變動計入損益的債務工具，其利得或損失計入損益，並於產生期間以淨值在「財務費用 — 淨額」中列示。

權益工具

本集團以公允價值對所有權益投資進行後續計量。如果本集團管理層選擇將權益投資的公允價值利得和損失計入其他全面收益，則當終止確認該項投資時，不會將公允價值利得和損失重分類至損益。對於股利，當本集團已確立收取股利的權利時，該等投資的股利才作為其他收益而計入損益。

對於以公允價值計量且其變動計入損益的金融資產，其公允價值變動列示於損益內的「其他收益／虧損 — 淨額」中(如適用)。對於以公允價值計量且其變動計入其他全面收益的權益投資，其減值虧損(以及減值虧損轉回)不與其他公允價值變動單獨列示。

2 MATERIAL ACCOUNTING POLICIES (continued)

2.12 Investments and other financial assets (continued)

2.12.3 Measurement (continued)

Debt instruments (continued)

- Fair value through profit or loss: Assets that do not meet the criteria for amortised cost or fair value through other comprehensive income are measured at fair value through profit or loss. A gain or loss on a debt investment that is subsequently measured at fair value through profit or loss is recognised in profit or loss and presented net within “finance expenses — net” in the period in which it arises.

Equity instruments

The Group subsequently measures all equity investments at fair value. Where the Group’s management has elected to present fair value gains and losses on equity investments in other comprehensive income, there is no subsequent reclassification of fair value gains and losses to profit or loss following the derecognition of the investment. Dividends from such investments continue to be recognised in profit or loss as other income when the Group’s right to receive payments is established.

Changes in the fair value of financial assets at fair value through profit or loss are recognised in “other gains/losses — net” in profit or loss as applicable. Impairment losses (and reversal of impairment losses) on equity investments measured at fair value through other comprehensive income are not reported separately from other changes in fair value.

綜合財務報表附註(續)

Notes to the Consolidated Financial Statements (Continued)

(金額單位為人民幣千元(除非另有說明))

(All amounts in RMB thousands unless otherwise stated)

2 重要會計政策(續)

2.12 投資及其他金融資產(續)

2.12.4 減值

對於以攤銷成本計量和以公允價值計量且其變動計入其他全面收益的債務工具，本集團就其預期信用損失做出前瞻性評估。減值方法取決於其信用風險是否顯著增加。

對於應收賬款和其他應收款，本集團採用《香港財務報告準則》第9號允許的簡化方法，在初始確認時計量應收款整個存續期的預期信用損失，詳見附註3.1(b)。

2.13 抵銷金融工具

當本集團目前具有法定可執行權力可抵銷已確認金額，並有意圖按淨額基準結算或同時變現資產和結算負債時，金融資產與負債可互相抵銷，並在綜合財務狀況表報告其淨額。本集團還訂立了不符合抵銷標準但仍允許在特定情況下(例如破產或合約終止)抵銷相關款項的安排。

2 MATERIAL ACCOUNTING POLICIES (continued)

2.12 Investments and other financial assets (continued)

2.12.4 Impairment

The Group assesses on a forward looking basis the expected credit losses associated with its debt instruments carried at amortised cost and fair value through other comprehensive income. The impairment methodology applied depends on whether there has been a significant increase in credit risk.

For trade and other receivables, the Group applies the simplified approach permitted by HKFRS 9, which requires expected lifetime losses to be recognised from initial recognition of the receivables, see Note 3.1(b) for further details.

2.13 Offsetting financial instruments

Financial assets and liabilities are offset and the net amount reported in the consolidated statement of financial position where the Group currently has a legally enforceable right to offset the recognised amounts, and there is an intention to settle on a net basis or realise the asset and settle the liability simultaneously. The Group has also entered into arrangements that do not meet the criteria for offsetting but still allow for the related amounts to be set off in certain circumstances, such as bankruptcy or the termination of a contract.

2 重要會計政策(續)

2.14 財務擔保合約

財務擔保合約於提供擔保時確認為金融負債。負債最初按其公允價值計量，並隨後按以下較高者計量：

- 按《香港財務報告準則》第9號 — 「金融工具」項下的預期信用損失模型確定的金額；及
- 初步確認的金額減去(如適用)按《香港財務報告準則》第15號 — 「客戶合約收入」原則確認的累計收入。

財務擔保的公允價值由基於債務工具下要求的合約支付金額與無需保證的支付金額之間的，或與作為承擔義務應付第三方的預計金額之間的現金流量差異的現值決定。

如與聯營公司或合營企業的貸款或其他應收款有關的擔保是以免償方式提供，公允價值入賬為出資並確認為投資成本部份。

2.15 衍生金融工具

衍生工具以衍生工具合約簽訂當日的公允價值進行初始確認，後續以各報告期末的公允價值進行重新計量。衍生金融工具公允價值的公允價值變動立即計入損益，列示於損益內的「其他收益／虧損 — 淨額」中。

2 MATERIAL ACCOUNTING POLICIES (continued)

2.14 Financial guarantee contracts

Financial guarantee contracts are recognised as a financial liability at the time the guarantee is issued. The liability is initially measured at fair value and subsequently at the higher of:

- the amount determined in accordance with the expected credit loss model under HKFRS 9 *Financial Instruments*; and
- the amount initially recognised less, where appropriate, the cumulative amount of income recognised in accordance with the principles of HKFRS 15 *Revenue from Contracts with Customers*.

The fair value of financial guarantees is determined based on the present value of the difference in cash flows between the contractual payments required under the debt instrument and the payments that would be required without the guarantee, or the estimated amount that would be payable to a third party for assuming the obligations.

Where guarantees in relation to loans or other payables of associates or joint ventures are provided for no compensation, the fair values are accounted for as contributions and recognised as part of the cost of the investment.

2.15 Derivative financial instruments

Derivatives are initially recognised at fair value on the date a derivative contract is entered into and are subsequently remeasured to their fair value at the end of each reporting period. Changes in the fair value of any derivative instrument are recognised immediately in profit or loss, including in “other gains/losses — net”.

綜合財務報表附註(續)

Notes to the Consolidated Financial Statements (Continued)

(金額單位為人民幣千元(除非另有說明))

(All amounts in RMB thousands unless otherwise stated)

2 重要會計政策(續)

2.16 存貨

包括天然氣管道材料和消耗品在內的存貨按成本與可變現淨值兩者中的較低者列賬。存貨成本利用加權平均成本法釐定。可變現淨值表示存貨的估計售價減去所有完成生產和銷售所需的估計成本後所得數額。

2.17 應收賬款和其他應收款

應收賬款為在日常經營活動中就商品銷售或服務執行而應收客戶的款項。如應收賬款和其他應收款的收回預期在一年或以內(如仍在正常經營週期中,則可較長時間),其被分類為流動資產,否則分類為非流動資產。

應收賬款和其他應收款按可無條件獲得的對價金額進行初始確認,但當其包含重大融資成分時,按公允價值進行初始確認。本集團持有應收賬款和其他應收款的目的是收取合約現金流量,因此後續使用實際利率法按攤銷成本計量。有關本集團應收賬款會計法的進一步資料請參閱附註2.12,而本集團應收賬款減值政策的描述請參閱附註3.1(b)。

2.18 現金和現金等價物

在綜合現金流量表呈列中現金及現金等價物包括手頭現金、銀行通知存款、原到期為三個月或以下的其他短期高流動性投資,這些投資能轉化為可知數量的現金且同時承擔並不顯著的風險。

2 MATERIAL ACCOUNTING POLICIES (continued)

2.16 Inventories

Inventories, including materials for gas pipelines and consumables are stated at the lower of cost and net realisable value. Cost of inventories are determined using the weighted average method. Net realisable value represents the estimated selling price for inventories less all estimated costs of completion and costs necessary to make the sell.

2.17 Trade and other receivables

Trade receivables are amounts due from customers for goods sold or services performed in the ordinary course of business. If collection of trade and other receivables is expected in one year or less (or in the normal operating cycle of the business if longer), they are classified as current assets. If not, they are presented as non-current assets.

Trade and other receivables are recognised initially at the amount of consideration that is unconditional unless they contain significant financing components, when they are recognised at fair value. The Group holds the trade and other receivables with the objective to collect the contractual cash flows and therefore measures them subsequently at amortised cost using the effective interest method. See Note 2.12 for further information about the Group's accounting for trade receivables and Note 3.1(b) for a description of the Group's impairment policies.

2.18 Cash and cash equivalents

For the purpose of presentation in the consolidated statement of cash flows, cash and cash equivalents include cash in hand, deposits held at call with banks, other short-term highly liquid investments with original maturities of three months or less, that are convertible to known amounts of cash and while are subject to an insignificant risk.

2 重要會計政策(續)

2.19 股本

普通股被分類為權益。直接歸屬於發行新股或期權的新增成本在權益中列為所得款的減少。

如果任何集團公司購買公司的權益工具，例如股票回購或基於股票的支付計劃，則支付的對價，包括任何直接歸屬的增量成本(扣除所得稅)將從歸屬於公司所有者的股權中扣除而轉為庫存股，直到股票被取消或重新發行。如果此類普通股隨後重新發行，則收到的任何對價(扣除任何直接歸屬的增量交易成本和相關所得稅影響)均包含在歸屬於本公司所有者的權益中。

2.20 應付賬款和其他應付款

應付賬款為在日常經營活動中購買商品或服務而應支付的債務。如應付賬款的支付日期在一年或以內(如仍在正常經營週期中，則可較長時間)，其被分類為流動負債否則分類為非流動負債。否則該等應付賬項列為非流動負債。

應付賬款和其他應付款項以公允價值為初始確認，其後利用實際利率法按攤銷成本計量。

2 MATERIAL ACCOUNTING POLICIES (continued)

2.19 Share capital

Ordinary shares are classified as equity. Incremental costs directly attributable to the issue of new shares or options are shown in equity as a deduction from the proceeds.

Where any group company purchases the Company's equity instruments, for example as the result of a share buy-back or a share-based payment plan, the consideration paid, including any directly attributable incremental costs (net of income taxes) is deducted from equity attributable to the owners of the Company as treasury shares until the shares are cancelled or reissued. Where such ordinary shares are subsequently reissued, any consideration received, net of any directly attributable incremental transaction costs and the related income tax effects, is included in equity attributable to the owners of the Company.

2.20 Trade and other payables

Trade payables are obligations to pay for goods or services that have been acquired in the ordinary course of business from suppliers. Trade payables are classified as current liabilities if payment is due within one year or less (or in the normal operating cycle of the business if longer). If not, they are presented as non-current liabilities.

Trade and other payables are recognised initially at fair value and subsequently measured at amortised cost using the effective interest method.

綜合財務報表附註(續)

Notes to the Consolidated Financial Statements (Continued)

(金額單位為人民幣千元(除非另有說明))

(All amounts in RMB thousands unless otherwise stated)

2 重要會計政策(續)

2.21 借款

借款按公允價值並扣除產生的交易費用為初始確認。借款其後按攤銷成本列賬所得款(扣除交易成本)與贖回價值的任何差額利用實際利率法於借款期間內計入損益。

設立融資額度時支付的費用倘部份或全部融資將會很可能提取，該費用確認為貸款的交易費用。在此情況下，費用遞延至貸款提取為止。如沒有證據證明部份或全部融資額度將會很可能被提取，則該費用資本化作為流動資金服務的預付款，並按有關的融資額度期間攤銷。

除非本集團可無條件將負債的結算遞延至結算日後最少12個月，否則借款列為流動負債。

2.22 借款成本

直接歸屬於收購、建設或生產合資格資產(指必須經一段長時間處理以作其預定用途或銷售的資產)的一般及特定借款成本，加入該等資產的成本內，直至資產大致上備妥供其預定用途或銷售為止。

就特定借款，因有待合資格資產的支出而臨時投資賺取的投資收入，應自合資格資本化的借款成本中扣除。

所有其他借款成本在產生期內的損益中確認。

2 MATERIAL ACCOUNTING POLICIES (continued)

2.21 Borrowings

Borrowings are recognised initially at fair value, net of transaction costs incurred. Borrowings are subsequently carried at amortised cost; any difference between the proceeds (net of transaction costs) and the redemption value is recognised in profit or loss over the period of the borrowings using the effective interest method.

Fees paid on the establishment of loan facilities are recognised as transaction costs of the loan to the extent that it is probable that some or all of the facility will be drawn down. In this case, the fee is deferred until the draw-down occurs. To the extent there is no evidence that it is probable that some or all of the facility will be drawn down, the fee is capitalised as a pre-payment for liquidity services and amortised over the period of the facility to which it relates.

Borrowings are classified as current liabilities unless the Group has an unconditional right to defer settlement of the liability for at least 12 months after the end of the reporting period.

2.22 Borrowings costs

General and specific borrowing costs directly attributable to the acquisition, construction or production of qualifying assets, which are assets that necessarily take a substantial period of time to get ready for their intended use or sale, are added to the cost of those assets, until such time as the assets are substantially ready for their intended use or sale.

Investment income earned on the temporary investment of specific borrowings pending their expenditure on qualifying assets is deducted from the borrowing costs eligible for capitalisation.

All other borrowing costs are recognised in profit or loss in the period in which they are incurred.

2 重要會計政策(續)

2.23 當期及遞延稅項

期內所得稅開支或抵免指根據各司法權區的適用所得稅率按即期應課稅收入支付的稅項，並就暫時差異及未使用稅務虧損所致的遞延稅項資產及負債變動作出調整。

2.23.1 當期所得稅

當期所得稅支出根據本集團的各主體經營及產生應課稅收入的國家在期末已頒佈或實質上已頒佈的稅務法例計算。管理層就適用稅務法例解釋所規限的情況定期評估報稅表的狀況，並在適用情況下根據預期須向稅務機關支付的稅款設定準備。

2.23.2 遞延稅項

遞延稅項乃就用於財務報告目的之資產和負債的賬面價值與用於稅務目的之金額之間的暫時差異予以確認。遞延稅項在以下情況中不予確認：

- 在非業務合併、不影響會計損益以及應課稅利潤或損失，且不會產生等額應課稅和可抵扣暫時差異的交易中，資產或負債初始確認所產生的暫時差異；
- 與附屬公司投資、聯營公司和合營企業投資相關的暫時差異，且本集團能夠控制暫時差異轉回的時點以及該等暫時差異很可能於可預見的未來不會轉回；

2 MATERIAL ACCOUNTING POLICIES (continued)

2.23 Current and deferred tax

The income tax expense or credit for the period is the tax payable on the current period's taxable income based on the applicable income tax rate for each jurisdiction adjusted by changes in deferred tax assets and liabilities attributable to temporary differences and to unused tax losses.

2.23.1 Current income tax

The current income tax charge is calculated on the basis of the tax laws enacted or substantively enacted at the end of the reporting period in the countries where the Group's entities operate and generate taxable income. Management periodically evaluates positions taken in tax returns with respect to situations in which applicable tax regulation is subject to interpretation. It establishes provisions where appropriate on the basis of amounts expected to be paid to the tax authorities.

2.23.2 Deferred tax

Deferred tax is recognised in respect of temporary differences between the carrying amounts of assets and liabilities for financial reporting purposes and the amounts used for taxation purposes. Deferred tax is not recognised for:

- temporary differences on the initial recognition of assets or liabilities in a transaction that is not a business combination and that affects neither accounting nor taxable profit or loss and does not give rise to equal taxable and deductible temporary differences;
- temporary differences related to investment in subsidiaries, associates and joint venture to the extent that the Group is able to control the timing of the reversal of the temporary differences and it is probable that they will not reverse in the foreseeable future;

綜合財務報表附註(續)

Notes to the Consolidated Financial Statements (Continued)

(金額單位為人民幣千元(除非另有說明))

(All amounts in RMB thousands unless otherwise stated)

2 重要會計政策(續)

2.23 當期及遞延稅項(續)

2.23.2 遞延稅項(續)

- 商譽初始確認所產生的暫時差異；及
- 與為實施經濟合作與發展組織頒佈的第二支柱立案範本而已頒佈或實質上已頒佈的稅法所產生的所得稅相關的遞延稅項。

遞延稅項資產僅在未來應課稅金額將可用於利用該等暫時差異及虧損時予以確認。

對附屬公司、聯營公司及合營企業之投資產生的應課稅暫時性差異確認遞延稅項負債，但不包括本集團可以控制暫時差異的轉回時間以及暫時差異在可預見未來很可能不會轉回的遞延稅項負債。一般而言，本集團無法控制聯營公司和合營企業的暫時差異轉回。只有當有協議賦予本集團有能力控制暫時差異的轉回時，與聯營公司和合營企業未分配利潤產生的應課稅暫時差異相關的遞延稅項負債才不予確認。

遞延稅項資產及負債在有合法可執行權益以抵銷當期稅務資產和負債，以及當遞延稅項結餘乃關於同一稅務機構時予以抵銷。倘主體有可依法強制執行抵銷權利且有意按淨值基準清償或同時變現資產及清償負債時，則當期稅務資產與稅務負債抵銷。

當期及遞延稅項於損益中確認，惟有關於其他全面收益或直接於權益確認的項目除外。在該情況下，稅項亦分別在其他全面收益或直接於權益中確認。

2 MATERIAL ACCOUNTING POLICIES (continued)

2.23 Current and deferred tax (continued)

2.23.2 Deferred tax (continued)

- taxable temporary differences arising on the initial recognition of goodwill; and
- those related to the income taxes arising from tax laws enacted or substantively enacted to implement the Pillar Two model rules published by the Organisation for Economic Co-operation and Development.

Deferred tax assets are recognised only if it is probable that future taxable amounts will be available to utilise those temporary differences and losses.

Deferred tax liabilities are provided on taxable temporary differences arising from investments in subsidiaries, associates and joint ventures, except for deferred income tax liability where the timing of the reversal of the temporary difference is controlled by the Group and it is probable that the temporary difference will not reverse in the foreseeable future. Generally the Group is unable to control the reversal of the temporary difference for associates and joint ventures. Only when there is an agreement in place that gives the Group the ability to control the reversal of the temporary difference in the foreseeable future, deferred tax liability in relation to taxable temporary differences arising from the associates' and joint ventures' undistributed profits is not recognised.

Deferred tax assets and liabilities are offset when there is a legally enforceable right to offset current tax assets and liabilities and when the deferred taxes balances relate to the same taxation authority. Current tax assets and tax liabilities are offset where the entity has a legally enforceable right to offset and intends either to settle on a net basis, or to realise the asset and settle the liability simultaneously.

Current and deferred tax is recognised in profit or loss, except to the extent that it relates to items recognised in other comprehensive income or directly in equity. In this case, the tax is also recognised in other comprehensive income or directly in equity, respectively.

2 重要會計政策(續)

2.24 僱員福利

(a) 退休金債務

本集團位於中國境內之附屬公司每月向中國政府管理的多個定額供款退休計劃供款。該等計畫需要供款時於損益列為支銷。本集團的供款責任乃根據僱員薪酬若干百分比計算。

(b) 住房福利及其他福利

本集團位於中國境內之附屬公司的全職僱員可參與多個由政府資助的住房及其他福利基金。本集團根據僱員薪酬若干百分比每月向該等基金供款。本集團有關該等基金的責任僅限於各期應付的供款。

2.25 以股份為基礎的支付

(a) 權益結算的以股份為基礎的支付

本集團設有一項以權益結算、以股份為基礎的報酬計劃，根據該等計劃，主體收取僱員的服務以作為本集團權益工具(期權)的對價。僱員為換取獲授予期權而提供服務的公允價值確認為費用。將作為費用的總金額參考授予期權的公允價值釐定：

- 包括任何市場業績條件(例如主體的股價)；
- 不包括任何服務和非市場業績可行權條件(例如盈利能力、銷售增長目標和僱員在某特定時期內留任主體)的影響；及
- 包括任何非可行權條件(例如規定僱員儲蓄或在一段指定期間內持有股份)的影響。

2 MATERIAL ACCOUNTING POLICIES (continued)

2.24 Employee benefits

(a) Pension obligations

The Group's subsidiaries in the PRC contribute on a monthly basis to various defined contribution retirement schemes managed by the PRC Government. The contributions to the schemes are charged to profit or loss as and when incurred. The Group's obligations are determined at a certain percentage of the salaries of the employees.

(b) Housing fund and other benefits

All full-time employees of the Group's subsidiaries in the PRC are entitled to participate in various government-sponsored housing and other benefits funds. The Group contributes on a monthly basis to these funds based on certain percentages of the salaries of the employees. The Group's liability in respect of these funds is limited to the contributions payable in each period.

2.25 Share-based payments

(a) Equity-settled share-based payment transactions

The Group operates an equity-settled, share-based compensation plan, under which the entity receives services from employees as consideration for equity instruments (options) of the Group. The fair value of the employee services received in exchange for the grant of the options is recognised as an expense. The total amount to be expensed is determined by reference to the fair value of the options granted:

- including any market performance conditions (for example, an entity's share price);
- excluding the impact of any service and non-market performance vesting conditions (for example, profitability, sales growth targets and remaining an employee of the entity over a specified time period); and
- including the impact of any non-vesting conditions (for example, the requirement for employees to save or holding shares for a specified period of time).

綜合財務報表附註(續)

Notes to the Consolidated Financial Statements (Continued)

(金額單位為人民幣千元(除非另有說明))

(All amounts in RMB thousands unless otherwise stated)

2 重要會計政策(續)

2.25 以股份為基礎的支付(續)

(a) 權益結算的以股份為基礎的支付(續)

在每個報告期末，本集團依據服務條件修訂其對預期可行權的期權數目的估計。本集團在損益中確認對原估算修訂(如有)的影響，並對權益作出相應調整。

此外，在某些情況下，僱員可能在授出日期之前提供服務，因此授出日期的公允價值就確認服務開始期與授出日期之間內的開支作出估計。

在期權行使時，本公司發行新股。收取的所得款扣除所有直接歸屬交易成本後計入股本(和股份溢價)。

(b) 集團內以股份為基礎的交易

本公司向集團附屬公司的僱員授予其權益工具的期權，被視為資本投入。收取僱員服務的公允價值，參考授出日的公允價值計量，並在等待期內確認，作為對附屬公司投資的增加，並相應對母公司賬目的權益貸記。

2 MATERIAL ACCOUNTING POLICIES (continued)

2.25 Share-based payments (continued)

(a) Equity-settled share-based payment transactions (continued)

At the end of each reporting period, the Group revises its estimates of the number of options that are expected to vest based on the service conditions. It recognises the impact of the revision to original estimates, if any, in profit or loss, with a corresponding adjustment to equity.

In addition, in some circumstances employees may provide services in advance of the grant date and therefore the grant date fair value is estimated for the purposes of recognising the expense during the period between service commencement period and grant date.

When the options are exercised, the Company issues new shares. The proceeds received net of any directly attributable transaction costs are credited to share capital (and share premium).

(b) Share-based payment transactions among Group entities

The grant by the Company of options over its equity instruments to the employees of subsidiary undertakings in the Group is treated as a capital contribution. The fair value of employee services received, measured by reference to the grant date fair value, is recognised over the vesting period as an increase to investment in subsidiary undertakings, with a corresponding credit to equity in the parent entity accounts.

2 重要會計政策(續)

2.26 收入確認

本集團的收入主要來自燃氣銷售業務和工程安裝及服務，在商品的控制權或服務轉移至客戶時確認收入。根據合約條款和適用法律規定，商品控制權和服務的轉移可以在一段時間內或在某個時間點進行。若本集團在履約過程中符合下列條件，則商品和服務控制權的轉移是在一段時間內進行：

- 提供所有由客戶同時收到且消耗的利益；
- 本集團於履約時創建並提升由客戶控制的資產；
- 沒有產生對本集團有替代用途的資產，且本集團具有強制執行權以收回迄今已完成履約部份的款項。

如果商品和服務的控制權轉移在一時間內進行，則收入乃經參考完成履約義務的進度於整個合約期內確認。否則，收入在客戶獲得商品和服務控制權的時間點確認。

計量完成履約責任的進度乃根據本集團為完成履約義務所作的努力或投入，參考截至報告期末發生的合約成本佔每份合約估計總成本的百分比進行計量。

收入按已收或應收對價的公允價值計量，按轉移至客戶的商品和服務的應收款項扣除增值稅後的金額列示。

收入於就本集團活動滿足特定條件特定條件時確認，詳情概述如下：

2 MATERIAL ACCOUNTING POLICIES (continued)

2.26 Revenue recognition

The Group derives its revenue primarily from sales of gas and engineering construction service. Revenue is recognised when or as the control of the goods or services is transferred to the customer. Depending on the terms of the contract and the laws applicable, control of the goods and services may be transferred over time or at a point in time. Control of the goods or services is transferred over time if the Group's performance:

- provides all of the benefits received and consumed simultaneously by the customer;
- creates and enhances an asset that the customer controls as the Group performs;
- do not create an asset with an alternative use of the Group and the Group has an enforceable right to payment for performance completed to date.

If control of the goods and services transfers over time, revenue is recognised over the period of the contract by reference to the progress towards complete satisfaction of that performance obligation. Otherwise, revenue is recognised at a point in time when the customer obtains control of the goods and services.

The progress towards complete satisfaction of the performance obligation is measured based on the Group's efforts or inputs to the satisfaction of the performance obligation, by reference to the contract costs incurred up to the end of reporting period as a percentage of total estimated costs for each contract.

Revenue is measured at the fair value of the consideration received or receivable, and represents amount receivable for the goods and services transferred to the customers stated net of value added taxes.

Revenue is recognised when specific criteria have been met for the Group's activity described below:

綜合財務報表附註(續)

Notes to the Consolidated Financial Statements (Continued)

(金額單位為人民幣千元(除非另有說明))

(All amounts in RMB thousands unless otherwise stated)

2 重要會計政策(續)

2.26 收入確認(續)

(a) 工程安裝及服務

工程安裝及服務收入包含燃氣管道工程安裝和工程建設服務，參考投入法完成特定交易在一段時間內確認收入。參考已發生成本相對於總成本來確定完成進度。本集團只有在能夠合理衡量其已完成履約責任之進度的情況下，方按時間確認收入。然而，如果本集團不能合理地計量結果，但預期能夠收回履行義務所產生的成本，則按所產生的成本為限確認收入。

如果情況發生變化，對收入、成本或完成進度的估計將進行修訂。任何預計收入或成本的增加或減少，都反映在管理層知悉需要作出修訂的期間之損益內。

客戶需要根據付款計劃提前支付一定的合約金額。如果本集團提供的服務超過付款金額，則確認合約資產。如果付款超過所提供的服務，則確認合約負債。

(b) 燃氣銷售

燃氣銷售收入，包括管道燃氣、壓縮天然氣和液化天然氣，於控制權轉移給客戶時確認，通常當燃氣輸送給客戶及將所有權轉讓同時發生，並依賴於燃氣消耗的讀數。交易價格在客戶使用天然氣時即時到期應付。與尚未輸送的天然氣銷售相關的已收預付款項，在綜合財務狀況表中確認為合約負債並遞延。

2 MATERIAL ACCOUNTING POLICIES (continued)

2.26 Revenue recognition (continued)

(a) Engineering construction service

Revenue in respect of the engineering construction service, including gas pipeline connection and engineering construction, is recognised over time, by reference to completion of the specific transaction using input method which recognises revenue using costs incurred relative to total estimated costs to determine the extent of progress toward completion. The Group recognises revenue over time only if it can reasonably measure its progress toward complete satisfaction of the performance obligation. However, if the Group cannot reasonably measure the outcome but expects to recover the costs incurred in satisfying the performance obligation, then it recognises revenue to the extent of the costs incurred.

Estimates of revenues, costs or extent of progress toward completion are revised if circumstances change. Any resulting increases or decreases in estimated revenue or costs are reflected in profit or loss in the period which the circumstances that give rise to the revision become known by management.

The customers are required to pay in advance for certain contract amount based on a payment schedule. If the services rendered by the Group exceed the payment, a contract asset is recognised. If the payment exceeds the services rendered, a contract liability is recognised.

(b) Sale of gases

Revenue from the sale of gases, including pipelined gases, CNG and LNG, are recognised at the point of time when control is transferred to the customer, which generally coincides with the time when the gas is delivered to customers and title has passed, and is based on the gas consumption derived from metre readings. Payment of the transaction price is due immediately at the point the customer consumes the gas. Payments received in advance that are related to sales of natural gas not yet delivered are recognised as contract liabilities and deferred in the consolidated statement of financial position.

2 重要會計政策(續)

2.26 收入確認(續)

(c) 服務收入

服務收入為按合約提供給客戶的工程設計和諮詢服務收入，在服務提供時確認。

2.27 每股盈利

2.27.1 每股基本盈利

每股基本盈利的計算方法為：

- 將歸屬於本公司所有者的利潤(不包括普通股以外的任何服務股權成本)；
- 除以財政年度內發行在外普通股的加權平均股數計算，並就年內已發行普通股的紅股部分進行調整，亦不包括庫存股。

2.27.2 每股攤薄盈利

每股攤薄盈利調整用於確定每股基本盈利金額，並考慮：

- 與攤薄潛在普通股相關的所得稅后利息影響和其他融資成本，及
- 假設轉換所有攤薄潛在普通股后，未行使的額外普通股加權平均數。

2.28 股利收入

股利源自以公允價值計量且其變動計入其他全面收益的金融資產。當本集團已確立收取股利的權利時，股利才作為其他收益而計入損益。即使股利是從收購前利潤中支付的，這一規定仍然適用，除非股利明顯代表對部分投資成本的收回。

2 MATERIAL ACCOUNTING POLICIES (continued)

2.26 Revenue recognition (continued)

(c) Service income

Service income represents income from engineering and consulting services provided to customers and is recognised when services are rendered.

2.27 Earnings per share

2.27.1 Basic earnings per share

Basic earnings per share is calculated by dividing:

- the profit attributable to owners of the Company, excluding any costs of servicing equity other than ordinary shares;
- by the weighted average number of ordinary shares outstanding during the financial year, adjusted for bonus elements in ordinary shares issued during the year and excluding treasury shares.

2.27.2 Diluted earnings per share

Diluted earnings per share adjusts the figures used in the determination of basic earnings per share to take into account:

- the after income tax effect of interest and other financing costs associated with dilutive potential ordinary shares, and
- the weighted average number of additional ordinary shares that would have been outstanding assuming the conversion of all dilutive potential ordinary shares.

2.28 Dividend income

Dividends are received from financial assets measured at fair value through other comprehensive income. Dividends are recognised as other income in profit or loss when the right to receive payment is established. This applies even if they are paid out of pre-acquisition profits, unless the dividend clearly represents a recovery of part of the cost of an investment.

綜合財務報表附註(續)

Notes to the Consolidated Financial Statements (Continued)

(金額單位為人民幣千元(除非另有說明))

(All amounts in RMB thousands unless otherwise stated)

2 重要會計政策(續)

2.29 租賃

租賃在租賃資產可供本集團使用之日確認為使用權資產和相應負債。

合約可以包含租賃和非租賃兩個組成部分。本集團根據租賃和非租賃部分的相對獨立價格，將合約對價分攤給租賃和非租賃部分。然而，對於本集團為承租人之房地產租賃，選擇不區分租賃和非租賃部分，而是將其作為單一租賃組成部分進行處理。

租賃期限應在每項租賃的基礎上進行商談，並可能包含不同的條款和條件。租賃協議不應包含出租人持有的租賃資產的擔保利息之外的任何契約。租賃資產不得用作借款擔保。

租賃產生的資產和負債按現值進行初始計量。租賃負債包括以下租賃付款的淨現值：

- 固定付款(包括實質固定付款)扣除任何應收租賃激勵；
- 基於指數或比率的可變租賃付款額，於租賃期開始日使用該指數或比率進行初始計量；
- 本集團根據餘值擔保預計的應付金額；
- 本集團合理確定將行使的購買選擇權的行權價格；及
- 在租賃期反映出本集團將行使選擇權的情況下終止租賃的罰款金額。

當合理確定將行使續租選擇權時，租賃付款額也納入負債的計量中。

2 MATERIAL ACCOUNTING POLICIES (continued)

2.29 Leases

Leases are recognised as a right-of-use asset and a corresponding liability at the date at which the leased asset is available for use by the Group.

Contracts may contain both lease and non-lease components. The Group allocates the consideration in the contract to the lease and non-lease components based on their relative stand-alone prices. However, for leases of real estate for which the Group is a lessee, it has elected not to separate lease and non-lease components and instead accounts for these as a single lease component.

Lease terms are negotiated on an individual basis and contain a wide range of different terms and conditions. The lease agreements do not impose any covenants other than the security interests in the leased assets that are held by the lessor. Leased assets may not be used as security for borrowing purposes.

Assets and liabilities arising from a lease are initially measured on a present value basis. Lease liabilities include the net present value of the following lease payments:

- fixed payments (including in-substance fixed payments), less any lease incentives receivable;
- variable lease payment that are based on an index or a rate, initially measured using the index or rate as at the commencement date;
- amounts expected to be payable by the Group under residual value guarantees;
- the exercise price of a purchase option if the Group is reasonably certain to exercise that option; and
- payments of penalties for terminating the lease, if the lease term reflects the Group exercising that option.

Lease payments to be made under reasonably certain extension options are also included in the measurement of the liability.

2 重要會計政策(續)

2.29 租賃(續)

租賃付款額按租賃內含利率折現。本集團的租賃內含利率通常無法直接確定，在此情況下，應採用承租人的增量借款利率，即承租人在類似經濟環境下獲得與使用權資產價值接近的資產，在類似期間以類似抵押條件借入資金而必須支付的利率。

為確定增量借款利率，本集團：

- 在可能的情况下，以承租人最近收到的第三方融資為起點，並進行調整以反映融資條件自收到第三方融資後的變化；
- 對於近期未獲得第三方融資的本集團持有的租賃，採用以無風險利率為起點的累加法，並按照租賃的信用風險進行調整；並
- 針對租賃進行特定調整，例如期限、國家、貨幣和擔保。

本集團未來可能會面臨基於指數或利率確定的可變租賃付款額增加的風險，這部分可變租賃付款額在實際發生時納入租賃負債。當基於指數或利率對租賃付款額進行調整時，租賃負債應予以重估並根據使用權資產調整。

租賃付款額在本金和融資費用之間進行分攤。融資費用在租賃期內計入損益，以按照固定的周期性利率對各期間負債餘額計算利息。

2 MATERIAL ACCOUNTING POLICIES (continued)

2.29 Leases (continued)

The lease payments are discounted using the interest rate implicit in the lease. If that rate cannot be readily determined, which is generally the case for leases in the Group, the lessee's incremental borrowing rate is used, being the rate that the individual lessee would have to pay to borrow the funds necessary to obtain an asset of similar value to the right-of-use asset in a similar economic environment with similar terms, security and conditions.

To determine the incremental borrowing rate, the Group:

- where possible, uses recent third-party financing received by the individual lessee as a starting point, adjusted to reflect changes in financing conditions since third party financing was received;
- uses a build-up approach that starts with a risk-free interest rate adjusted for credit risk for leases held by the Group, which does not have recent third-party financing; and
- makes adjustments specific to the lease, e.g. term, country, currency and security.

The Group is exposed to potential future increases in variable lease payments based on an index or rate, which are not included in the lease liability until they take effect. When adjustments to lease payments based on an index or rate take effect, the lease liability is reassessed and adjusted against the right-of-use asset.

Lease payments are allocated between principal and finance cost. The finance cost is charged to profit or loss over the lease period so as to produce a constant periodic rate of interest on the remaining balance of the liability for each period.

綜合財務報表附註(續)

Notes to the Consolidated Financial Statements (Continued)

(金額單位為人民幣千元(除非另有說明))

(All amounts in RMB thousands unless otherwise stated)

2 重要會計政策(續)

2.29 租賃(續)

使用權資產按成本計量，包括：

- 租賃負債的初始計量金額；
- 在租賃期開始日或之前支付的租賃付款額扣除收到的租賃激勵；
- 任何初始直接費用；及
- 復原成本。

本集團租賃土地。中華人民共和國所有土地均為國有或集體所有，不存在任何個人土地所有權。本集團獲得使用特定土地的權利。就該等權利支付的溢利被視為租賃付款，確認為使用權資產。

使用權資產一般在資產的使用壽命與租賃期兩者孰短的期間內按直線法計提折舊。如本集團合理確定會行使購買權，則在標的資產的使用壽命期間內對使用權資產計提折舊。

與短期設備和車輛租賃及所有低價值資產租賃相關的付款額按直線法確認為費用，計入損益。短期租賃是指租賃期為12個月或者小於12個月的租賃。低價值資產包括小型辦公家具。

本集團作為出租人收到的經營租賃收入在租賃期內按直線法確認為收入(附註16)。為獲取經營租賃所發生的初始直接費用計入標的資產的賬面金額，並在租賃期內按照與租賃收入相同的基礎確認為費用。租賃資產按其性質在資產負債表中列示。

2 MATERIAL ACCOUNTING POLICIES (continued)

2.29 Leases (continued)

Right-of-use assets are measured at cost comprising the following:

- the amount of the initial measurement of lease liability;
- any lease payments made at or before the commencement date less any lease incentives received;
- any initial direct costs; and
- restoration costs.

The Group leases lands. All land in the PRC is state-owned or collectively-owned and no individual land ownership exists. The Group acquires the right to use certain land. The premiums paid for such right are treated as prepayment for the lease and recognised as right-of-use assets.

Right-of-use assets are generally depreciated over the shorter of the asset's useful life and the lease term on a straight-line basis. If the Group is reasonably certain to exercise a purchase option, the right-of-use asset is depreciated over the underlying asset's useful life.

Payments associated with short-term leases of equipment and vehicles and all leases of low-value assets are recognised on a straight-line basis as an expense in profit or loss. Short-term leases are leases with a lease term of 12 months or less. Low-value assets comprise small items of office furniture.

Lease income from operating leases where the Group is a lessor is recognised in income on a straight-line basis over the lease term (Note 16). Initial direct costs incurred in obtaining an operating lease are added to the carrying amount of the underlying asset and recognised as expense over the lease term on the same basis as lease income. The respective leased assets are included in the balance sheet based on their nature.

2 重要會計政策(續)

2.30 政府補助

當能夠合理地保證政府補助將可收取，而本集團將會符合所有附帶條件時，將政府授予的補助按其公允價值確認入賬。

與成本有關之政府補助遞延入賬，並按擬補償的成本期間相匹配計入損益。與物業、廠房和設備有關的政府補助列入非流動負債中作為遞延政府補助，並按有關資產的預計年期以直線法計入損益。

2.31 利息收入

以公允價值計量且其變動計入損益的金融資產的利息收入、以攤銷成本計量的金融資產的利息收入以及以公允價值計量且其變動計入其他全面收益的金融資產的利息收入採用實際利率法在損益中確認為「財務費用 — 淨額」。

出於現金管理目的而持有的金融資產的利息收入列示為財務收益，參閱下文附註10。

金融資產利息收入按實際利率乘以金融資產賬面總額計算，後續會發生信用減值的金融資產除外。發生信用減值的金融資產的利息收入按實際利率乘以金融資產賬面價值減去損失撥備後的淨額計算。

2 MATERIAL ACCOUNTING POLICIES (continued)

2.30 Government grants

Grants from the government are recognised at their fair value where there is a reasonable assurance that the grant will be received and the Group will comply with all attached conditions.

Government grants relating to costs are deferred and recognised in profit or loss over the period necessary to match them with the costs that they are intended to compensate. Government grants relating to property, plant and equipment are included in non-current liabilities as deferred government grants and are credited to profit or loss on a straight-line basis over the expected lives of the related assets.

2.31 Interest income

Interest income from financial assets at fair value through profit or loss, financial assets at amortised cost and financial assets at fair value through other comprehensive income calculated using the effective interest method is recognised in profit or loss as part of “finance expenses — net”.

Interest income is presented as finance income where it is earned from financial assets that are held for cash management purposes, see Note 10 below.

Interest income is calculated by applying the effective interest rate to the gross carrying amount of a financial asset except for financial assets that subsequently become credit-impaired. For credit-impaired financial assets the effective interest rate is applied to the net carrying amount of the financial asset (after deduction of the loss allowance).

綜合財務報表附註(續)

Notes to the Consolidated Financial Statements (Continued)

(金額單位為人民幣千元(除非另有說明))

(All amounts in RMB thousands unless otherwise stated)

2 重要會計政策(續)

2.32 撥備

倘本集團因過往事件而產生現有法定或推定義務，並可能需要有資源流出以償付責任，且金額已經可靠估計，則須就法定索賠和恢復原狀的責任確認撥備。未來經營虧損不作撥備確認。

如有多項類似債務，其需要在結算中有資源流出的可能性，則可根據債務的類別整體考慮。即使在同一債務類別所包含的任何一個項目相關的資源流出的可能性極低，仍須確認撥備。

撥備按管理層對於報告期間結算日預須償付現有責任的支出的最佳估計的現值計量。用於釐定現值的折現率為反映當時市場對金錢時間值及負債特定風險的評估的稅前利率。隨著時間過去而增加的撥備確認為利息費用。

2.33 股利分配

向本公司股東分配的股利在股利獲本公司股東或董事(如適用)批准的期間內於本集團及本公司的財務報表內列為負債。

2.34 或有負債及或有資產

或有負債指因過去的事項而產生的潛在義務，其存在僅通過不完全由本集團控制的一個或數個不確定未來事項的發生或不發生予以證實。或有負債亦可為一項因不大可能需要耗用經濟資源或承擔的金額未能可靠地計算而未有確認的過往事件產生的現有承擔。

2 MATERIAL ACCOUNTING POLICIES (continued)

2.32 Provisions

Provisions for legal claims and make good obligations are recognised when the Group has a present legal or constructive obligation as a result of past events, it is probable that an outflow of resources will be required to settle the obligation and the amount can be reliably estimated. Provisions are not recognised for future operating losses.

Where there are a number of similar obligations, the likelihood that an outflow will be required in settlement is determined by considering the class of obligations as a whole. A provision is recognised even if the likelihood of an outflow with respect to any one item included in the same class of obligations may be small.

Provisions are measured at the present value of management's best estimate of the expenditure required to settle the present obligation at the end of the reporting period. The discount rate used to determine the present value is a pre-tax rate that reflects current market assessments of the time value of money and the risks specific to the liability. The increase in the provision due to the passage of time is recognised as interest expense.

2.33 Dividend distribution

Dividend distribution to the Company's shareholders is recognised as a liability in the Group's and the Company's financial statements in the period in which the dividends are approved by the Company's shareholders or directors, where appropriate.

2.34 Contingent liabilities and contingent assets

A contingent liability is a possible obligation that arises from past events and whose existence will only be confirmed by the occurrence or non-occurrence of one or more uncertain future events not wholly within the control of the Group. It can also be a present obligation arising from past events that is not recognised because it is not probable that outflow of economic resources will be required or the amount of obligation cannot be measured reliably.

2 重要會計政策(續)

2.34 或有負債及或有資產(續)

或有負債未有予以確認，惟已於綜合財務報表附註中披露。倘耗用經濟資源的可能性出現變動致使有可能需耗用經濟資源，則或有負債將確認為撥備。

或有資產指因過去的事項而產生的潛在資產，其存在僅通過不完全由本集團控制的個或數個不確定未來事項的發生或不發生予以證實。

或有資產不予確認，但於經濟利益可能流入時在綜合財務報表的附註披露。當基本確定經濟利益流入時，或有資產確認為資產。

2.35 關聯方

(a) 如屬以下人士，即該人士或該人士的近親是本集團的關聯方：

- (i) 控制或共同控制本集團；
- (ii) 對本集團有重大影響力；或
- (iii) 是本集團或本集團母公司的關鍵管理人員。

(b) 如符合下列任何條件，即企業實體是本集團的關聯方：

- (i) 該實體與本集團隸屬同一集團(即各母公司、附屬公司和同系附屬公司彼此間有關聯)。

2 MATERIAL ACCOUNTING POLICIES (continued)

2.34 Contingent liabilities and contingent assets (continued)

A contingent liability is not recognised but is disclosed in the notes to the consolidated financial statements. When a change in the probability of an outflow occurs so that outflow is probable, it will then be recognised as a provision.

A contingent asset is a possible asset that arises from past events and whose existence will only be confirmed by the occurrence or non-occurrence of one or more uncertain future events not wholly within the control of the Group.

A contingent asset is not recognised but is disclosed in the notes to the consolidated financial statements when an inflow of economic benefits is probable. When inflow is virtually certain, an asset is recognised.

2.35 Related parties

(a) A person, or a close member of that person's family, is related to the Group if that person:

- (i) has control or joint control over the Group;
- (ii) has significant influence over the Group; or
- (iii) is a member of the key management personnel of the Group or the Group's parent.

(b) An entity is related to the Group if any of the following conditions applies:

- (i) The entity and the Group are members of the same group (which means that each parent, subsidiary and fellow subsidiary is related to the others).

綜合財務報表附註(續)

Notes to the Consolidated Financial Statements (Continued)

(金額單位為人民幣千元(除非另有說明))

(All amounts in RMB thousands unless otherwise stated)

2 重要會計政策(續)

2.35 關聯方(續)

(b) (續)

- (ii) 一家實體是另一實體的聯營公司或合營企業(或另一實體所屬集團旗下成員公司的聯營公司或合營企業)。
- (iii) 兩家實體是同一第三方的合營企業。
- (iv) 一家實體是第三方實體的合營企業，而另一實體是第三方實體的聯營公司。
- (v) 該實體是為本集團或作為本集團關聯方的任何實體的僱員福利而設的離職後福利計劃。
- (vi) 該實體受到上述第(a)項內所認定人士控制或共同控制。
- (vii) 上述第(a)(i)項內所認定人士對該實體有重大影響力或是該實體(或該實體母公司)的關鍵管理人員。
- (viii) 該實體或其所屬集團的任何成員公司向本集團或本集團母公司提供關鍵管理人員服務。

一名個人的近親是指與有關實體交易並可能影響該個人或受該個人影響的家庭成員。

2 MATERIAL ACCOUNTING POLICIES (continued)

2.35 Related parties (continued)

(b) (continued)

- (ii) One entity is an associate or joint venture of the other entity (or an associate or joint venture of a member of a group of which the other entity is a member).
- (iii) Both entities are joint ventures of the same third party.
- (iv) One entity is a joint venture of a third entity and the other entity is an associate of the third entity.
- (v) The entity is a post-employment benefit plan for the benefit of employees of either the Group or an entity related to the Group.
- (vi) The entity is controlled or jointly controlled by a person identified in (a).
- (vii) A person identified in (a)(i) has significant influence over the entity or is a member of the key management personnel of the entity (or of a parent of the entity).
- (viii) The entity, or any member of a group of which it is a part, provides key management personnel services to the Group or to the Group's parent.

Close members of the family of a person are those family members who may be expected to influence, or be influenced by, that person in their dealings with the entity.

3 財務風險管理

3.1 財務風險因素

本集團的活動承受著多種的財務風險：市場風險(包括外匯風險、公允價值利率風險、現金流量利率風險)、信用風險及流動性風險。本集團的整體風險管理計劃專注於財務市場的不可預測性，並尋求儘量減低對本集團財務表現的潛在不利影響。

風險管理由本集團財務部按照董事會批准的政策執行。集團財務部透過與集團經營單位的緊密合作，負責確定和評估財務風險。董事會為整體風險管理訂定書面原則，亦為若干特定範疇提供書面政策，例如外匯風險、利率風險、集中度風險、信用風險、使用衍生和非衍生金融工具，以及投資剩餘的流動資金。

3 FINANCIAL RISK MANAGEMENT

3.1 Financial risk factors

The Group's activities expose it to a variety of financial risks: market risk (including foreign exchange risk, fair value interest rate risk and cash flow interest rate risk), credit risk and liquidity risk. The Group's overall risk management programme focuses on the unpredictability of financial markets and seeks to minimise potential adverse effects on the Group's financial performance.

Risk management is carried out by Group finance department under the policies approved by the Board of Directors. Group finance department identifies and evaluates financial risks in close co-operation with the Group's operating units. The board provides written principles for overall risk management, as well as written policies covering specific areas, such as foreign exchange risk, interest rate risk, concentration risk, credit risk, and use of non-derivative and derivative financial instruments, and investment of excess liquidity.

綜合財務報表附註(續)

Notes to the Consolidated Financial Statements (Continued)

(金額單位為人民幣千元(除非另有說明))

(All amounts in RMB thousands unless otherwise stated)

3 財務風險管理(續)

3.1 財務風險因素(續)

(a) 市場風險

(i) 外匯風險

本集團承受多種因不同貨幣而產生的外匯風險，主要涉及美元和港幣。當未來商業交易，或已確認資產或負債以非該主體的功能貨幣之外幣計價，外匯風險便會產生。管理層已訂立政策，要求集團公司管理與其功能貨幣有關的外匯風險。集團公司可以通過訂立遠期外匯或者交叉貨幣掉期合約來減少外匯風險。有關詳細資訊，請參閱附註23。

於二零二五年十二月三十一日，假若人民幣兌美元貶值/升值3%(二零二四年：3%)，而所有其他因素維持不變，則本集團該年度的除稅後利潤將分別減少/增加約人民幣3,909,000元(二零二四年：人民幣14,352,000元)，主要因為換算以美元為單位的銀行借款、應付賬款和其他應付款以及現金和現金等價物產生的匯兌虧損/利得。

於二零二五年十二月三十一日，假若人民幣兌港幣貶值/升值3%(二零二四年：3%)，而所有其他因素維持不變，則本集團該年度的除稅後利潤將分別減少/增加約人民幣18,214,000元(二零二四年：人民幣45,224,000元)，主要因為換算以港幣為單位的銀行借款、應付賬款和其他應付款、受限制現金以及現金和現金等價物產生的匯兌虧損/利得。

3 FINANCIAL RISK MANAGEMENT (continued)

3.1 Financial risk factors (continued)

(a) Market risk

(i) Foreign exchange risk

The Group exposed to foreign exchange risk arising from various currency exposures, primarily with respect to the US dollar ("USD") and HK dollar ("HKD"). Foreign exchange risk arises when future commercial transactions or recognised assets or liabilities are denominated in a currency that is not the entity's functional currency. Management has set up a policy to require the Group companies to manage their foreign exchange risk against their functional currency. The Group companies may mitigate the foreign exchange risk through entering into foreign exchange forward or cross-currency swap contracts. See Note 23 for detail information.

As at 31 December 2025, if RMB had weakened/strengthened by 3% (2024: 3%) against the USD with all other variables held constant, the Group's post-tax profit for the year then ended would have been approximately RMB3,909,000 (2024: RMB14,352,000) lower/higher, mainly as a result of foreign exchange losses/gains on translation of USD-denominated bank borrowings, trade and other payables and cash and cash equivalents.

As at 31 December 2025, if RMB had weakened/strengthened by 3% (2024: 3%) against the HKD with all other variables held constant, the Group's post-tax profit for the year then ended would have been approximately RMB18,214,000 (2024: RMB45,224,000) lower/higher, mainly as a result of foreign exchange losses/gains on translation of HKD-denominated bank borrowings, trade and other payables, restricted cash and cash and cash equivalents.

3 財務風險管理(續)

3.1 財務風險因素(續)

(a) 市場風險(續)

(ii) 現金流量及公允價值利率風險

本集團的利率風險來自借款及銀行存款。以浮動利率獲得的借款令本集團承受現金流量利率風險，部份該等風險可被按浮動利率持有的銀行存款所抵銷。以固定利率獲得的借款令本集團承受公允價值利率風險。於二零二五年十二月三十一日，本集團的浮動利率借款金額為人民幣6,387,422,000元(二零二四年：人民幣6,067,276,000元)，固定利率借款金額為人民幣483,847,000元(二零二四年：人民幣924,905,000元)。

於二零二五年十二月三十一日，倘浮動利率借款的利率上升/下降0.3%而所有其他變量保持不變，則年度除所得稅前利潤將分別減少/增加約人民幣19,162,000元(二零二四年：人民幣18,202,000元)，乃主要由於浮動利率借款的利息費用增加/減少所致。

於二零二五年十二月三十一日，倘現金和現金等價物中所有計息銀行存款利率上升/下降0.3%而所有其他變量保持不變，則年度除所得稅前利潤將分別增加/減少約人民幣3,715,000元(二零二四年：人民幣3,309,000元)，乃主要由於所賺取的利息收入增加/減少所致。

3 FINANCIAL RISK MANAGEMENT (continued)

3.1 Financial risk factors (continued)

(a) Market risk (continued)

(ii) Cash flow and fair value interest rate risk

The Group's interest rate risk arises from borrowings and bank deposits. Borrowings obtained at variable rates expose the Group to cash flow interest rate risk which is partially offset by cash held at variable rates. Borrowings obtained at fixed rates expose the Group to fair value interest rate risk. As at 31 December 2025, the Group's borrowings of RMB6,387,422,000 (2024: RMB6,067,276,000) bore interest at variable rates and borrowings of RMB483,847,000 (2024: RMB924,905,000) at fixed rates.

As at 31 December 2025, if interest rates on borrowings at variable rates had been 0.3% higher/lower with all other variables held constant, profit before income tax for the year would have been approximately RMB19,162,000 (2024: RMB18,202,000) lower/higher, respectively, mainly as a result of higher/lower interest expense on floating rate borrowings.

As at 31 December 2025, if interest rates on all interest-bearing bank deposits within cash and cash equivalents had been 0.3% higher/lower with all other variables held constant, profit before income tax for the year would have been approximately RMB3,715,000 (2024: RMB3,309,000) higher/lower, respectively, mainly as a result of higher/lower interest income earned.

綜合財務報表附註(續)

Notes to the Consolidated Financial Statements (Continued)

(金額單位為人民幣千元(除非另有說明))

(All amounts in RMB thousands unless otherwise stated)

3 財務風險管理(續)

3.1 財務風險因素(續)

(b) 信用風險

本集團的信用風險來自現金和現金等價物、受限制現金、應收賬款和其他應收款、合約資產和財務擔保合約，以及以公允價值計量且其變動計入其他全面收益及損益的金融資產。這些資產賬面價值(不包括財務擔保合約)體現了本集團所承受與金融資產相關的最高風險。

(i) 風險管理

信用風險按組別進行管理。管理層已經製定信用政策，並持續監控這些信用風險的風險敞口。

本集團一般要求預收客戶工程安裝及服務款項，並授予從事燃氣輸送及銷售業務的客戶兩個月的除銷期。為管理除銷涉及的應收賬款和其他應收款信用風險，本集團已製定政策確保銷售所涉客戶擁有良好的信用紀錄，並會定期評估客戶的信用狀況。

重大集中信用風險主要在本集團與個別客戶間產生。於二零二五年十二月三十一日，餘額為人民幣2,362,815,000元(二零二四年：人民幣1,348,305,000元)的應收賬款和餘額為人民幣796,835,000元(二零二四年：人民幣1,813,563,000元)的合約資產，均來自本集團的關聯方——河南豫天新能源有限公司(「河南豫天」)。本集團透過對其財務及經營政策決定施加影響，並定期檢查其財務狀況以監察應收賬款和合約資產的信用風險。

3 FINANCIAL RISK MANAGEMENT (continued)

3.1 Financial risk factors (continued)

(b) Credit risk

Credit risk of the Group arise from cash and cash equivalents, restricted cash, trade and other receivables, contract assets, financial guarantee contracts, financial assets at fair value through other comprehensive income and at fair value through profit or loss. The carrying amounts of these balances (excluding financial guarantee contracts) represent the Group's maximum exposure to credit risk in relation to these financial assets.

(i) Risk management

Credit risk is managed on a group basis. Management has a credit policy in place and the exposures to these credit risks are monitored on an on-going basis.

The Group generally requests advances from customers in relation to the engineering construction service, and grants credit periods up to two months to the customers in relation to the transportation and sales of gases business. In circumstances of credit sales, to manage the credit risk in respect of trade and other receivables, the Group has policies in place to ensure that sales are made to customers with appropriate credit history and the Group performs periodic credit evaluations of its customers.

Significant concentration of credit risk primarily arises when the Group has significant exposure to individual customers. As at 31 December 2025, trade receivables of RMB2,362,815,000 (2024: RMB1,348,305,000) and contract assets of RMB796,835,000 (2024: RMB1,813,563,000) were due from the Group's related party Henan Yutian New Energy Co., Ltd. ("Henan Yutian"). The Group monitors the exposure to credit risk in respect of the trade receivables and contract assets through exercising influence over its financial and operating policy decisions and reviewing its financial positions on a regular basis.

3 財務風險管理(續)

3.1 財務風險因素(續)

(b) 信用風險(續)

(ii) 金融資產減值

本集團持有的如下金融資產在預期信用損失模型的適用範圍內：

- 現金和現金等價物以及受限制現金；
- 燃氣銷售和工程安裝及服務的應收賬款；
- 合約資產；
- 以攤銷成本計量的其他金融資產；及
- 以攤銷成本計量和以公允價值計量且其變動計入其他全面收益的應收票據。

於二零二五年十二月三十一日及二零二四年十二月三十一日，本集團所有銀行存款均存放於中國信譽良好的金融機構，管理層認為其信譽良好，不會因交易對手無法履約而蒙受任何損失。

應收賬款和合約資產

本集團採用《香港財務報告準則》第9號的簡化方法計量預期信用損失，即對所有應收賬款和合約資產確認整個存續期的預期損失撥備。

為計量預期信用損失，本集團按照相同的信用風險特徵和逾期天數對應收賬款和合約資產分組。合約資產與未開票的在產品有關，其風險特徵實質上與同類合約的應收賬款相同。因此，本集團認為，應收賬款的預期信用損失率與合約資產的預期信用損失率接近。

3 FINANCIAL RISK MANAGEMENT (continued)

3.1 Financial risk factors (continued)

(b) Credit risk (continued)

(ii) Impairment of financial assets

The Group has the following types of financial assets that are subject to the expected credit loss model:

- cash and cash equivalents and restricted cash;
- trade receivables for sales of gas and engineering construction service;
- contract assets;
- other financial assets at amortised cost; and
- notes receivable at fair value through other comprehensive income and amortised cost.

As at 31 December 2025 and 31 December 2024, all of the Group's bank deposits are deposited in the major reputable financial institutions in the PRC which management believes are of high credit quality and do not expect any losses from non-performance by the counterparties.

Trade receivables and contract assets

The Group applies the HKFRS 9 simplified approach to measuring expected credit losses which uses a lifetime expected loss allowance for all trade receivables and contract assets.

To measure the expected credit losses, trade receivables and contract assets have been grouped based on shared credit risk characteristics and the days past due. The contract assets relate to unbilled work in progress and have substantially the same risk characteristics as the trade receivables for the same types of contracts. The Group has therefore concluded that the expected loss rates for trade receivables are a reasonable approximation of the loss rates for the contract assets.

綜合財務報表附註(續)

Notes to the Consolidated Financial Statements (Continued)

(金額單位為人民幣千元(除非另有說明))

(All amounts in RMB thousands unless otherwise stated)

3 財務風險管理(續)

3.1 財務風險因素(續)

(b) 信用風險(續)

(ii) 金融資產減值(續)

應收賬款和合約資產(續)

預期信用損失率基於的支付情況以及期間發生的相應歷史信用損失確定。本集團調整了歷史信用損失率，以反映影響客戶應收款結算能力的當前和受宏觀因素影響的前瞻性因素。

據此，本集團確認了二零二五年十二月三十一日和二零二四年十二月三十一日應收賬款和合約資產的損失撥備，具體如下：

3 FINANCIAL RISK MANAGEMENT (continued)

3.1 Financial risk factors (continued)

(b) Credit risk (continued)

(ii) Impairment of financial assets (continued)

Trade receivables and contract assets (continued)

The expected loss rates are based on the payment profiles and the corresponding historical credit losses experienced within this period. The historical loss rates are adjusted to reflect current and forward-looking information on macroeconomic factors affecting the ability of the customers to settle the receivables.

On that basis, the loss allowance as at 31 December 2025 and 31 December 2024 was determined as follows for both trade receivables and contract assets:

3 財務風險管理(續)

3.1 財務風險因素(續)

(b) 信用風險(續)

(ii) 金融資產減值(續)

應收賬款和合約資產(續)

下表顯示了在簡化方法下除河南豫天外已確認的應收賬款和合約資產的預期信用損失變動情況：

		一年以下 Less than 1 year	一年至兩年 1 to 2 years	兩年至三年 2 to 3 years	三年至四年 3 to 4 years	四年以上 Over 4 years	總額 Total
二零二五年十二月三十一日	31 December 2025						
預期信用損失率	Expected loss rate	2.72%	22.68%	32.74%	76.52%	100.00%	
賬面總額 — 應收賬款 (人民幣千元)	Gross carrying amount — trade receivables (RMB'000)	406,435	58,781	21,231	15,432	28,333	530,212
賬面總額 — 合約資產 (人民幣千元)	Gross carrying amount — contract assets (RMB'000)	30,615	—	—	—	—	30,615
損失撥備(人民幣千元)	Loss allowance (RMB'000)	11,888	13,331	6,951	11,808	28,333	72,311
		一年以下 Less than 1 year	一年至兩年 1 to 2 years	兩年至三年 2 to 3 years	三年至四年 3 to 4 years	四年以上 Over 4 years	總額 Total
二零二四年十二月三十一日	31 December 2024						
預期信用損失率	Expected loss rate	2.78%	21.88%	32.00%	75.82%	100.00%	
賬面總額 — 應收賬款 (人民幣千元)	Gross carrying amount — trade receivables (RMB'000)	539,606	27,133	16,974	6,220	22,718	612,651
賬面總額 — 合約資產 (人民幣千元)	Gross carrying amount — contract assets (RMB'000)	40,329	—	—	—	—	40,329
損失撥備(人民幣千元)	Loss allowance (RMB'000)	16,135	5,937	5,432	4,716	22,718	54,938

本集團單獨評估了對河南豫天應收賬款人民幣2,362,815,000元(二零二四年：人民幣1,348,305,000元)和合約資產人民幣796,835,000元(二零二四年：人民幣1,813,563,000元)的信用風險。考慮到河南豫天的財務背景及信譽，累計計提減值虧損人民幣464,879,000元(二零二四年：人民幣182,003,000元)。

3 FINANCIAL RISK MANAGEMENT (continued)

3.1 Financial risk factors (continued)

(b) Credit risk (continued)

(ii) Impairment of financial assets (continued)

Trade receivables and contract assets (continued)

The following table shows the movement in lifetime ECL that has been recognised for trade receivables and contract assets other than Henan Yutian under the simplified approach:

The Group individually assessed the credit risk of trade receivables amounting to RMB2,362,815,000 (2024: RMB1,348,305,000) and contract assets amounting to RMB796,835,000 (2024: RMB1,813,563,000) due from Henan Yutian. Considering financial background and creditability of Henan Yutian, provided for accumulated loss allowance amounting to RMB464,879,000 (2024: RMB182,003,000).

綜合財務報表附註(續)

Notes to the Consolidated Financial Statements (Continued)

(金額單位為人民幣千元(除非另有說明))

(All amounts in RMB thousands unless otherwise stated)

3 財務風險管理(續)

3.1 財務風險因素(續)

(b) 信用風險(續)

(ii) 金融資產減值(續)

應收賬款和合約資產(續)

3 FINANCIAL RISK MANAGEMENT (continued)

3.1 Financial risk factors (continued)

(b) Credit risk (continued)

(ii) Impairment of financial assets (continued)

Trade receivables and contract assets (continued)

		應收賬款和 合約資產準備金 Provision for trade receivables and contract assets 人民幣千元 RMB'000
於二零二四年一月一日	At 1 January 2024	174,496
應收賬款和合約資產減值準備 金淨額	Net provision for impairment of trade receivables and contract assets	62,445
於二零二四年十二月三十一日	At 31 December 2024	236,941
應收賬款和合約資產減值準備 金淨額	Net provision for impairment of trade receivables and contract assets	300,249
於二零二五年十二月三十一日	At 31 December 2025	537,190

當不存在可回收的合理預期時，應收賬款和合約資產將會被核銷。不存在可回收合理預期的指標包括債務人無法與本集團達成還款計劃，及未按照合約約定進行付款。

應收賬款和合約資產的減值虧損在損益表中的經營利潤項內列報。後續收回的之前核銷金額均記入相同的項目。

Trade receivables and contract assets are written off when there is no reasonable expectation of recovery. Indicators that there is no reasonable expectation of recovery include, amongst others, the failure of a debtor to engage in a repayment plan with the Group, and a failure to make contractual payments.

Impairment losses on trade receivables and contract assets are presented on the statement of profit or loss within operating profit. Subsequent recoveries of amounts previously written off are credited against the same line item.

3 財務風險管理(續)

3.1 財務風險因素(續)

(b) 信用風險(續)

(ii) 金融資產減值(續)

以攤銷成本計量的其他金融資產

以攤銷成本計量的其他金融資產主要包括其他應收款。其他應收款以十二個月預期信用損失或整個存續期的預期信用損失計量，具體取決於自初始確認後信用風險是否顯著增加。

於二零二五年十二月三十一日及二零二四年十二月三十一日，其他應收款中包括履約保證金。本集團認為採用預期信用風險模型計算的其他應收款的損失撥備不重大。

以攤銷成本計量和以公允價值計量且其變動計入其他全面收益的應收票據

於二零二五年十二月三十一日及二零二四年十二月三十一日，主要應收票據均為銀行承兌匯票(參閱附註19和附註20)，主要由大型國有銀行或國有商業銀行承兌。本集團認為該等銀行具有較高的信用質量。

3 FINANCIAL RISK MANAGEMENT (continued)

3.1 Financial risk factors (continued)

(b) Credit risk (continued)

(ii) Impairment of financial assets (continued)

Other financial assets at amortised cost

Other financial assets at amortised cost mainly include other receivables. Other receivables are measured as either 12-month expected credit losses or lifetime expected credit losses, depending on whether there has been a significant increase in credit risk since initial recognition.

As at 31 December 2025 and 31 December 2024, other receivables including security deposit, which were performing. The Group believes the loss allowance for other receivable as a result of applying the expected credit risk model was immaterial.

Notes receivable at fair value through other comprehensive income and amortised cost

As at 31 December 2025 and 31 December 2024, majority of the notes receivable were bank acceptance bills (see Note 19 and Note 20), which were accepted mainly by large state-owned banks or national commercial banks. The Group believes these banks are of high credit quality.

綜合財務報表附註(續)

Notes to the Consolidated Financial Statements (Continued)

(金額單位為人民幣千元(除非另有說明))

(All amounts in RMB thousands unless otherwise stated)

3 財務風險管理(續)

3.1 財務風險因素(續)

(b) 信用風險(續)

(ii) 金融資產減值(續)

本年度內，本集團將與金融資產減值相關的以下損失計入損益中：

減值虧損	Impairment losses
— 應收賬款和其他應收款以及合約資產損失撥備變動	— movement in loss allowance for trade and other receivables and contract assets

本集團向河南豫天提供財務擔保，其信用風險的最大敞口為貸款賬面價值的50%，詳情請參閱附註35(f)。

本集團預期財務擔保合約將不會產生重大負債。

(c) 流動性風險

為管理流動性風險，本集團監控及維持管理層認為其業務應有的未提取借款額度及現金和現金等價物水準，並減低各種因素(包括由市場狀況驅動的經營成果，以及與向關聯方提供的施工服務有關的合約資產和應收賬款的收回)引起的現金流量波動的影響、償還到期債務。本集團預期以本身經營產生現金流量、未提取借款額度以及不斷收取的合約資產和應收賬款應付未來現金流量需求。本集團還審閱了借款的使用情況，並保證遵守貸款合約。

3 FINANCIAL RISK MANAGEMENT (continued)

3.1 Financial risk factors (continued)

(b) Credit risk (continued)

(ii) Impairment of financial assets (continued)

During the year, the following losses were recognised in profit or loss in relation to impaired financial assets:

	二零二五年 2025 人民幣千元 RMB'000	二零二四年 2024 人民幣千元 RMB'000
減值虧損		
— 應收賬款和其他應收款以及合約資產損失撥備變動	306,944	62,445

The Group granted financial guarantees to Henan Yutian with maximum exposure to credit risk as the 50% carrying amount of the loans, see Note 35(f) for details.

The Group expects that no material liabilities will arise from the financial guarantee contracts.

(c) Liquidity risk

To manage the liquidity risk, the Group monitors and maintains a level of undrawn borrowing facilities and cash and cash equivalents deemed adequate by the management to finance the Group's operations, mitigate the effects of fluctuations in cash flows as caused by various factors including operating results driven by market condition and recovery of contract assets and trade receivables related to the construction services provided to related parties, and meet its financial obligations when they fall due. The Group expects to fund its future cash flow needs through internally generated cash flows from operations and undrawn borrowing facilities, as well as continuing collection of contract assets and trade receivables. The Group also reviews the utilisation of borrowings and ensures the compliance of loan covenants.

Notes to the Consolidated Financial Statements (Continued)

(金額單位為人民幣千元(除非另有說明))
(All amounts in RMB thousands unless otherwise stated)

3 財務風險管理(續)

3.1 財務風險因素(續)

(c) 流動性風險(續)

下表顯示本集團的非衍生金融負債，按照相關的到期組別，根據由報告期末至合約到期日的剩餘期間進行分析。該表披露的數額為未折現合約現金流量。

3 FINANCIAL RISK MANAGEMENT (continued)

3.1 Financial risk factors (continued)

(c) Liquidity risk (continued)

The table below analyses the Group's non-derivative financial liabilities into relevant maturity groupings based on the remaining period at the end of the reporting period to the contractual maturity date. The amounts disclosed in the table are the contractual undiscounted cash flows.

		一年以內 Less than 1 year 人民幣千元 RMB'000	一年至兩年 Between 1 and 2 years 人民幣千元 RMB'000	兩年至五年 Between 2 and 5 years 人民幣千元 RMB'000	五年以上 Over 5 years 人民幣千元 RMB'000	賬面價值 Carrying amount 人民幣千元 RMB'000
於二零二五年十二月三十一日 At 31 December 2025						
銀行借款	Bank borrowings	1,233,708	1,557,603	1,749,427	596,693	4,630,935
向其他金融機構借款	Borrowings from other financial institutions	802,180	769,038	831,523	—	2,236,458
其他借款	Other borrowings	476	476	1,429	3,096	3,876
租賃負債	Lease liabilities	9,987	6,577	2,735	1,141	19,268
應付賬款和其他應付款 ⁽ⁱ⁾	Trade and other payables ⁽ⁱ⁾	464,611	—	—	—	464,611
以公允價值計量且其變動計入損益的金融負債	Financial liabilities at fair value through profit or loss	16	12,370	—	—	12,386
金融負債總額	Total financial liabilities	2,510,978	2,346,064	2,585,114	600,930	7,367,034
於二零二四年十二月三十一日 At 31 December 2024						
銀行借款	Bank borrowings	2,431,478	1,144,743	2,237,789	338,468	5,453,434
向其他金融機構借款	Borrowings from other financial institutions	444,877	444,022	799,866	—	1,534,497
其他借款	Other borrowings	487	487	1,461	3,166	4,250
租賃負債	Lease liabilities	7,706	5,054	4,417	1,653	17,132
應付賬款和其他應付款 ⁽ⁱ⁾	Trade and other payables ⁽ⁱ⁾	684,352	—	—	—	684,352
金融負債總額	Total financial liabilities	3,568,900	1,594,306	3,043,533	343,287	7,693,665

綜合財務報表附註(續)

Notes to the Consolidated Financial Statements (Continued)

(金額單位為人民幣千元(除非另有說明))

(All amounts in RMB thousands unless otherwise stated)

3 財務風險管理(續)

3.1 財務風險因素(續)

(c) 流動性風險(續)

(i) 應付賬款和其他應付款包括在附註28中披露的應付賬款、應付票據、應付關聯方款項、應付或有對價、應付利息及其他應付款。

(ii) 於報告期末，本集團對外提供的財務擔保的最大擔保金額按照關聯方(附註35(f))能夠要求支付的最早時間段列示如下：

		一年以內 Within 1 year 人民幣千元 RMB'000	一到二年 1 and 2 years 人民幣千元 RMB'000	二到五年 2 and 5 years 人民幣千元 RMB'000	五年以上 Over 5 years 人民幣千元 RMB'000	總額 Total 人民幣千元 RMB'000
於二零二五年十二月三十一日	At 31 December 2025					
財務擔保	Financial guarantees	190,200	—	—	—	190,200
於二零二四年十二月三十一日	At 31 December 2024					
財務擔保	Financial guarantees	203,200	—	—	—	203,200

3.2 資本管理

本集團的資本管理政策，是保障集團能繼續經營，以為股東提供回報和為其他利益關係者提供利益，同時維持最佳的資本結構以減低資本成本。

3 FINANCIAL RISK MANAGEMENT (continued)

3.1 Financial risk factors (continued)

(c) Liquidity risk (continued)

(i) Trade and other payables include trade payable, notes payables, amounts due to related parties, contingent consideration payables, interest payables and other payables as stated in Note 28.

(ii) As at the end of the reporting period, the Group's financial guarantees provided to related party (Note 35(f)) are analysed below based on the maximum amounts and the earliest periods in which the guarantees could be called:

3.2 Capital management

The Group's objectives when managing capital are to safeguard the Group's ability to continue as a going concern in order to provide returns for shareholders and benefits for other stakeholders and to maintain an optimal capital structure to reduce the cost of capital.

綜合財務報表附註(續)
Notes to the Consolidated Financial Statements (Continued)
(金額單位為人民幣千元(除非另有說明))
(All amounts in RMB thousands unless otherwise stated)

3 財務風險管理(續)

3.2 資本管理(續)

為了維持或調整資本結構，本集團可能會調整支付予股東的股利數額、向股東退還資本、發行新股或出售資產以減低債務。

與業內其他公司一樣，本集團利用資本負債比率監察其資本風險。此比率按照債務淨額除以總資本計算。債務淨額為總借款(包括綜合財務狀況表所列的「流動及非流動借款」)加上租賃負債，減去現金和現金等價物及受限制現金。總資本為「權益」(如綜合財務狀況表所列)加債務淨額。本集團致力將資本負債比率維持在合理的水準。

於二零二五年十二月三十一日及二零二四年十二月三十一日，資本負債比率如下：

3 FINANCIAL RISK MANAGEMENT (continued)

3.2 Capital management (continued)

In order to maintain or adjust the capital structure, the Group may adjust the amount of dividends paid to shareholders, return capital to shareholders, issue new shares or sell assets to reduce debt.

Consistent with others in the industry, the Group monitors capital risk on the basis of the gearing ratio. This ratio is calculated as net debt divided by total capital. Net debt is calculated as total borrowings (including “current and non-current borrowings” as shown in the consolidated statement of financial position) add lease liabilities less cash and cash equivalents. Total capital is calculated as “equity” as shown in the consolidated statement of financial position plus net debt. The Group aims to maintain the gearing ratio at a reasonable level.

The gearing ratios as at 31 December 2025 and 31 December 2024 were as follows:

		於十二月三十一日 As at 31 December	
		二零二五年 2025 人民幣千元 RMB'000	二零二四年 2024 人民幣千元 RMB'000
借款(附註29)	Borrowings (Note 29)	6,871,269	6,992,181
租賃負債(附註15)	Lease liabilities (Note 15)	19,268	17,132
減：現金和現金等價物 (附註24)	Less: Cash and cash equivalents (Note 24)	(1,238,278)	(1,103,037)
減：受限制現金 (附註24)	Less: Restricted cash (Note 24)	(142,785)	(215,490)
債務淨額	Net debt	5,509,474	5,690,786
總權益	Total equity	6,126,484	6,262,483
總資本	Total capital	11,635,958	11,953,269
資產負債比率	Gearing ratio	47%	48%

綜合財務報表附註(續)

Notes to the Consolidated Financial Statements (Continued)

(金額單位為人民幣千元(除非另有說明))

(All amounts in RMB thousands unless otherwise stated)

3 財務風險管理(續)

3.3 公允價值估計

下表根據在評估公允價值的估值技術中所運用到的輸入的層級，分析本集團於二零二五年十二月三十一日及二零二四年十二月三十一日按公允價值入賬的金融工具。這些輸入按照公允價值層級歸類為如下三層：

- 相同資產或負債於活躍市場上的報價(未經調整)(第1層級)。
- 除了第1層級所包括的報價外，該資產和負債的可觀察的其他輸入，可為直接(即例如價格)或間接(即源自價格)(第2層級)。
- 資產和負債並非依據可觀察市場數據的輸入(即非可觀察輸入)(第3層級)。

3 FINANCIAL RISK MANAGEMENT (continued)

3.3 Fair value estimation

The table below analyses the Group's financial instruments carried at fair value as at 31 December 2025 and 31 December 2024 by level of the inputs to valuation techniques used to measure fair value. Such inputs are categorised into three levels within a fair value hierarchy as follows:

- Quoted prices (unadjusted) in active markets for identical assets or liabilities (Level 1).
- Inputs other than quoted prices included within Level 1 that are observable for the asset or liability, either directly (that is, as prices) or indirectly (that is, derived from prices) (Level 2).
- Inputs for the asset or liability that are not based on observable market data (that is, unobservable inputs) (Level 3).

3 財務風險管理(續)

3 FINANCIAL RISK MANAGEMENT (continued)

3.3 公允價值估計(續)

3.3 Fair value estimation (continued)

下表顯示本集團在二零二五年十二月三十一日按公允價值計量的資產和負債。

The following table presents the Group's assets and liabilities that are measured at fair value at 31 December 2025.

		第1層級 Level 1 人民幣千元 RMB'000	第2層級 Level 2 人民幣千元 RMB'000	第3層級 Level 3 人民幣千元 RMB'000	總額 Total 人民幣千元 RMB'000
資產	Assets				
以公允價值計量且其變動計入其他全面收益的金融資產	Financial assets at fair value through other comprehensive income				
— 燃氣行業非上市權益證券	— Unlisted equity securities in gas industry	—	—	30,400	30,400
— 應收票據	— Notes receivable	—	—	20,000	20,000
小計	Subtotal	—	—	50,400	50,400
以公允價值計量且其變動計入損益的金融資產	Financial assets at fair value through profit or loss				
— 交叉貨幣掉期和利率掉期合約	— Cross currency swap and interest rate swap contracts	—	—	1,615	1,615
— 遠期外匯工具	— Forward exchange instruments	—	—	3,776	3,776
— 總回報掉期	— Total return swap	—	—	233,418	233,418
小計	Subtotal	—	—	238,809	238,809
資產總值	Total assets	—	—	289,209	289,209
負債	Liabilities				
其他應付款	Other payables				
— 或有對價	— Contingent consideration	—	—	2,000	2,000
以公允價值計量且其變動計入損益的金融負債	Financial liabilities at fair value through profit or loss				
— 交叉貨幣掉期和利率掉期合約	— Cross currency swap and interest rate swap contracts	—	—	10,536	10,536
— 遠期外匯工具	— Forward exchange instruments	—	—	1,850	1,850
小計	Subtotal	—	—	12,386	12,386
負債總額	Total liabilities	—	—	14,386	14,386

綜合財務報表附註(續)

Notes to the Consolidated Financial Statements (Continued)

(金額單位為人民幣千元(除非另有說明))

(All amounts in RMB thousands unless otherwise stated)

3 財務風險管理(續)

3.3 公允價值估計(續)

下表顯示本集團在二零二四年十二月三十一日按公允價值計量的資產和負債。

3 FINANCIAL RISK MANAGEMENT (continued)

3.3 Fair value estimation (continued)

The following table presents the Group's assets and liabilities that are measured at fair value at 31 December 2024.

		第1層級 Level 1 人民幣千元 RMB'000	第2層級 Level 2 人民幣千元 RMB'000	第3層級 Level 3 人民幣千元 RMB'000	總額 Total 人民幣千元 RMB'000
資產	Assets				
以公允價值計量且其變動計入其他全面收益的金融資產	Financial assets at fair value through other comprehensive income				
— 燃氣行業非上市權益證券	— Unlisted equity securities in gas industry	—	—	36,800	36,800
— 應收票據	— Notes receivable	—	—	14,539	14,539
小計	Subtotal	—	—	51,339	51,339
以公允價值計量且其變動計入損益的金融資產	Financial assets at fair value through profit or loss				
— 交叉貨幣掉期和利率掉期合約	— Cross currency swap and interest rate swap contracts	—	—	21,380	21,380
— 總回報掉期	— Total return swap	—	—	235,474	235,474
小計	Subtotal	—	—	256,854	256,854
資產總值	Total assets	—	—	308,193	308,193
負債	Liabilities				
其他應付款	Other payables				
— 或有對價	— Contingent consideration	—	—	7,704	7,704
負債總額	Total liabilities	—	—	7,704	7,704

年內第1、2、3層級之間並無任何轉撥。

There were no transfers among Levels 1, 2 and 3 during the year.

3 財務風險管理(續)

3.3 公允價值估計(續)

(a) 在第1層級內的金融工具

在活躍市場買賣的金融工具的公允價值根據報告期末的市場報價列賬。當報價可即時和定期從證券交易所、交易商、經紀、業內人士、定價服務者或監管代理獲得，而該等報價代表按公平交易基準進行的實際和常規市場交易時，該市場被視為活躍。本集團持有的金融資產的市場報價為當時買方報價。此等工具列入第1層級。

(b) 在第2層級內的金融工具

沒有在活躍市場買賣的金融工具(例如場外衍生工具)的公允價值利用估值技術釐定。估值技術儘量利用可觀察市場數據(如有)，儘量少依賴主體的特定估計。如計算一金融工具的公允價值所需的所有重大輸入為可觀察數據，則該金融工具列入第2層級。

(c) 在第3層級內的金融工具

如一項或多項重大輸入並非根據可觀察市場數據，則該金融工具列入第3層級。用以估值非上市權益證券的特定估值技術為市場法，而其他金融工具的特定估值技術為現金流折現法。

3 FINANCIAL RISK MANAGEMENT (continued)

3.3 Fair value estimation (continued)

(a) Financial instruments in Level 1

The fair value of financial instruments traded in active markets is based on quoted market prices at the end of the reporting period. A market is regarded as active if quoted prices are readily and regularly available from an exchange, dealer, broker, industry group, pricing service, or regulatory agency, and those prices represent actual and regularly occurring market transactions on an arm's length basis. The quoted market price used for financial assets held by the Group is the current bid price. These instruments are included in Level 1.

(b) Financial instruments in Level 2

The fair value of financial instruments that are not traded in an active market (for example, over-the-counter derivatives) is determined by using valuation techniques. These valuation techniques maximise the use of observable market data where it is available and rely as little as possible on entity specific estimates. If all significant inputs required to fair value an instrument are observable, the instrument is included in Level 2.

(c) Financial instruments in Level 3

If one or more of the significant inputs is not based on observable market data, the instrument is included in Level 3. The valuation technique used to value the unlisted equity securities is market approach and the valuation technique used to value other financial instruments is discounted cashflow.

綜合財務報表附註(續)

Notes to the Consolidated Financial Statements (Continued)

(金額單位為人民幣千元(除非另有說明))

(All amounts in RMB thousands unless otherwise stated)

3 財務風險管理(續)

3.3 公允價值估計(續)

(c) 在第3層級內的金融工具(續)

下表顯示截至二零二五年十二月三十一日止年度第3層級金融工具的變動。

3 FINANCIAL RISK MANAGEMENT (continued)

3.3 Fair value estimation (continued)

(c) Financial instruments in Level 3 (continued)

The following table presents the changes in Level 3 instruments for the year ended 31 December 2025.

		非上市 權益證券	或有對價	應收票據	遠期外匯 工具、交叉 貨幣掉期和 利率掉期合約 Forward exchange instruments, cross currency swap and interest rate swap contracts	總回報掉期
		Unlisted equity securities	Contingent consideration	Notes receivable		Total return swap
		人民幣千元 RMB'000	人民幣千元 RMB'000	人民幣千元 RMB'000	人民幣千元 RMB'000	人民幣千元 RMB'000
於二零二五年一月一日的結餘	Balance at 1 January 2025	36,800	(7,704)	14,539	21,380	235,474
添置	Additions	—	—	165,262	—	4,507
計入損益的公允價值變動	Changes in fair value recognised in profit or loss	—	5,704	(703)	(11,833)	(6,563)
轉至其他全面收益的 虧損淨額	Net losses transfer to other comprehensive income	(6,400)	—	—	—	—
處置	Disposals	—	—	(159,098)	—	—
現金收取	Cash received	—	—	—	(16,542)	—
於二零二五年 十二月三十一日的結餘	Balance at 31 December 2025	30,400	(2,000)	20,000	(6,995)	233,418

(i) 作為現金管理活動的一部分，本集團購買60天內到期的短期理財產品。

(i) As part of cash management activity, the Group purchases short-term bank financial products with maturity date within 60 days.

Notes to the Consolidated Financial Statements (Continued)

(金額單位為人民幣千元(除非另有說明))

(All amounts in RMB thousands unless otherwise stated)

3 財務風險管理(續)

3.3 公允價值估計(續)

(c) 在第3層級內的金融工具(續)

下表顯示截至二零二四年十二月三十一日止年度第3層級金融工具的變動。

3 FINANCIAL RISK MANAGEMENT (continued)

3.3 Fair value estimation (continued)

(c) Financial instruments in Level 3 (continued)

The following table presents the changes in Level 3 instruments for the year ended 31 December 2024.

	非上市 權益證券	或有對價	應收票據	交叉貨幣掉期和 利率掉期合約	總回報掉期
	Unlisted equity securities	Contingent consideration	Notes receivable	Cross currency swap and interest rate swap contracts	Total return swap
	人民幣千元	人民幣千元	人民幣千元	人民幣千元	人民幣千元
	RMB'000	RMB'000	RMB'000	RMB'000	RMB'000
於二零二四年一月一日的 結餘	Balance at 1 January 2024				
	41,800	(9,993)	14,328	89,587	82,037
添置	Additions	—	—	201,765	—
計入損益的公允價值變動	Changes in fair value recognised in profit or loss	—	—	(1,057)	(2,796)
轉至其他全面收益的虧損 淨額	Net losses transfer to other comprehensive income	(5,000)	—	—	—
處置	Disposals	—	—	(200,497)	—
現金支付/(收取)	Cash paid/(received)	—	2,289	—	(65,411)
於二零二四年十二月 三十一日的結餘	Balance at 31 December 2024				
	36,800	(7,704)	14,539	21,380	235,474

(i) 作為現金管理活動的一部分，本集團購買60天內到期的短期理財產品。

(i) As part of cash management activity, the Group purchases short-term bank financial products with maturity date within 60 days.

綜合財務報表附註(續)

Notes to the Consolidated Financial Statements (Continued)

(金額單位為人民幣千元(除非另有說明))

(All amounts in RMB thousands unless otherwise stated)

4 關鍵會計估計及判斷

估計和判斷會被持續評估，並根據過往經驗和其他因素進行評價，包括在有關情況下相信對未來事件的合理預測。

本集團對未來作出估計及判斷。所得的會計估計如其定義，很少會與其實際結果相同。極有可能導致下個財政年度的資產和負債的賬面價值作出重大調整的估計和假設討論如下。

(a) 商譽減值估計

根據附註2.10和附註2.11所述的會計政策，本集團每年測試商譽是否出現減值。現金產出單元的可收回金額按照使用價值計算而釐定。此等計算需要利用估計。

當事件或環境變動顯示該賬面值可能無法回收，商譽作潛在減值檢討。關於資產是否減值以及減值幅度的確定涉及管理層估計和判斷，如未來收入、未來運營成本和折現預計現金流時使用的折現率。然而，對減值的審閱和計算是基於與本集團相關預算一致的假設。某些假設的有利變化可能使本集團避免資產減值，而不利變化則可能導致出現資產減值。截至二零二五年十二月三十一日止年度，本集團確認了商譽減值虧損人民幣28,344,000元(二零二四年：人民幣43,751,000元)(附註17)。

4 CRITICAL ACCOUNTING ESTIMATES AND JUDGEMENTS

Estimates and judgements are continually evaluated and are based on historical experience and other factors, including expectations of future events that are believed to be reasonable under the circumstances.

The Group makes estimates and judgements concerning the future. The resulting accounting estimates will, by definition, seldom equal the related actual results. The estimates and assumptions that have a significant risk of causing a material adjustment to the carrying amounts of assets and liabilities within the next financial year are discussed below.

(a) Estimated impairment of goodwill

The Group tests annually whether goodwill has suffered any impairment, in accordance with the accounting policy stated in Note 2.10 and Note 2.11. The recoverable amounts of CGUs have been determined based on value-in-use calculations. These calculations require the use of estimates.

Goodwill is reviewed for possible impairments whenever events or changes in circumstances indicate that the carrying amount may not be recoverable. Determination as to whether and how much an asset is impaired involves management estimates and judgements such as future revenue, future operating costs and discount rates used in discounting the projected cash flows. However, the impairment reviews and calculations are based on assumptions that are consistent with the Group's relevant budget. Favourable changes to some assumptions may allow the Group to avoid the need to impair any assets, whereas unfavourable changes may cause the assets to become impaired. During the year ended 31 December 2025, an impairment loss on goodwill amounted to RMB28,344,000 (2024: RMB43,751,000) was recognised (Note 17).

4 關鍵會計估計及判斷 (續)

(b) 所得稅

本集團於中國經營的附屬公司須繳納中國企業所得稅。釐定所得稅撥備時須作出重大判斷。日常業務中有多項交易和計算未能確定最終稅項。本集團根據會否應繳額外稅項的估計，就預期稅項審核事宜確認負債。倘有關的最終稅項的結果與最初入賬的金額不同，則差額會影響釐定稅項期間的所得稅及遞延稅項撥備。

倘管理層認為可能有未來應課稅利潤抵銷暫時差異或稅項虧損，則會確認有關若干暫時差異及稅項虧損的遞延稅項資產。倘預期與原先估計不同，則差異會影響估計更改期間的遞延稅項資產及所得稅費用確認。

遞延稅項負債乃就應課稅暫時差異確認，若於一項交易中，因商譽或因業務合併以外原因初步確認其他資產及負債而引致之暫時差異既不影響應課稅利潤或損失、亦不影響會計損益，則不作記賬。

(c) 物業、廠房和設備以及無形資產之可用年期及剩餘價值

物業、廠房和設備以及無形資產之折舊或攤銷乃於其估計可使用年期內按直線法基準折舊或攤銷，並經考慮估計剩餘價值。本集團會按年評估物業、廠房和設備以及無形資產剩餘價值及可用年期，而倘預期有別於原有估計，則與原有估計之有關差異將對估計變更之年內之折舊或攤銷費用構成影響。

4 CRITICAL ACCOUNTING ESTIMATES AND JUDGEMENTS (continued)

(b) Income taxes

The Group's subsidiaries that operate in the PRC are subject to corporate income tax in the PRC. Significant judgement is required in determining the provision for income taxes. There are many transactions and calculations for which the ultimate tax determination is uncertain during the ordinary course of business. The Group recognises liabilities for anticipated tax audit issues based on estimates of whether additional taxes will be due. Where the final tax outcome of these matters is different from the amounts that were initially recorded, such differences will impact the income tax and deferred tax provisions in the period in which such determination is made.

Deferred income tax assets relating to certain temporary differences and tax losses are recognised as management considers it is probable that future taxable profit will be available against which the temporary differences or tax losses can be utilised. Where the expectation is different from the original estimate, such differences will impact the recognition of deferred income tax assets and income tax expense in the period in which such estimate is changed.

Deferred tax liabilities are generally recognised for all taxable temporary differences, except that the temporary differences arise from the initial recognition of goodwill, or arise from initial recognition of an asset or liability in a transaction other than a business combination that at the time of the transaction affects neither accounting nor taxable profit or loss.

(c) Useful life and residual value of property, plant and equipment and intangible assets

Property, plant and equipment and intangible assets are depreciated or amortised on a straight-line basis over their estimated useful lives, after taking into account the estimated residual value. The Group assesses annually the residual value and the useful life of the property, plant and equipment and intangible assets and if the expectation differs from the original estimates, such differences from the original estimates will impact the depreciation or amortisation charges in the year in which the estimates change.

綜合財務報表附註(續)

Notes to the Consolidated Financial Statements (Continued)

(金額單位為人民幣千元(除非另有說明))

(All amounts in RMB thousands unless otherwise stated)

4 關鍵會計估計及判斷 (續)

(d) 金融資產減值

金融資產損失撥備是基於對違約風險和預期損失率的假設而計算的。本集團在做出假設和選擇計算的輸入值時，按照本集團以往經驗、現有市場條件以及於各報告期末的前瞻性估計進行判斷。本集團所使用的關鍵假設和輸入值詳情披露於附註3.1(b)的表格中。

5 分部信息

管理層已根據高級行政管理層審議並用於作出策略決定的月度報告釐定經營分部。

高級行政管理層僅基於「產品」劃分業務，主要是由於就地域而言，所有產品均在中國提供，而該地區視作具有相似風險和回報。

報告經營分部的收入和利潤主要來自天然氣零售業務、天然氣批發業務以及工程安裝及服務。

4 CRITICAL ACCOUNTING ESTIMATES AND JUDGEMENTS (continued)

(d) Impairment of financial assets

The loss allowances for financial assets are based on assumptions about risk of default and expected loss rates. The Group uses judgement in making these assumptions and selecting the inputs to the impairment calculation, based on the Group's past history, existing market conditions as well as forward looking estimates at the end of each reporting period. Details of the key assumptions and inputs used are disclosed in the tables in Note 3.1(b).

5 SEGMENT INFORMATION

Management has determined the operating segments based on the reports reviewed by the senior executive management team on monthly basis that are used to make strategic decisions.

The senior executive management team considers the business from a "product" perspective only, as geographically all the products are provided within the PRC, which is considered as one geographic location with similar risks and returns.

The reportable segments derive their revenue and profit primarily from sales of natural gas in cylinders, sales of natural gas in bulk and engineering construction services.

5 分部信息(續)

高級行政管理層根據使用產品的終端用戶類型審閱業務表現。對於銷售給予住宅用戶、工商業用戶、交通用戶歸類為天然氣零售業務，而對於銷售給予城市燃氣企業直供和批發及氣源貿易用戶則歸類為天然氣批發業務。綜合服務收入、投資物業的租金收入及其他雜項收入經高級行政管理層審閱，有關業績載入「所有其他分部」一欄。本集團的經營分部分別為：天然氣零售業務、天然氣批發業務、工程安裝及服務和其他分部。

高級行政管理層根據分部業績評估經營分部的表現，分部業績基於各分部稅前利潤計算，金融及合約資產的減值虧損淨額、商譽減值虧損、其他收益、其他收益／虧損 — 淨額、財務費用 — 淨額，應佔聯營公司及合營企業業績、未分配例如中央行政費用和董事薪金等公司費用。

本集團並無向分部分配資產或負債，此乃由於高級行政管理層並無用此資料向經營分部分配資源或評估經營分部的表現。因此，本集團並無呈報各可報告分部的分部資產及分部負債。

5 SEGMENT INFORMATION (continued)

The senior executive management reviews business performance according to the types of end-users who use its products. For sales made to residential customers, industrial and commercial customers, and transportation customers is classified as sales of natural gas in cylinders; whereas for sales made to city gas enterprise customers for direct supply and wholesale purpose, and gas source trading customers is classified as sales of natural gas in bulk. The revenue from comprehensive service, rental income of investment properties and other miscellaneous income, has been reviewed by the senior executive management team, and its results are included in the “all other segments”. Business segments are classified as: sales of natural gas in cylinders, sales of natural gas in bulk, engineering construction services and other segments.

The senior executive management team assesses performance of the operating segments based on segment results which represent the profit before taxation earned by each segment without allocation of net impairment losses on financial assets and contractual assets, impairment loss on goodwill, other income, other gains/losses — net, finance expense — net, share of results of associates and a joint venture, unallocated corporate expenses such as central administration costs and directors' salaries.

The Group does not allocate assets and liabilities to its segments, as the senior executive management team do not use these information to allocate resources to or evaluate the performance of operating segment. Therefore, the Group does not report a measure of segment assets and liabilities for each reportable segment.

綜合財務報表附註(續)

Notes to the Consolidated Financial Statements (Continued)

(金額單位為人民幣千元(除非另有說明))

(All amounts in RMB thousands unless otherwise stated)

5 分部信息(續)

截至二零二五年十二月三十一日止年度，就報告分部向高級行政管理層提供的分部信息如下：

5 SEGMENT INFORMATION (continued)

The segment information provided to the senior executive management team for the reportable segments for the year ended 31 December 2025 is as follows:

		天然氣 零售業務 Sales of natural gas in cylinders 人民幣千元 RMB'000	天然氣 批發業務 Sales of natural gas in bulk 人民幣千元 RMB'000	工程安裝 及服務 Engineering construction services 人民幣千元 RMB'000	所有 其他分部 All other segments 人民幣千元 RMB'000	分部間對銷 Inter-segment elimination 人民幣千元 RMB'000	未分配 Unallocated 人民幣千元 RMB'000	總額 Total 人民幣千元 RMB'000
收入總額	Total revenue	4,970,509	1,842,268	480,688	1,223,103	(579,088)	—	7,937,480
分部間收入	Inter-segment revenue	—	—	—	579,088	(579,088)	—	—
來自於外部客戶的收入	External revenue	4,970,509	1,842,268	480,688	644,015	—	—	7,937,480
確認收入的時間	Timing of revenue recognition							
在某一時點	At a point in time	4,970,509	1,842,268	—	412,694	—	—	7,225,471
在一段期間內	Over time	—	—	480,688	231,321	—	—	712,009
分部利潤	Segment profit	336,011	39,948	203,383	226,222	—	—	805,564
未分配費用	Unallocated expenses						(56,684)	(56,684)
金融及合約資產的 減值虧損淨額	Net impairment losses on financial assets and contract assets						(306,944)	(306,944)
商譽減值虧損	Impairment loss on goodwill						(28,344)	(28,344)
其他收益	Other income						10,282	10,282
其他利得—淨額	Other gains—net						20,734	20,734
經營利潤	Operating profit							444,608
財務費用—淨額	Finance expenses—net						(363,019)	(363,019)
應佔聯營公司及合營企業業績	Share of results of associates and a joint venture						29,798	29,798
除所得稅前利潤	Profit before income tax							111,387
所得稅費用	Income tax expense						(55,625)	(55,625)
年度利潤	Profit for the year							55,762

綜合財務報表附註(續)
Notes to the Consolidated Financial Statements (Continued)
(金額單位為人民幣千元(除非另有說明))
(All amounts in RMB thousands unless otherwise stated)

5 分部信息(續)

截至二零二四年十二月三十一日止年度，就報告分部向高級行政管理層提供的分部信息如下：

5 SEGMENT INFORMATION (continued)

The segment information provided to the senior executive management team for the reportable segments for the year ended 31 December 2024, is as follows:

		天然氣 零售業務 Sales of natural gas in cylinders 人民幣千元 RMB'000	天然氣 批發業務 Sales of natural gas in bulk 人民幣千元 RMB'000	工程安裝 及服務 Engineering construction services 人民幣千元 RMB'000	所有 其他分部 All other segments 人民幣千元 RMB'000	分部間對銷 Inter-segment elimination 人民幣千元 RMB'000	未分配 Unallocated 人民幣千元 RMB'000	總額 Total 人民幣千元 RMB'000
收入總額	Total revenue	5,042,353	1,471,427	784,240	938,916	(456,171)	—	7,780,765
分部間收入	Inter-segment revenue	—	—	—	456,171	(456,171)	—	—
來自外部客戶的收入	External revenue	5,042,353	1,471,427	784,240	482,745	—	—	7,780,765
確認收入的時間	Timing of revenue recognition							
在某一時點	At a point in time	5,042,353	1,471,427	—	357,603	—	—	6,871,383
在一段期間內	Over time	—	—	784,240	125,142	—	—	909,382
分部利潤	Segment profit	384,705	57,487	425,135	181,962	—	—	1,049,289
未分配費用	Unallocated expenses						(50,903)	(50,903)
金融及合約資產的 減值虧損淨額	Net impairment losses on financial assets and contract assets						(62,445)	(62,445)
商譽減值虧損	Impairment loss on goodwill						(43,751)	(43,751)
其他收益	Other income						15,349	15,349
其他虧損—淨額	Other losses — net						(34,003)	(34,003)
經營利潤	Operating profit							873,536
財務費用—淨額	Finance expenses — net						(387,028)	(387,028)
應佔聯營公司及合營企業業績	Share of results of associates and a joint venture						20,472	20,472
除所得稅前利潤	Profit before income tax							506,980
所得稅費用	Income tax expense						(182,471)	(182,471)
年度利潤	Profit for the year							324,509

綜合財務報表附註(續)

Notes to the Consolidated Financial Statements (Continued)

(金額單位為人民幣千元(除非另有說明))

(All amounts in RMB thousands unless otherwise stated)

5 分部信息(續)

本公司主要附屬公司均註冊於中國。所有來自於外部客戶的收入均來源於中國，及所有的非流動資產均位於中國。

本集團已確認以下與客戶合約有關的資產和負債：

5 SEGMENT INFORMATION (continued)

The principal subsidiaries of the Company are domiciled in the PRC. All the revenue from external customers are derived from the PRC, and all the non-current assets are located in the PRC.

The Group has recognised the following assets and liabilities related to contracts with customers:

		於二零二五年 十二月三十一日 As at 31 December 2025 人民幣千元 RMB'000	於二零二四年 十二月三十一日 As at 31 December 2024 人民幣千元 RMB'000
流動合約資產	Current contract assets	827,450	1,853,892
減：損失撥備	Less: Loss allowance	(16,859)	(4,922)
合約資產總額	Total contract assets	810,591	1,848,970
合約負債	Contract liabilities		
工程安裝及服務	Engineering construction service	249,861	285,972
天然氣零售業務	Sales of natural gas in cylinders	349,769	263,972
天然氣批發業務	Sales of natural gas in bulk	52,321	17,897
合約負債總額	Total contract liabilities	651,951	567,841

綜合財務報表附註(續)
Notes to the Consolidated Financial Statements (Continued)
(金額單位為人民幣千元(除非另有說明))
(All amounts in RMB thousands unless otherwise stated)

5 分部信息(續)

合約負債變動

		二零二五年 2025 人民幣千元 RMB'000	二零二四年 2024 人民幣千元 RMB'000
於一月一日的結餘	Balance at 1 January	567,841	612,176
因年內確認收入計入期 初合約負債而導致的 合約負債減少	Decrease in contract liabilities as a result of recognising revenue during the year that was included in the contract liabilities at the beginning of the period	(525,696)	(569,786)
因工程安裝及服務和天 然氣銷售活動的預收 款項而導致的合約負 債增加	Increase in contract liabilities as a result of billing in advance of engineering construction and sales of natural gas activities	609,806	525,451
於十二月三十一日的 結餘	Balance at 31 December	651,951	567,841

於二零二五年十二月三十一日，大部分的合約負債將於一年內結轉為收入。

As at 31 December 2025, majority of the contract liabilities will become revenue within one year.

(i) 已確認與合約負債有關的收入

年初的合約負債在當年已經結轉為收入的金額如下：

(i) Revenue recognised in relation to contract liabilities

The following table shows the revenue recognised in the current reporting period related to carried-forward contract liability as of 1 January:

		截至十二月三十一日止年度 Year ended 31 December	
		二零二五年 2025 人民幣千元 RMB'000	二零二四年 2024 人民幣千元 RMB'000
工程安裝及服務	Engineering construction service	243,827	329,148
天然氣零售業務	Sales of natural gas in cylinders	263,972	218,121
天然氣批發業務	Sales of natural gas in bulk	17,897	22,517
		525,696	569,786

綜合財務報表附註(續)

Notes to the Consolidated Financial Statements (Continued)

(金額單位為人民幣千元(除非另有說明))

(All amounts in RMB thousands unless otherwise stated)

6 其他收益

6 OTHER INCOME

		截至十二月三十一日止年度 Year ended 31 December	
		二零二五年 2025 人民幣千元 RMB'000	二零二四年 2024 人民幣千元 RMB'000
政府補助	Government grants in relation to		
— 稅項返還	— Tax refund	1,767	1,431
— 當地投資獎勵補助及其他補助	— Subsidies for local investment rewards and other incentives	8,515	13,918
		10,282	15,349

7 其他利得/(虧損)淨額

7 OTHER GAINS/(LOSSES) — NET

		截至十二月三十一日止年度 Year ended 31 December	
		二零二五年 2025 人民幣千元 RMB'000	二零二四年 2024 人民幣千元 RMB'000
處置物業、廠房和設備收益	Gains on disposal of property, plant and equipment	6,711	26,311
罰金及滯納金	Penalty and overdue fines	(1,483)	(3,419)
或有對價撥回	Written back of contingent consideration	5,704	—
匯兌收益/(虧損)淨額	Net foreign exchange gains/(losses)	17,030	(49,102)
以公允價值計量且其變動計入損益的金融資產和金融負債虧損(附註23)	Losses on financial assets and financial liabilities at fair value through profit or loss (Note 23)	(18,396)	(17,453)
其他	Others	11,168	9,660
		20,734	(34,003)

綜合財務報表附註(續)
Notes to the Consolidated Financial Statements (Continued)
(金額單位為人民幣千元(除非另有說明))
(All amounts in RMB thousands unless otherwise stated)

8 按性質分類的費用

8 EXPENSES BY NATURE

		截至十二月三十一日止年度 Year ended 31 December	
		二零二五年 2025 人民幣千元 RMB'000	二零二四年 2024 人民幣千元 RMB'000
使用的原材料及消耗品	Raw materials and consumables used	6,015,608	5,736,280
物業、廠房和設備折舊 (附註14)	Depreciation on property, plant and equipment (Note 14)	231,554	221,463
投資物業折舊 (附註16)	Depreciation on investment properties (Note 16)	3,164	1,706
無形資產攤銷(附註17)	Amortisation of intangible assets (Note 17)	126,008	128,915
僱員福利費用(附註9)	Employee benefit expenses (Note 9)	306,367	296,762
使用權資產折舊 (附註15)	Depreciation of right-of-use assets (Note 15)	20,137	17,092
項目建造及設計費用	Engagement of construction and design services	258,519	184,583
辦公費用及差旅費	Office and travelling expenses	73,728	68,085
維修費	Maintenance costs	62,687	56,354
能源消耗	Energy consumption	29,865	31,699
稅項	Taxes	24,372	21,802
核數師酬金	Auditors' remuneration		
— 核數服務	— Audit services	3,500	3,100
宣傳費用	Advertising expenses	3,500	2,561
城市管道網絡經營權 使用費	Licensing fee for the exclusive operating rights for city pipeline network	1,100	1,100
雜費	Miscellaneous	28,491	10,877
銷售成本、分銷成本及 行政費用總額	Total cost of sales, distribution expenses and administrative expenses	7,188,600	6,782,379

綜合財務報表附註(續)

Notes to the Consolidated Financial Statements (Continued)

(金額單位為人民幣千元(除非另有說明))

(All amounts in RMB thousands unless otherwise stated)

9 僱員福利費用

9 EMPLOYEE BENEFIT EXPENSES

		截至十二月三十一日止年度 Year ended 31 December	
		二零二五年 2025 人民幣千元 RMB'000	二零二四年 2024 人民幣千元 RMB'000
工資及薪酬	Wages and salaries	231,100	223,371
退休金成本 — 設定提存計劃 (a)	Pension costs — defined contribution plans (a)	27,608	26,565
社會保險費支出	Social security benefits costs	24,473	23,766
其他	Others	23,186	23,060
		306,367	296,762

(a) 於截至二零二五年十二月三十一日止年度期間，本集團並無動用沒收的供款以扣減其本年度供款(二零二四年：無)。

於二零二五年十二月三十一日，本集團並無就該項基金應繳付款項(二零二四年：無)。

(a) During the year ended 31 December 2025, no forfeited contributions were utilised by the Group to reduce its contributions for the current year (2024: Nil).

As at 31 December 2025, no contributions were payable to the fund at the year-end (2024 Nil).

9 僱員福利費用(續)

(b) 五位最高薪酬人士

截至二零二五年十二月三十一日止年度，本集團五位最高薪人士包括三名董事(二零二四年度：四名)。該等董事的酬金已反映於附註38中。截至二零二五年十二月三十一日止年度，支付予餘下兩名(二零二四年度：一名)人士的酬金如下：

9 EMPLOYEE BENEFIT EXPENSES (continued)

(b) Five highest paid individuals

The five individuals whose emoluments were highest in the Group for the year ended 31 December 2025 included three (2024: four) directors whose emoluments are reflected in the analysis shown in Note 38. The emoluments payable to the remaining two individual for the year ended 31 December 2025 (2024: one) are as follows:

		截至十二月三十一日止年度 Year ended 31 December	
		二零二五年 2025 人民幣千元 RMB'000	二零二四年 2024 人民幣千元 RMB'000
基本薪金和津貼	Basic salaries and allowances	735	369
退休福利及 其他社會福利	Pension and other social benefits	28	18
		763	387

本公司上述人士酬金屬於以下範圍：

The emoluments of the above individuals fell within the following bands:

		截至十二月三十一日止年度 Year ended 31 December	
		二零二五年 2025 人民幣千元 RMB'000	二零二四年 2024 人民幣千元 RMB'000
零至港幣1,000,000元	Nil to HKD1,000,000	2	1

本集團並無向五名最高薪酬人士支付任何酬金作為加入本集團或加入時的獎勵或離職補償。

No emoluments were paid by the Group to the five highest paid individuals as inducement to join or upon joining the Group or as compensation for loss of office.

綜合財務報表附註(續)

Notes to the Consolidated Financial Statements (Continued)

(金額單位為人民幣千元(除非另有說明))

(All amounts in RMB thousands unless otherwise stated)

10 財務費用 — 淨額

10 FINANCE EXPENSES — NET

		截至十二月三十一日止年度	
		Year ended 31 December	
		二零二五年	二零二四年
		2025	2024
		人民幣千元	人民幣千元
		RMB'000	RMB'000
財務收益	Finance income		
— 銀行存款和銀行理財 產品的利息收入	— Interest income from bank deposits and bank financial products	(2,757)	(5,764)
財務費用	Finance expenses		
— 借款利息費用	— Interest expense on borrowings	374,045	402,987
— 租賃負債	— Leasing liabilities	910	895
— 其他	— Others	7,249	8,007
減：合資格資產資本化 數額	Less: amounts capitalised on qualifying assets	(16,428)	(19,097)
		365,776	392,792
		363,019	387,028

綜合財務報表附註(續)
Notes to the Consolidated Financial Statements (Continued)
(金額單位為人民幣千元(除非另有說明))
(All amounts in RMB thousands unless otherwise stated)

11(a) 附屬公司投資

於二零二五年十二月三十一日，本公司的主要附屬公司如下表呈列：

11(a) INVESTMENTS IN SUBSIDIARIES

The following is a list of the principal subsidiaries as at 31 December 2025:

名稱 Name	註冊成立的國家/ 地點及日期 Country/Place and date of incorporation	法定主體類別 Type of legal entity	註冊資本 Registered capital (人民幣千元) (RMB'000)	持有有效權益 Effective interest held	主要業務和經營地點 Principal activities and place of operation
立天控股有限公司(「立天控股」)	英屬維爾京群島/ 二零零三年七月八日	有限責任公司	7*	100%**	於英屬維爾京群島中介控股公司
Upsky Holdings Limited (“Upsky Holdings”) (立天控股有限公司)	BVI/8 July 2003	Limited liability company	7*	100%**	Intermediary holding company in BVI
天倫新能源有限公司(「天倫新能源」)	香港/ 二零一零年五月十日	有限責任公司	—*	100%	於香港中介控股公司
Tian Lun New Energy Limited (“Tian Lun New Energy”) (天倫新能源有限公司)	Hong Kong/10 May 2010	Limited liability company	—*	100%	Intermediary holding company in HK
香港信融有限公司(「香港信融」)	香港/ 二零一三年六月十三日	有限責任公司	610*	100%	於香港開展天然氣設備交易
Hong Kong Xin Rong Limited (“HK Xin Rong”) (香港信融有限公司)	Hong Kong/13 June 2013	Limited liability company	610*	100%	Trading of natural gas equipment in HK
華盛世紀有限公司(「華盛世紀」)	香港/ 二零一四年八月五日	有限責任公司	79*	100%	於香港進行股權及資產投資
Wah Shing Century Limited (“Wah Shing Century”) (華盛世紀有限公司)	Hong Kong/5 August 2014	Limited liability company	79*	100%	Investment in equity and assets in HK
天倫資本有限公司(「天倫資本」)	香港/ 二零二五年十二月十二日	有限責任公司	—*	100%	於香港中介控股公司
Tianlun Capital Limited (“Tianlun Capital”) (天倫資本有限公司)	Hong Kong/12 December 2025	Limited liability company	—*	100%	Intermediary holding company in HK
天倫綠色能源科技有限公司(「天倫綠色能源」)	香港/ 二零二五年十二月十二日	有限責任公司	—*	100%	在香港開展資源回收及綠色能源生產
Tianlun Green Energy Technology Limited (“Tianlun Green Energy”) (天倫綠色能源科技有限公司)	Hong Kong/12 December 2025	Limited liability company	—*	100%	Recycling of resources and production of green energy in HK

綜合財務報表附註(續)

Notes to the Consolidated Financial Statements (Continued)

(金額單位為人民幣千元(除非另有說明))

(All amounts in RMB thousands unless otherwise stated)

11(a) 附屬公司投資(續)

11(a) INVESTMENTS IN SUBSIDIARIES (continued)

名稱 Name	註冊成立的國家/ 地點及日期 Country/Place and date of incorporation	法定主體類別 Type of legal entity	註冊資本 Registered capital (人民幣千元) (RMB'000)	持有有效權益 Effective interest held	主要業務和經營地點 Principal activities and place of operation
新尚有限公司(「新尚公司」)	香港/ 二零二五年一月十日	有限責任公司	—*	100%	於香港中介控股公司
Xinshang Limited ("Xinshang Company") (新尚有限公司)	Hong Kong/10 January 2025	Limited liability company	—*	100%	Intermediary holding company in HK
創添發展有限公司(「創添公司」)	香港/ 二零二五年三月二十日	有限責任公司	—*	100%	於香港中介控股公司
Chuangtian Development Limited (「Chuangtian Company」)(創添發展有限公司)	Hong Kong/20 March 2025	Limited liability company	—*	100%	Intermediary holding company in HK
鶴壁市天倫新能源有限公司(「鶴壁新能源」)	中國/ 二零一零年五月十三日	有限責任公司	15,000	100%	於中國開展管道天然氣銷售及 燃氣管道建設與工程安裝
Hebi Tian Lun New Energy Limited (「Hebi New Energy」) (鶴壁市天倫新能源有限公司)	PRC/13 May 2010	Limited liability company	15,000	100%	Sales of pipelined natural gas, construction and connection of gas pipelines in the PRC
河南天倫燃氣集團有限公司(「河南天倫燃氣」)	中國/ 二零零二年十一月一日	有限責任公司	2,000,000	100%	於中國開展管道天然氣銷售及 燃氣管道建設與工程安裝
Henan Tianlun Gas Group Limited (「Henan Tianlun Gas」) (河南天倫燃氣集團有限公司)	PRC/1 November 2002	Limited liability company	2,000,000	100%	Sales of pipelined natural gas, construction and connection of gas pipelines in the PRC
鶴壁市天倫車用燃氣有限公司(「鶴壁天倫車用」)	中國/ 二零零七年十月二十九日	有限責任公司	10,000	100%	於中國銷售壓縮天然氣
Hebi Tian Lun Vehicle-use Gas Limited (「Hebi Tian Lun Vehicle」)(鶴壁市天倫車 用燃氣有限公司)	PRC/29 October 2007	Limited liability company	10,000	100%	Sales of CNG in the PRC

綜合財務報表附註(續)
Notes to the Consolidated Financial Statements (Continued)
(金額單位為人民幣千元(除非另有說明))
(All amounts in RMB thousands unless otherwise stated)

11(a) 附屬公司投資(續)

11(a) INVESTMENTS IN SUBSIDIARIES (continued)

名稱 Name	註冊成立的國家/ 地點及日期 Country/Place and date of incorporation	法定主體類別 Type of legal entity	註冊資本 Registered capital (人民幣千元) (RMB'000)	持有有效權益 Effective interest held	主要業務和經營地點 Principal activities and place of operation
許昌市天倫燃氣有限公司(「許昌天倫」) Xuchang Tian Lun Gas Limited ("Xuchang Tian Lun") (許昌市天倫燃氣有限公司)	中國/ 二零零三年九月二十九日 PRC/29 September 2003	有限責任公司 Limited liability company	135,000	100%	於中國開展管道天然氣銷售及 燃氣管道建設與工程安裝 Sales of pipelined natural gas, construction and connection of gas pipelines in the PRC
許昌市天倫車用燃氣有限公司(「許昌天倫車用」) Xuchang Tian Lun Vehicle-use Gas Limited ("Xuchang Tian Lun Vehicle") (許昌市天倫車用燃氣有限公司)	中國/ 二零零八年九月十二日 PRC/12 September 2008	有限責任公司 Limited liability company	10,000	100%	於中國銷售壓縮天然氣 Sales of CNG in the PRC
白銀市天然氣有限公司(「甘肅白銀」) Baiyin Natural Gas Limited ("Gansu Baiyin") (白銀市天然氣有限公司)	中國/ 二零零三年六月十六日 PRC/16 June 2003	有限責任公司 Limited liability company	30,361	98.97%	於中國開展管道天然氣銷售及 燃氣管道建設與工程安裝 Sales of pipelined natural gas, construction and connection of gas pipelines in the PRC
白銀市萬通燃氣有限公司(「白銀萬通」) Baiyin Wantong Gas Limited ("Baiyin Wantong") (白銀市萬通燃氣有限公司)	中國/ 二零零九年十月十五日 PRC/15 October 2009	有限責任公司 Limited liability company	8,500	100%	於中國銷售壓縮天然氣 Sales of CNG in the PRC
河南天倫燃氣管網有限公司(「河南天倫燃氣管 網」) Henan Tianlun Gas Pipeline Network Company Limited ("Henan Tianlun Pipeline") (河南天倫燃氣管網有限公司)	中國/ 二零零八年二月十九日 PRC/19 February 2008	有限責任公司 Limited liability company	265,411	90%	於中國開展燃氣銷售及輸送 Sales and transportation gas in the PRC

綜合財務報表附註(續)

Notes to the Consolidated Financial Statements (Continued)

(金額單位為人民幣千元(除非另有說明))

(All amounts in RMB thousands unless otherwise stated)

11(a) 附屬公司投資(續)

11(a) INVESTMENTS IN SUBSIDIARIES (continued)

名稱 Name	註冊成立的國家/ 地點及日期 Country/Place and date of incorporation	法定主體類別 Type of legal entity	註冊資本 Registered capital (人民幣千元) (RMB'000)	持有有效權益 Effective interest held	主要業務和經營地點 Principal activities and place of operation
寶豐天倫燃氣有限公司(「寶豐天倫」) Baofeng Tianlun Gas Co., Ltd (“Baofeng Tianlun”) (寶豐天倫燃氣有限公司)	中國/ 二零一八年五月十一日 PRC/11 May 2018	有限責任公司 Limited liability company	10,000	100%	於中國開展天然氣銷售以及燃 氣設備銷售 Sales of natural gas and trading of natural gas equipment in the PRC
滎縣天倫燃氣有限公司(「滎縣天倫」) Jia County Tianlun Gas Co., Ltd (“Jia County Tianlun”)(滎縣天倫燃氣有限公司)	中國/ 二零一九年六月六日 PRC/6 June 2019	有限責任公司 Limited liability company	10,000	100%	於中國開展天然氣銷售以及燃 氣設備銷售 Sales of natural gas and trading of natural gas equipment in the PRC
魯山天倫燃氣有限公司(「魯山天倫」) Lushan Tianlun Gas Co., Ltd (“Lushan Tianlun”) (魯山天倫燃氣有限公司)	中國/ 二零一八年五月三十一日 PRC/31 May 2018	有限責任公司 Limited liability company	10,000	100%	於中國開展天然氣銷售以及燃 氣設備銷售 Sales of natural gas and trading of natural gas equipment in the PRC
舞鋼天倫燃氣有限公司(「舞鋼天倫」) Wugang Tianlun Gas Co., Ltd (“Wugang Tianlun”) (舞鋼天倫燃氣有限公司)	中國/ 二零一八年六月六日 PRC/6 June 2018	有限責任公司 Limited liability company	30,000	100%	於中國開展天然氣銷售以及燃 氣設備銷售 Sales of natural gas and trading of natural gas equipment in the PRC
吉林省中吉大地燃氣集團有限公司(「吉林中吉」) Jilin Zhongji Dadi Gas Group Limited (“Jilin Zhongji”) (吉林省中吉大地燃氣集團有限公司)	中國/ 二零零五年三月二十五日 PRC/25 March 2005	有限責任公司 Limited liability company	140,000	100%	於中國開展管道天然氣銷售及 燃氣管道建設與工程安裝及 壓縮天然氣銷售 Sales of pipelined natural gas, construction and connection of gas pipelines and sales of CNG in the PRC

綜合財務報表附註(續)
Notes to the Consolidated Financial Statements (Continued)
(金額單位為人民幣千元(除非另有說明))
(All amounts in RMB thousands unless otherwise stated)

11(a) 附屬公司投資(續)

11(a) INVESTMENTS IN SUBSIDIARIES (continued)

名稱 Name	註冊成立的國家/ 地點及日期 Country/Place and date of incorporation	法定主體類別 Type of legal entity	註冊資本 Registered capital (人民幣千元) (RMB'000)	持有有效權益 Effective interest held	主要業務和經營地點 Principal activities and place of operation
九台市大地燃氣有限公司(「九台大地」) Jiutai Dadi Gas Limited (“Jiutai Dadi”) (九台市大地燃氣有限公司)	中國/ 二零零八年七月八日 PRC/8 July 2008	有限責任公司 Limited liability company	24,000	100%	於中國銷售管道天然氣 Sales of pipelined natural gas in the PRC
磐石市大地燃氣有限公司(「磐石大地」) Panshi Dadi Gas Limited (“Panshi Dadi”) (磐石市大地燃氣有限公司)	中國/ 二零零六年十月二十六日 PRC/26 October 2006	有限責任公司 Limited liability company	10,000	100%	於中國銷售管道天然氣及壓縮 天然氣 Sales of pipelined natural gas and CNG in the PRC
大安市大地燃氣有限公司(「大安大地」) Da'an Dadi Gas Limited (“Da'an Dadi”) (大安市大地燃氣有限公司)	中國/ 二零零八年一月二十五日 PRC/25 January 2008	有限責任公司 Limited liability company	12,000	100%	於中國銷售管道天然氣及壓縮 天然氣 Sales of pipelined natural gas and CNG in the PRC
白城市大地天然氣有限公司(「白城大地」) Baicheng Dadi Natural Gas Limited (“Baicheng Dadi”)(白城市大地天然氣有限公 司)	中國/ 二零零六年三月二十三日 PRC/23 March 2006	有限責任公司 Limited liability company	6,000	100%	於中國銷售壓縮天然氣 Sales of CNG in the PRC
鎮賚縣大地燃氣有限公司(「鎮賚縣大地」) Zhenlai County Dadi Gas Limited (“Zhenlai County Dadi”) (鎮賚縣大地燃氣有限公司)	中國/ 二零零九年九月三十日 PRC/30 September 2009	有限責任公司 Limited liability company	16,000	100%	於中國銷售管道天然氣 Sales of pipelined natural gas in the PRC
通榆縣大地燃氣有限公司(「通榆縣大地」) Tongyu County Dadi Gas Limited (“Tongyu County Dadi”) (通榆縣大地燃氣有限公司)	中國/ 二零零五年十一月三十日 PRC/30 November 2005	有限責任公司 Limited liability company	10,000	100%	於中國銷售管道天然氣 Sales of pipelined natural gas in the PRC

綜合財務報表附註(續)

Notes to the Consolidated Financial Statements (Continued)

(金額單位為人民幣千元(除非另有說明))

(All amounts in RMB thousands unless otherwise stated)

11(a) 附屬公司投資(續)

11(a) INVESTMENTS IN SUBSIDIARIES (continued)

名稱 Name	註冊成立的國家/ 地點及日期 Country/Place and date of incorporation	法定主體類別 Type of legal entity	註冊資本 Registered capital (人民幣千元) (RMB'000)	持有有效權益 Effective interest held	主要業務和經營地點 Principal activities and place of operation
濮陽市天倫燃氣有限公司(「濮陽天倫」) Puyang Tian Lun Gas Limited ("Puyang Tianlun") (濮陽市天倫燃氣有限公司)	中國/ 二零零九年十一月九日 PRC/9 November 2009	有限責任公司 Limited liability company	20,000	100%	於中國開展管道天然氣銷售及 燃氣管道建設與工程安裝 Sales of pipelined natural gas, construction and connection of gas pipelines in the PRC
敦化市大地天然氣有限公司(「敦化大地」) Dunhua Dadi Gas Limited ("Dunhua Dadi") (敦化市大地天然氣有限公司)	中國/ 二零零七年一月十五日 PRC/15 January 2007	有限責任公司 Limited liability company	13,000	100%	於中國銷售管道天然氣 Sales of pipelined natural gas in the PRC
吉林省大地技術諮詢有限公司(「吉林大地」) Jilin Dadi Technology Consultancy Limited ("Jilin Dadi") (吉林省大地技術諮詢有限公司)	中國/ 二零零二年三月七日 PRC/7 March 2002	有限責任公司 Limited liability company	5,000	100%	於中國開展工程設計及諮詢服 務 Engineering design and consulting services in the PRC
新野縣天倫燃氣有限公司(「新野天倫」) Xinye County Tian Lun Gas Limited ("Xinye Tian Lun") (新野縣天倫燃氣有限公司)	中國/ 二零一一年十一月二日 PRC/2 November 2011	有限責任公司 Limited liability company	10,000	100%	於中國開展管道天然氣銷售及 燃氣管道建設與工程安裝 Sales of pipelined natural gas, construction and connection of gas pipelines in the PRC
河南綠源燃氣有限公司(「河南綠源」) Henan Luyuan Gas Limited ("Henan Luyuan") (河南綠源燃氣有限公司)	中國/ 二零零五年一月六日 PRC/6 January 2005	有限責任公司 Limited liability company	33,330	100%	於中國開展管道天然氣銷售及 燃氣管道建設與工程安裝及 壓縮天然氣銷售 Sales of pipelined natural gas, construction and connection of gas pipelines and sales of CNG in the PRC

綜合財務報表附註(續)
Notes to the Consolidated Financial Statements (Continued)
(金額單位為人民幣千元(除非另有說明))
(All amounts in RMB thousands unless otherwise stated)

11(a) 附屬公司投資(續)

11(a) INVESTMENTS IN SUBSIDIARIES (continued)

名稱 Name	註冊成立的國家/ 地點及日期 Country/Place and date of incorporation	法定主體類別 Type of legal entity	註冊資本 Registered capital (人民幣千元) (RMB'000)	持有有效權益 Effective interest held	主要業務和經營地點 Principal activities and place of operation
嵩縣天倫燃氣有限公司(「河南嵩縣」) Song County Tian Lun Gas Limited (“Henan Songxian”) (嵩縣天倫燃氣有限公司)	中國/ 二零一一年六月二十四日 PRC/24 June 2011	有限責任公司 Limited liability company	41,000	100%	於中國開展管道天然氣銷售及 燃氣管道建設與工程安裝 Sales of pipelined natural gas, construction and connection gas pipelines and sales of in the PRC
商丘市綠源汽車燃氣有限公司(「商丘綠源車用」) Shangqiu Luyuan Vehicle Gas Limited (“Shangqiu Luyuan Vehicle”) (商丘市綠源汽車燃氣有限公司)	中國/ 二零零六年八月二十二日 PRC/22 August 2006	有限責任公司 Limited liability company	1,060	100%	於中國銷售壓縮天然氣 Sales of CNG in the PRC
洞口森博燃氣有限公司(「洞口森博」) Dongkou Senbo Gas Limited (“Dongkou Senbo”) (洞口森博燃氣有限公司)	中國/ 二零一一年一月六日 PRC/6 January 2011	有限責任公司 Limited liability company	13,500	100%	於中國開展管道天然氣銷售及 燃氣管道建設與工程安裝 Sales of pipelined natural gas, construction and connection of gas pipelines in the PRC
開封西納天然氣有限公司(「開封西納」) Kaifeng Xi'Na Natural Gas Limited (“Kaifeng Xi'Na”) (開封西納天然氣有限公司)	中國/ 二零零四年十月二十八日 PRC/28 October 2004	有限責任公司 Limited liability company	30,000	100%	於中國開展管道天然氣銷售及 燃氣管道建設與工程安裝 Sales of pipelined natural gas, construction and connection of gas pipelines in the PRC
曹縣中天燃氣有限公司(「曹縣中天」) Cao County Zhongtian Gas Limited (“Caoxian Zhongtian”) (曹縣中天燃氣有限公 司)	中國/ 二零一二年五月九日 PRC/9 May 2012	有限責任公司 Limited liability company	10,000	80%	於中國開展管道天然氣銷售及 燃氣管道建設與工程安裝 Sales of pipelined natural gas, construction and connection of gas pipelines in the PRC

綜合財務報表附註(續)

Notes to the Consolidated Financial Statements (Continued)

(金額單位為人民幣千元(除非另有說明))

(All amounts in RMB thousands unless otherwise stated)

11(a) 附屬公司投資(續)

11(a) INVESTMENTS IN SUBSIDIARIES (continued)

名稱 Name	註冊成立的國家/ 地點及日期 Country/Place and date of incorporation	法定主體類別 Type of legal entity	註冊資本 Registered capital (人民幣千元) (RMB'000)	持有有效權益 Effective interest held	主要業務和經營地點 Principal activities and place of operation
單縣中天燃氣有限公司(「單縣中天」) Shan County Zhongtian Gas Limited ("Shanxian Zhongtian") (單縣中天燃氣有限公司)	中國/ 二零零六年四月二十七日 PRC/27 April 2006	有限責任公司 Limited liability company	12,000	80%	於中國開展管道天然氣銷售及 燃氣管道建設與工程安裝 Sales of pipelined natural gas, construction and connection of gas pipelines in the PRC
廣西鹿寨天倫燃氣有限公司(「鹿寨天倫」) Guangxi Luzhai Tianlun Gas Limited ("Luzhai Tianlun") (廣西鹿寨天倫燃氣有限公 司)	中國/ 二零一二年一月六日 PRC/6 January 2012	有限責任公司 Limited liability company	30,000	100%	於中國開展管道天然氣銷售及 燃氣管道建設與工程安裝 Sales of pipelined natural gas, construction and connection of gas pipelines in the PRC
邢臺天倫運興車用燃氣有限公司(「邢臺天倫」) Xingtai Tianlun Yunyu Vehicle Gas Limited ("Xingtai Tianlun") (邢臺天倫運興車用燃氣有限公司)	中國/ 二零一二年五月三十一日 PRC/31 May 2012	有限責任公司 Limited liability company	20,000	70%	於中國銷售壓縮天然氣 Sales of CNG in the PRC
古浪天倫燃氣有限公司(「古浪天倫」) Gulang Tianlun Gas Limited ("Gulang Tianlun") (古浪天倫燃氣有限公司)	中國/ 二零一二年十一月三十日 PRC/30 November 2012	有限責任公司 Limited liability company	30,000	100%	於中國開展管道天然氣銷售及 燃氣管道建設與工程安裝 Sales of pipelined natural gas, construction and connection of gas pipelines in the PRC
吉林長嶺縣天倫燃氣有限公司(「長嶺天倫」) Jilin Changling County Tianlun Gas Limited ("Changling Tianlun") (吉林長嶺縣天倫燃氣有限公司)	中國/ 二零一三年十二月四日 PRC/4 December 2013	有限責任公司 Limited liability company	10,000	70%	於中國提供新能源技術開發服 務 New energy technology development services in the PRC

綜合財務報表附註(續)
Notes to the Consolidated Financial Statements (Continued)

(金額單位為人民幣千元(除非另有說明))
(All amounts in RMB thousands unless otherwise stated)

11(a) 附屬公司投資(續)

11(a) INVESTMENTS IN SUBSIDIARIES (continued)

名稱 Name	註冊成立的國家/ 地點及日期 Country/Place and date of incorporation	法定主體類別 Type of legal entity	註冊資本 Registered capital (人民幣千元) (RMB'000)	持有有效權益 Effective interest held	主要業務和經營地點 Principal activities and place of operation
東明萬吉天然氣實業有限公司(「東明萬吉」) Dongming Wanji Natural Gas Industrial Limited ("Dongming Wanji") (東明萬吉天然氣實業有限公司)	中國/ 二零零五年六月三日 PRC/3 June 2005	有限責任公司 Limited liability company	10,000	80%	於中國開展管道天然氣銷售及 燃氣管道建設與工程安裝 Sales of pipelined natural gas, construction and connection of gas pipelines in the PRC
菏澤市廣荷天然氣有限公司(「菏澤廣荷」) Heze Guanghe Natural Gas Limited ("Heze Guanghe") (菏澤市廣荷天然氣有限公司)	中國/ 二零零二年一月二十四日 PRC/24 January 2002	有限責任公司 Limited liability company	30,000	100%	於中國開展管道天然氣銷售及 燃氣管道建設與工程安裝 Sales of pipelined natural gas, construction and connection of gas pipelines in the PRC
廣西瀘陽天倫燃氣有限公司(「瀘陽天倫」) Guangxi Guanyang Tianlun Gas Limited ("Guanyang Tianlun") (廣西瀘陽天倫燃氣有限公司)	中國/ 二零一三年十一月二十七日 PRC/27 November 2013	有限責任公司 Limited liability company	10,000	100%	於中國開展管道天然氣銷售及 燃氣管道建設與工程安裝 Sales of pipelined natural gas, construction and connection of gas pipelines in the PRC
鄭州市上街區天倫車用燃氣有限公司 (「上街天倫車用」) Zhengzhou Shangjie Tianlun Vehicle Gas Limited ("Shangjie Tianlun Vehicle") (鄭州市上街區天倫車用燃氣有限公司)	中國/ 二零一三年四月十八日 PRC/18 April 2013	有限責任公司 Limited liability company	10,000	100%	於中國銷售壓縮天然氣 Sales of CNG in the PRC
雲南大通天然氣有限公司(「雲南大通」) Yunnan Datong Natural Gas Limited ("Yunnan Datong") (雲南大通天然氣有限公司)	中國/ 二零一三年三月二十四日 PRC/24 March 2013	有限責任公司 Limited liability company	159,380	100%	於中國開展工程設計及諮詢服 務 Engineering design and consulting services in the PRC

綜合財務報表附註(續)

Notes to the Consolidated Financial Statements (Continued)

(金額單位為人民幣千元(除非另有說明))

(All amounts in RMB thousands unless otherwise stated)

11(a) 附屬公司投資(續)

11(a) INVESTMENTS IN SUBSIDIARIES (continued)

名稱 Name	註冊成立的國家/ 地點及日期 Country/Place and date of incorporation	法定主體類別 Type of legal entity	註冊資本 Registered capital (人民幣千元) (RMB'000)	持有有效權益 Effective interest held	主要業務和經營地點 Principal activities and place of operation
會澤縣大通天然氣有限公司(「會澤大通」) Huize Datong Natural Gas Limited ("Huize Datong") (會澤縣大通天然氣有限公司)	中國/ 二零零七年十二月二十一日 PRC/21 December 2007	有限責任公司 Limited liability company	37,380	100%	於中國開展管道天然氣銷售及 燃氣管道建設與工程安裝 Sales of pipelined natural gas; construction and connection of gas pipelines in the PRC
個舊大通天然氣有限公司(「個舊大通」) Gejiu Datong Natural Gas Limited ("Gejiu Datong") (個舊大通天然氣有限公司)	中國/ 二零零九年一月十五日 PRC/15 January 2009	有限責任公司 Limited liability company	30,000	100%	於中國開展管道天然氣銷售及 燃氣管道建設與工程安裝 Sales of pipelined natural gas; construction and connection of gas pipelines in the PRC
廣南縣大通天然氣有限公司(「廣南大通」) Guangnan Datong Natural Gas Limited ("Guangnan Datong") (廣南縣大通天然氣有限公司)	中國/ 二零一零年九月二日 PRC/2 September 2010	有限責任公司 Limited liability company	33,000	100%	於中國開展管道天然氣銷售及 燃氣管道建設與工程安裝 Sales of pipelined natural gas; construction and connection of gas pipelines in the PRC
河口縣大通天然氣有限公司(「河口大通」) Hekou Datong Natural Gas Limited ("Hekou Datong") (河口縣大通天然氣有限公司)	中國/ 二零一三年九月二十四日 PRC/24 September 2013	有限責任公司 Limited liability company	26,000	100%	於中國開展管道天然氣銷售及 燃氣管道建設與工程安裝 Sales of pipelined natural gas; construction and connection of gas pipelines in the PRC
硯山縣大通天然氣有限公司(「硯山大通」) Yanshan Datong Natural Gas Limited ("Yanshan Datong") (硯山縣大通天然氣有限公司)	中國/ 二零一一年五月十日 PRC/10 May 2011	有限責任公司 Limited liability company	26,000	100%	於中國開展管道天然氣銷售及 燃氣管道建設與工程安裝 Sales of pipelined natural gas; construction and connection of gas pipelines in the PRC

綜合財務報表附註(續)
Notes to the Consolidated Financial Statements (Continued)
(金額單位為人民幣千元(除非另有說明))
(All amounts in RMB thousands unless otherwise stated)

11(a) 附屬公司投資(續)

11(a) INVESTMENTS IN SUBSIDIARIES (continued)

名稱 Name	註冊成立的國家/ 地點及日期 Country/Place and date of incorporation	法定主體類別 Type of legal entity	註冊資本 Registered capital (人民幣千元) (RMB'000)	持有有效權益 Effective interest held	主要業務和經營地點 Principal activities and place of operation
紅河大通天然氣有限公司(「紅河大通」) Honghe Datong Natural Gas Limited (“Honghe Datong”) (紅河大通天然氣有限公司)	中國/ 二零零九年八月二十五日 PRC/25 August 2009	有限責任公司 Limited liability company	10,000	100%	於中國開展管道天然氣銷售及 燃氣管道建設與工程安裝 Sales of pipelined natural gas; construction and connection of gas pipelines in the PRC
尉氏縣天倫燃氣有限公司(「尉氏天倫」) Weishi Tianlun Gas Limited (“Weishi Tianlun”) (尉氏縣天倫燃氣有限公司)	中國/ 二零一三年七月三十日 PRC/30 July 2013	有限責任公司 Limited liability company	10,000	100%	於中國銷售管道天然氣 Sales of pipelined natural gas in the PRC
吉林伊通天倫燃氣有限公司(「伊通天倫」) Jilin Yitong Tianlun Gas Limited (“Yitong Tianlun”) (吉林伊通天倫燃氣有限公司)	中國/ 二零一三年八月二十六日 PRC/26 August 2013	有限責任公司 Limited liability company	16,000	100%	於中國開展工程設計及諮詢服 務 Engineering design and consulting services in the PRC
汕頭市潮陽區民安管道燃氣有限公司 (「汕頭潮陽」) Shantou Chaoyang District Minan Pipelined Gas Limited (“Shantou Chaoyang”) (汕頭市潮陽區民安管道燃氣有限公司)	中國/ 二零零八年十月十五日 PRC/15 October 2008	有限責任公司 Limited liability company	30,000	90%	於中國開展管道天然氣銷售及 燃氣管道建設與工程安裝 Sales of pipelined natural gas; construction and connection of gas pipelines in the PRC
汕頭市澄海燃氣建設有限公司(「汕頭澄海」) Shantou Chenghai Gas Construction Limited (“Shantou Chenghai”) (汕頭市澄海燃氣建設有限公司)	中國/ 一九九四年六月二十四日 PRC/24 June 1994	有限責任公司 Limited liability company	17,250	90%	於中國開展管道天然氣銷售及 燃氣管道建設與工程安裝 Sales of pipelined natural gas; construction and connection of gas pipelines in the PRC

綜合財務報表附註(續)

Notes to the Consolidated Financial Statements (Continued)

(金額單位為人民幣千元(除非另有說明))

(All amounts in RMB thousands unless otherwise stated)

11(a) 附屬公司投資(續)

11(a) INVESTMENTS IN SUBSIDIARIES (continued)

名稱 Name	註冊成立的國家/ 地點及日期 Country/Place and date of incorporation	法定主體類別 Type of legal entity	註冊資本 Registered capital (人民幣千元) (RMB'000)	持有有效權益 Effective interest held	主要業務和經營地點 Principal activities and place of operation
潮州市華茂能源配送有限公司(「潮州華茂」) Chaozhou Huamao Energy Distribution Limited ("Chaozhou Huamao") (潮州市華茂能源配送有限公司)	中國/ 二零一零年九月六日 PRC/6 September 2010	有限責任公司 Limited liability company	133,224	60%	於中國開展管道天然氣銷售及 燃氣管道建設與工程安裝 Sales of pipelined natural gas; construction and connection of gas pipelines in the PRC
鶴壁市豫能燃氣有限公司(「鶴壁豫能」) Hebi Yuneng Gas Limited ("Hebi Yuneng") (鶴壁市豫能燃氣有限公司)	中國/ 二零一三年五月三十日 PRC/30 May 2013	有限責任公司 Limited liability company	10,000	100%	於中國提供燃氣管道設計服務 Provision of designing service of gas pipelines in the PRC
北京天倫投資有限公司(「北京天倫投資」) Beijing Tian Lun Investment Company Limited ("Beijing Tian Lun Investment") (北京天倫投資有限公司)	中國/ 二零零六年五月二十三日 PRC/23 May 2006	有限責任公司 Limited liability company	70,000	100%	於中國開展中介控股 Intermediary holding in the PRC
鄭州市上街區天倫燃氣有限公司(「上街天倫」) Zhengzhou Shangjie Tian Lun Gas Limited ("Shangjie Tian Lun") (鄭州市上街區天倫燃氣有限公司)	中國/ 二零零七年七月十八日 PRC/18 July 2007	有限責任公司 Limited liability company	15,000	90%	於中國開展管道天然氣銷售及 燃氣管道建設與工程安裝 Sales of pipelined natural gas; construction and connection of gas pipelines in the PRC
浙川縣天倫燃氣有限公司(「浙川天倫」) Xichuan Tianlun Gas Co., Ltd. ("Xichuan Tianlun") (浙川縣天倫燃氣有限公司)	中國/ 二零一九年七月三日 PRC/3 July 2019	有限責任公司 Limited liability company	20,000	100%	於中國開展天然氣銷售以及燃 氣設備銷售 Sales of natural gas and trading of natural gas equipment in the PRC

綜合財務報表附註(續)
Notes to the Consolidated Financial Statements (Continued)

(金額單位為人民幣千元(除非另有說明))
(All amounts in RMB thousands unless otherwise stated)

11(a) 附屬公司投資(續)

11(a) INVESTMENTS IN SUBSIDIARIES (continued)

名稱 Name	註冊成立的國家/ 地點及日期 Country/Place and date of incorporation	法定主體類別 Type of legal entity	註冊資本 Registered capital (人民幣千元) (RMB'000)	持有有效權益 Effective interest held	主要業務和經營地點 Principal activities and place of operation
三明慧基能源有限公司(「三明慧基」)	中國/ 二零一二年一月九日	有限責任公司	24,000	100%	於中國開展燃氣銷售及輸送燃氣銷售及輸送、燃氣管道工程安裝
Sanming Hui Ji Energy Company Limited (“Sanming Huiji”) (三明慧基能源有限公司)	PRC/9 January 2012	Limited liability company	24,000	100%	Sales and transportation gas, gas pipelines connections in the PRC
蘇州天倫燃氣管網有限公司(「蘇州天倫燃氣管網」)	中國/ 二零零八年三月十七日	有限責任公司	50,000	85%	於中國開展燃氣銷售及輸送
Suzhou Tianlun Natural Gas Pipeline Network Company Limited (“Suzhou Tianlun Pipeline”) (蘇州天倫燃氣管網有限公司)	PRC/17 March 2008	Limited liability company	50,000	85%	Sales and transportation gas in the PRC
禮泉縣宏遠天然氣有限公司(「禮泉宏遠」)	中國/ 二零零五年十二月十二日	有限責任公司	50,000	100%	於中國開展管道天然氣銷售及燃氣管道建設與工程安裝
Li Quan County Hong Yuan Natural Gas Company Limited (“LiQuan Hongyuan”) (禮泉縣宏遠天然氣有限公司)	PRC/12 December 2005	Limited liability company	50,000	100%	Sales of pipelined natural gas; construction and connection of gas pipelines in the PRC
乾縣宏遠天然氣有限公司(「乾縣宏遠」)	中國/ 二零零六年九月十八日	有限責任公司	50,000	100%	於中國開展管道天然氣銷售及燃氣管道建設與工程安裝
Qian County Hong Yuan Natural Gas Company Limited (“Qianxian Hongyuan”) (乾縣宏遠天然氣有限公司)	PRC/18 September 2006	Limited liability company	50,000	100%	Sales of pipelined natural gas; construction and connection of gas pipelines in the PRC
吉林乾安天倫燃氣有限公司(「吉林乾安」)	中國/ 二零一零年五月二十一日	有限責任公司	19,000	100%	於中國開展管道天然氣銷售及燃氣管道建設與工程安裝
Jilin Qian'an Tianlun Gas Company Limited (“Jilin Qian'an”) (吉林乾安天倫燃氣有限公司)	PRC/21 May 2010	Limited liability company	19,000	100%	Sales of pipelined natural gas; construction and connection of gas pipelines in the PRC

綜合財務報表附註(續)

Notes to the Consolidated Financial Statements (Continued)

(金額單位為人民幣千元(除非另有說明))

(All amounts in RMB thousands unless otherwise stated)

11(a) 附屬公司投資(續)

11(a) INVESTMENTS IN SUBSIDIARIES (continued)

名稱 Name	註冊成立的國家/ 地點及日期 Country/Place and date of incorporation	法定主體類別 Type of legal entity	註冊資本 Registered capital (人民幣千元) (RMB'000)	持有有效權益 Effective interest held	主要業務和經營地點 Principal activities and place of operation
鳳凰縣中油致遠燃氣有限公司(「鳳凰中油」) Fenghuang County Zhongyou Zhiyuan Gas Company Limited ("Fenghuang Zhongyou") (鳳凰縣中油致遠燃氣有限公司)	中國/ 二零一一年三月三十一日 PRC/31 March 2011	有限責任公司 Limited liability company	10,000	100%	於中國開展管道天然氣銷售及 燃氣管道建設與工程安裝 Sales of pipelined natural gas; construction and connection of gas pipelines in the PRC
四川省明聖天然氣有限責任公司(「四川明聖」) Sichuan Mingsheng Natural Gas Company Limited ("Sichuan Mingsheng") (四川省明聖天然氣有限責任公司)	中國/ 二零零零年十二月二十日 PRC/20 December 2000	有限責任公司 Limited liability company	30,000	100%	於中國開展管道天然氣銷售及 燃氣管道建設與工程安裝 Sales of pipelined natural gas; construction and connection of gas pipelines in the PRC
浙川縣龍成天然氣有限責任公司(「浙川龍成」) Xichuan Longcheng Natural Gas Company Limited ("Xichuan Longcheng") (浙川縣龍成天然氣有限責任公司)	中國/ 二零一五年九月一日 PRC/1 September 2015	有限責任公司 Limited liability company	39,800	100%	於中國開展管道天然氣銷售及 燃氣管道建設與工程安裝 Sales of pipelined natural gas; construction and connection of gas pipelines in the PRC
樂昌市安順達管道天然氣有限公司 (「樂昌安順達」) Lechang Anshunda Pipeline Nature Gas Company Limited ("Lechang Anshunda") (樂昌市安順達管道天然氣有限公司)	中國/ 二零零七年二月十五日 PRC/15 February 2007	有限責任公司 Limited liability company	20,000	85%	於中國開展管道天然氣銷售及 燃氣管道建設與工程安裝 Sales of pipelined natural gas; construction and connection of gas pipelines in the PRC
四川省金堂縣天倫燃氣有限公司(「金堂燃氣」) Sichuan Jintang County Tian Lun Gas Company Limited ("Jintang Gas") (四川省金堂縣天倫燃氣有限公司)	中國/一九九三年五月十二日 PRC/12 May 1993	有限責任公司 Limited liability company	51,145	100%	於中國開展管道天然氣銷售及 燃氣管道建設與工程安裝 Sales of pipelined natural gas; construction and connection of gas pipelines in the PRC

Notes to the Consolidated Financial Statements (Continued)

(金額單位為人民幣千元(除非另有說明))
(All amounts in RMB thousands unless otherwise stated)

11(a) 附屬公司投資(續)

11(a) INVESTMENTS IN SUBSIDIARIES (continued)

名稱 Name	註冊成立的國家/ 地點及日期 Country/Place and date of incorporation	法定主體類別 Type of legal entity	註冊資本 Registered capital (人民幣千元) (RMB'000)	持有有效權益 Effective interest held	主要業務和經營地點 Principal activities and place of operation
深圳蔚然智慧能源集團有限公司(「深圳蔚然」) Shenzhen Weiran Smart Energy Group Limited ("Shenzhen Weiran") (深圳蔚然智慧能源集團有限公司)	中國/ 二零二二年十二月六日 PRC/6 December 2022	有限責任公司 Limited liability company	100,000	100%	於中國開展天然氣的生產和供應 Production and supply of gas in the PRC
吳堡縣長興天然氣有限責任公司(「吳堡長興」) Wubu Changxing Natural Gas Limited ("WubuChangxing") (吳堡縣長興天然氣有限責任公司)	中國/ 二零一二年四月十八日 PRC/18 April 2012	有限責任公司 Limited liability company	10,000	100%	於中國開展管道天然氣銷售及 燃氣管道建設與工程安裝 Sales of pipelined natural gas; construction and connection of gas pipelines in the PRC
米脂縣長興天然氣有限責任公司(「米脂長興」) Mizhi Changxing Natural Gas Limited ("Mizhi Changxing") (米脂縣長興天然氣有限責任公司)	中國/ 二零零六年四月十四日 PRC/14 April 2006	有限責任公司 Limited liability company	12,000	100%	於中國開展管道天然氣銷售及 燃氣管道建設與工程安裝 Sales of pipelined natural gas; construction and connection of gas pipelines in the PRC
石家莊金明燃氣有限公司(「石家莊金明」) Shijiazhuang Jinming Gas Limited ("Shijiazhuang Jinming") (石家莊金明燃氣有限公司)	中國/ 二零一三年八月二十日 PRC/20 August 2013	有限責任公司 Limited liability company	10,000	100%	於中國開展管道天然氣銷售及 燃氣管道建設與工程安裝 Sales of pipelined natural gas, construction and connection of gas pipelines in the PRC
滎陽市天倫智慧能源有限公司(「滎陽天倫」) Xinyang City Tian Lun Intelligent Energy Limited ("Xinyang TianLun") (滎陽市天倫智慧能源有限公司)	中國/ 二零一八年九月二十日 PRC/20 September 2018	有限責任公司 Limited liability company	10,000	100%	於中國開展電力生產、供給及 銷售服務 Electricity generation, supply and sales services in the PRC

綜合財務報表附註(續)

Notes to the Consolidated Financial Statements (Continued)

(金額單位為人民幣千元(除非另有說明))

(All amounts in RMB thousands unless otherwise stated)

11(a) 附屬公司投資(續)

11(a) INVESTMENTS IN SUBSIDIARIES (continued)

名稱 Name	註冊成立的國家/ 地點及日期 Country/Place and date of incorporation	法定主體類別 Type of legal entity	註冊資本 Registered capital (人民幣千元) (RMB'000)	持有有效權益 Effective interest held	主要業務和經營地點 Principal activities and place of operation
東明天倫雲振能源有限公司(「東明天倫」)	中國/ 二零一八年七月十一日	有限責任公司	6,900	58.20%	於中國開展管道天然氣銷售、 工程諮詢及燃氣管道工程安 裝
Dongming Tian Lun Yunzhen Energy Limited ("Dongming TianLun") (東明天倫雲振能源有限公司)	PRC/11 July 2018	Limited liability company	6,900	58.20%	Sales of natural gas, construction consulting and connection of gas pipelines in the PRC
西平凱達燃氣有限公司(「西平凱達」)	中國/ 二零零三年四月十五日	有限責任公司	20,000	100%	於中國開展管道天然氣銷售、 工程諮詢及燃氣管道工程安 裝
Xiping Kaida Gas Company Limited ("Xiping Kaida") (西平凱達燃氣有限公司)	PRC/15 April 2003	Limited liability company	20,000	100%	Sales of natural gas, construction consulting and connection of gas pipelines in the PRC
沈丘縣匯鑫天然氣有限公司(「沈丘匯鑫」)	中國/ 二零零三年十二月二十五日	有限責任公司	60,000	100%	於中國開展管道天然氣銷售、 工程諮詢及燃氣管道工程安 裝
Shenqiu County Huixin Natural Gas Company Limited ("Shenqiu Huixin") (沈丘縣匯鑫天然氣有限公司)	PRC/25 December 2003	Limited liability company	60,000	100%	Sales of natural gas, construction consulting and connection of gas pipelines in the PRC
子洲縣順祥天然氣有限責任公司(「子洲順祥」)	中國/ 二零零七年一月九日	有限責任公司	46,000	100%	於中國開展管道天然氣銷售、 工程諮詢及燃氣管道工程安 裝
Zizhou County Shunxiang Natural Gas Company Limited ("Zizhou Shunxiang") (子洲縣順祥天然氣有限責任公司)	PRC/9 January 2007	Limited liability company	46,000	100%	Sales of natural gas, construction consulting and connection of gas pipelines in the PRC

綜合財務報表附註(續)
Notes to the Consolidated Financial Statements (Continued)
(金額單位為人民幣千元(除非另有說明))
(All amounts in RMB thousands unless otherwise stated)

11(a) 附屬公司投資(續)

11(a) INVESTMENTS IN SUBSIDIARIES (continued)

名稱 Name	註冊成立的國家/ 地點及日期 Country/Place and date of incorporation	法定主體類別 Type of legal entity	註冊資本 Registered capital (人民幣千元) (RMB'000)	持有有效權益 Effective interest held	主要業務和經營地點 Principal activities and place of operation
葉縣天倫車用燃氣有限公司(「葉縣車用」) Ye County Tianlun Automotive Gas Co., Ltd ("Ye county Automotive") (葉縣天倫車用燃氣有限公司)	中國/ 二零二零年九月十日 PRC/10 September 2020	有限責任公司 Limited liability company	10,000	100%	於中國開展天然氣銷售以及燃 氣設備銷售 Sales of natural gas and trading of natural gas equipment in the PRC
江蘇永洋和丰能源科技有限公司(「江蘇永洋」) Jiangsu Yongyang Hefeng Energy Technology Co., Ltd ("Jiangsu Yongyang") (江蘇永洋和丰能源科技有限公司)	中國/ 二零二一年三月二十四日 PRC/24 March 2021	有限責任公司 Limited liability company	20,000	100%	於中國開展中介控股 Intermediary holding in the PRC
德陽華能燃氣有限責任公司(「德陽華能」) Deyang Huaneng Gas Co., Ltd ("Deyang Huaneng") (德陽華能燃氣有限責任公司)	中國/ 二零零四年四月二十一日 PRC/21 April 2004	有限責任公司 Limited liability company	25,000	90%	於中國開展管道天然氣銷售及 燃氣管道建設與工程安裝 Sales of pipelined natural gas, construction and connection of gas pipelines in the PRC
德陽綠能燃氣有限公司(「德陽綠能」) Deyang Lvngeng Gas Co., Ltd ("Deyang Lvngeng") (德陽綠能燃氣有限公司)	中國/ 二零零八年一月三十一日 PRC/31 January 2008	有限責任公司 Limited liability company	10,000	90%	於中國銷售壓縮天然氣 Sales of CNG in the PRC
汪清天倫燃氣有限責任公司(「汪清天倫」) Wangqing Tianlun Gas Limited ("Wangqing Tianlun") (汪清天倫燃氣有限公司)	中國/ 二零二一年三月二十三日 PRC/23 March 2021	有限責任公司 Limited liability company	20,000	100%	於中國銷售壓縮天然氣 Sales of CNG in the PRC
互助縣利民壓縮天然氣有限公司(「互助利民」) Huzhu County Limin Compressed Natural Gas Co., Ltd. ("Huzhu Limin") (互助縣利民壓縮天然氣有限公司)	中國/ 二零一一年五月十九日 PRC/19 May 2011	有限責任公司 Limited liability company	3,000	100%	於中國銷售壓縮天然氣 Sales of CNG in the PRC

綜合財務報表附註(續)

Notes to the Consolidated Financial Statements (Continued)

(金額單位為人民幣千元(除非另有說明))

(All amounts in RMB thousands unless otherwise stated)

11(a) 附屬公司投資(續)

11(a) INVESTMENTS IN SUBSIDIARIES (continued)

名稱 Name	註冊成立的國家/ 地點及日期 Country/Place and date of incorporation	法定主體類別 Type of legal entity	註冊資本 Registered capital (人民幣千元) (RMB'000)	持有有效權益 Effective interest held	主要業務和經營地點 Principal activities and place of operation
大通縣金地燃氣有限公司(「大通金地」) Datong County Jindi Gas Co., Ltd. ("Datong Jindi") (大通縣金地燃氣有限公司)	中國/ 二零零八年六月十三日 PRC/13 June 2008	有限責任公司 Limited liability company	30,000	100%	於中國開展管道天然氣銷售及 燃氣管道建設與工程安裝 Sales of pipelined natural gas, construction and connection of gas pipelines in the PRC
大通縣金地壓縮天然氣有限公司(「大通壓縮」) Datong County Jindi Compressed Natural Gas Co., Ltd. ("Datong Yasuo") (大通縣金地壓縮天然氣有限公司)	中國/ 二零一零年八月二十六日 PRC/26 August 2010	有限責任公司 Limited liability company	10,000	100%	於中國銷售壓縮天然氣 Sales of CNG in the PRC
互助縣金地燃氣有限公司(「互助金地」) Huzhu County Jindi Gas Co., Ltd. ("Huzhu Jindi") (互助縣金地燃氣有限公司)	中國/ 二零零八年七月四日 PRC/4 July 2008	有限責任公司 Limited liability company	40,000	100%	於中國開展管道天然氣銷售及 燃氣管道建設與工程安裝 Sales of pipelined natural gas, construction and connection of gas pipelines in the PRC
甘肅金地新能源有限公司(「甘肅金地」) Gansu Jindi New Energy Co., Ltd ("Gansu Jindi") (甘肅金地新能源有限公司)	中國/ 二零二零年十二月九日 PRC/9 December 2020	有限責任公司 Limited liability company	88,500	100%	於中國開展中介控股 Intermediary holding in the PRC
靖遠縣金地燃氣有限公司(「靖遠金地」) Jingyuan County Jindi Gas Co., Ltd ("Jingyuan Jindi") (靖遠縣金地燃氣有限公司)	中國/ 二零一一年五月二十四日 PRC/24 May 2011	有限責任公司 Limited liability company	30,000	100%	於中國開展管道天然氣銷售及 燃氣管道建設與工程安裝 Sales of pipelined natural gas, construction and connection of gas pipelines in the PRC

綜合財務報表附註(續)
Notes to the Consolidated Financial Statements (Continued)
(金額單位為人民幣千元(除非另有說明))
(All amounts in RMB thousands unless otherwise stated)

11(a) 附屬公司投資(續)

11(a) INVESTMENTS IN SUBSIDIARIES (continued)

名稱 Name	註冊成立的國家/ 地點及日期 Country/Place and date of incorporation	法定主體類別 Type of legal entity	註冊資本 Registered capital (人民幣千元) (RMB'000)	持有有效權益 Effective interest held	主要業務和經營地點 Principal activities and place of operation
葉縣天倫燃氣有限公司(「葉縣天倫」) Ye County Tianlun Gas Co., Ltd (“Ye County Tianlun”)(葉縣天倫燃氣有限公司)	中國/ 二零一八年五月十八日 PRC/18 May 2018	有限責任公司 Limited liability company	10,000	100%	於中國開展天然氣銷售以及燃氣設備銷售 Sales of natural gas and trading of natural gas equipment in the PRC
許昌市宏帆智能科技有限公司(「宏帆智能」) Xuchang Hongfan Intelligent Technology Co., Ltd (“Hongfan Zhineng”) (許昌市宏帆智能科技有限公司)	中國/ 二零二一年十一月十七日 PRC/17 November 2021	有限責任公司 Limited liability company	10,000	100%	於中國開展技術開發及諮詢服務 Technology development and consulting services in the PRC
民權縣天倫燃氣有限公司(「民權天倫」)*** Minquan Tianlun Gas Co., Ltd. (“Minquan Tianlun”)***(民權縣天倫燃氣有限公司)	中國/ 二零二零年七月三十日 PRC/30 July 2020	有限責任公司 Limited liability company	6,000	100%	於中國開展管道天然氣銷售及燃氣管道建設與工程安裝 Sales of pipelined natural gas, construction and connection of gas pipelines in the PRC
吳堡天倫燃氣管網有限公司(「吳堡天倫」)**** Wubu Tianlun Natural Gas Pipeline Network Company Limited (“Wubu Tianlun”)***(吳堡天倫燃氣管網有限公司)	中國/ 二零二三年三月二十八日 PRC/28 March 2023	有限責任公司 Limited liability company	20,000	80%	於中國開展燃氣銷售及輸送 Sales and transportation gas in the PRC
舒蘭市天倫燃氣有限公司(「舒蘭天倫」) Shulan Tianlun Gas Co., Ltd. (“Shulan Tianlun”) (舒蘭市天倫燃氣有限公司)	中國/ 二零二四年五月八日 PRC/8 May 2024	有限責任公司 Limited liability company	20,000	100%	於中國開展管道天然氣銷售及燃氣管道建設與工程安裝 Sales of pipelined natural gas, construction and connection of gas pipelines in the PRC
河南燃環工程管理有限公司(「河南燃環」) Henan Ranjing Construction Management Co., Ltd. (“Henan Ranjing”) (河南燃環工程管理有限公司)	中國/ 二零二四年七月十五日 PRC/15 July 2024	有限責任公司 Limited liability company	2,000	100%	於中國開展專業工程技術服務 Service of professional engineering technology in the PRC

綜合財務報表附註(續)

Notes to the Consolidated Financial Statements (Continued)

(金額單位為人民幣千元(除非另有說明))

(All amounts in RMB thousands unless otherwise stated)

11(a) 附屬公司投資(續)

11(a) INVESTMENTS IN SUBSIDIARIES (continued)

名稱 Name	註冊成立的國家/ 地點及日期 Country/Place and date of incorporation	法定主體類別 Type of legal entity	註冊資本 Registered capital (人民幣千元) (RMB'000)	持有有效權益 Effective interest held	主要業務和經營地點 Principal activities and place of operation
河南來文新能源有限公司(「河南來文」) Henan Laiwen New Energy Co., Ltd. ("Henan Laiwen") (河南來文新能源有限公司)	中國/ 二零二四年十一月十一日 PRC/11 November 2024	有限責任公司 Limited liability company	1,000	100%	於中國開展電力生產、供給及銷售服務 Electricity generation, supply and sales services in the PRC
河南瑞耀新能源有限公司(「河南瑞耀」) Henan Ruiyao New Energy Limited ("Henan Ruiyao") (河南瑞耀新能源有限公司)	中國/ 二零二五年十二月二十二日 PRC/22 December 2025	有限責任公司 Limited liability company	10,000	100%	於中國開展技術推廣及應用服務 Technology promotion and application services in the PRC
河南儲科智慧能源有限公司(「河南儲科」) Henan Chuke Smart Energy Limited ("Henan Chuke") (河南儲科智慧能源有限公司)	中國/ 二零二五年六月十日 PRC/10 June 2025	有限責任公司 Limited liability company	10,000	100%	於中國開展電力生產、供給及銷售服務 Electricity generation, supply and sales services in the PRC
鶴壁美倫美家智慧科技有限責任公司 (「鶴壁美倫美家」) Hebi Meilun Meijia Smart Technology Limited ("Hebi Meilun Meijia") (鶴壁美倫美家智慧科技有限責任公司)	中國/ 二零二五年七月二十三日 PRC/23 July 2025	有限責任公司 Limited liability company	500	100%	於中國開展居民日常生活必需品的銷售和服務 Sales and services of daily necessities for residents in the PRC
沈丘縣美倫美家商貿有限公司 (「沈丘縣美倫美家」) Shenqiu County Meilun Meijia Trading Limited ("Shenqiu Meilun Meijia") (沈丘縣美倫美家商貿有限公司)	中國/ 二零二五年八月八日 PRC/8 August 2025	有限責任公司 Limited liability company	500	100%	於中國開展居民日常生活必需品的銷售和服務 Sales and services of daily necessities for residents in the PRC
個舊美倫美家商貿有限責任公司 (「個舊美倫美家」) Gejiu Meilun Meijia Trading Limited ("Gejiu Meilun Meijia") (個舊美倫美家商貿有限責任公司)	中國/ 二零二五年八月六日 PRC/6 August 2025	有限責任公司 Limited liability company	500	100%	於中國開展居民日常生活必需品的銷售和服務 Sales and services of daily necessities for residents in the PRC

綜合財務報表附註(續)
Notes to the Consolidated Financial Statements (Continued)
(金額單位為人民幣千元(除非另有說明))
(All amounts in RMB thousands unless otherwise stated)

11(a) 附屬公司投資(續)

11(a) INVESTMENTS IN SUBSIDIARIES (continued)

名稱 Name	註冊成立的國家/ 地點及日期 Country/Place and date of incorporation	法定主體類別 Type of legal entity	註冊資本 Registered capital (人民幣千元) (RMB'000)	持有有效權益 Effective interest held	主要業務和經營地點 Principal activities and place of operation
會澤縣美倫美家智慧商貿有限責任公司 (「會澤美倫美家」) Huize County Meilun Meijia Smart Commerce Limited ("Huize Meilun Meijia") (會澤縣美倫美家智慧商貿有限責任公司)	中國/ 二零二五年八月五日 PRC/5 August 2025	有限責任公司 Limited liability company	500	100%	於中國開展居民日常必需品的 銷售和服務 Sales and services of daily necessities for residents in the PRC
東明美倫美家智慧服務有限公司 (「東明美倫美家」) Dongming Meilun Meijia Smart Service Limited ("Dongming Meilun Meijia") (東明美倫美家智慧服務有限公司)	中國/ 二零二五年七月二十九日 PRC/29 July 2025	有限責任公司 Limited liability company	500	100%	於中國開展居民日常必需品的 銷售和服務 Sales and services of daily necessities for residents in the PRC
單縣美倫美家智慧新生活服務有限公司 (「單縣美倫美家」) Shan County Meilun Meijia Smart New Life Service Limited ("Shan County Meilun Meijia") (單縣美倫美家智慧新生活服務有限公司)	中國/ 二零二五年七月二十九日 PRC/29 July 2025	有限責任公司 Limited liability company	500	100%	於中國開展居民日常必需品的 銷售和服務 Sales and services of daily necessities for residents in the PRC
樂昌美倫美家智慧新生活商貿有限責任公司 (「樂昌美倫美家」) Lechang Meilun Meijia Smart New Life Trading Limited ("Lechang Meilun Meijia") (樂昌美倫美家智慧新生活商貿有限責任公司)	中國/ 二零二五年七月二十三日 PRC/23 July 2025	有限責任公司 Limited liability company	500	100%	於中國開展居民日常必需品的 銷售和服務 Sales and services of daily necessities for residents in the PRC
禮泉美倫美家智慧新生活有限公司 (「禮泉美倫美家」) Liquan Meilun Meijia Smart New Life Limited ("Liquan Meilun Meijia") (禮泉美倫美家智慧新生活有限公司)	中國/ 二零二五年九月二十三日 PRC/23 September 2025	有限責任公司 Limited liability company	500	100%	於中國開展居民日常必需品的 銷售和服務 Sales and services of daily necessities for residents in the PRC
吳堡縣美倫美家智慧新生活有限公司(「吳堡美 倫美家」) Wubu County Meilun Meijia Smart New Life Limited ("Wubu Meilun Meijia") (吳堡縣美倫美家智慧新生活有限公司)	中國/ 二零二五年九月九日 PRC/9 September 2025	有限責任公司 Limited liability company	500	100%	於中國開展居民日常必需品的 銷售和服務 Sales and services of daily necessities for residents in the PRC

綜合財務報表附註(續)

Notes to the Consolidated Financial Statements (Continued)

(金額單位為人民幣千元(除非另有說明))

(All amounts in RMB thousands unless otherwise stated)

11(a) 附屬公司投資(續)

11(a) INVESTMENTS IN SUBSIDIARIES (continued)

名稱 Name	註冊成立的國家/ 地點及日期 Country/Place and date of incorporation	法定主體類別 Type of legal entity	註冊資本 Registered capital (人民幣千元) (RMB'000)	持有有效權益 Effective interest held	主要業務和經營地點 Principal activities and place of operation
成都美倫美家錦銀商貿有限責任公司 (「成都縣美倫美家」) Chengdu Meilun Meijia Jinyin Trading Limited ("Chengdu Meilun Meijia") (成都美倫美家錦銀商貿有限責任公司)	中國/ 二零二五年九月九日 PRC/9 September 2025	有限責任公司 Limited liability company	500	100%	於中國開展居民日常必需品的 銷售和服務 Sales and services of daily necessities for residents in the PRC
德陽美倫美家科技服務有限公司 (「德陽美倫美家」) Deyang Meilun Meijia Technology Service Limited ("Deyang Meilun Meijia") (德陽美倫美家科技服務有限公司)	中國/ 二零二五年九月五日 PRC/5 September 2025	有限責任公司 Limited liability company	500	100%	於中國開展居民日常必需品的 銷售和服務 Sales and services of daily necessities for residents in the PRC
延邊美倫美家技術服務有限公司 (「延邊美倫美家」) Yanbian Meilun Meijia Technical Service Limited ("Yanbian Meilun Meijia") (延邊美倫美家技術服務有限公司)	中國/ 二零二五年八月二十七日 PRC/27 August 2025	有限責任公司 Limited liability company	500	100%	於中國開展居民日常必需品的 銷售和服務 Sales and services of daily necessities for residents in the PRC
長春美倫美家技術服務有限公司 (「長春美倫美家」) Changchun Meilun Meijia Technical Service Limited ("Changchun Meilun Meijia") (長春美倫美家技術服務有限公司)	中國/ 二零二五年八月二十八日 PRC/28 August 2025	有限責任公司 Limited liability company	500	100%	於中國開展居民日常必需品的 銷售和服務 Sales and services of daily necessities for residents in the PRC
硯山縣美倫美家商貿有限責任公司 (「硯山美倫美家」) Yanshan County Meilun Meijia Trading Limited ("Yanshan Meilun Meijia") (硯山縣美倫美家商貿有限責任公司)	中國/ 二零二五年八月二十七日 PRC/27 August 2025	有限責任公司 Limited liability company	500	100%	於中國開展居民日常必需品的 銷售和服務 Sales and services of daily necessities for residents in the PRC
子洲縣美倫美家智慧新生活有限責任公司(「子 洲美倫美家」) Zizhou County Meilun Meijia Smart New Life Limited ("Zizhou Meilun Meijia") (子洲縣美倫美家智慧新生活有限責任公司)	中國/ 二零二五年八月二十七日 PRC/27 August 2025	有限責任公司 Limited liability company	500	100%	於中國開展居民日常必需品的 銷售和服務 Sales and services of daily necessities for residents in the PRC

綜合財務報表附註(續)
Notes to the Consolidated Financial Statements (Continued)

(金額單位為人民幣千元(除非另有說明))
(All amounts in RMB thousands unless otherwise stated)

11(a) 附屬公司投資(續)

11(a) INVESTMENTS IN SUBSIDIARIES (continued)

名稱 Name	註冊成立的國家/ 地點及日期 Country/Place and date of incorporation	法定主體類別 Type of legal entity	註冊資本 Registered capital (人民幣千元) (RMB'000)	持有有效權益 Effective interest held	主要業務和經營地點 Principal activities and place of operation
乾縣美倫美家物聯網技術服務有限責任公司 (「乾縣美倫美家」) Qian County Meilun Meijia Internet of Things Technology Service Limited ("Qian County Meilun Meijia") (乾縣美倫美家物聯網技術服 務有限責任公司)	中國/ 二零二五年八月二十五日 PRC/25 August 2025	有限責任公司 Limited liability company	500	100%	於中國開展居民日常必需品的 銷售和服務 Sales and services of daily necessities for residents in the PRC
民權縣美倫美家生活服務科技有限公司 (「民權美倫美家」) Minquan County Meilun Meijia Life Service Technology Limited ("Minquan Meilun Meijia") (民權縣美倫美家生活服務科技有限 公司)	中國/ 二零二五年八月二十一日 PRC/21 August 2025	有限責任公司 Limited liability company	500	100%	於中國開展居民日常必需品的 銷售和服務 Sales and services of daily necessities for residents in the PRC
金堂美倫美家科技服務有限公司 (「金堂美倫美家」) Jintang Meilun Meijia Technology Service Limited ("Jintang Meilun Meijia") (金堂美倫美家科技服務有限公司)	中國/ 二零二五年八月十五日 PRC/15 August 2025	有限責任公司 Limited liability company	500	100%	於中國開展居民日常必需品的 銷售和服務 Sales and services of daily necessities for residents in the PRC
瀋陽美倫美家智慧新生活科技有限責任公司(「瀋 陽美倫美家」) Guanyang Meilun Meijia Smart New Life Technology Limited ("Guanyang Meilun Meijia") (瀋陽美倫美家智慧新生活科技有限 責任公司)	中國/ 二零二五年八月十五日 PRC/15 August 2025	有限責任公司 Limited liability company	500	100%	於中國開展居民日常必需品的 銷售和服務 Sales and services of daily necessities for residents in the PRC
河口美倫美家智慧商貿有限責任公司(「河口美 倫美家」) Hekou Meilun Meijia Smart Commerce Limited ("Hekou Meilun Meijia") (河口美倫美家智慧商貿有限責任公司)	中國/ 二零二五年八月十一日 PRC/11 August 2025	有限責任公司 Limited liability company	500	100%	於中國開展居民日常必需品的 銷售和服務 Sales and services of daily necessities for residents in the PRC

綜合財務報表附註(續)

Notes to the Consolidated Financial Statements (Continued)

(金額單位為人民幣千元(除非另有說明))

(All amounts in RMB thousands unless otherwise stated)

11(a) 附屬公司投資(續)

11(a) INVESTMENTS IN SUBSIDIARIES (continued)

名稱 Name	註冊成立的國家/ 地點及日期 Country/Place and date of incorporation	法定主體類別 Type of legal entity	註冊資本 Registered capital (人民幣千元) (RMB'000)	持有有效權益 Effective interest held	主要業務和經營地點 Principal activities and place of operation
石家莊美倫美家智慧科技有限公司 (「石家莊美倫美家」) Shijiazhuang Meilun Meijia Smart Technology Limited ("Shijiazhuang Meilun Meijia") (石家莊美倫美家智慧科技有限公司)	中國/ 二零二五年八月十三日 PRC/13 August 2025	有限責任公司 Limited liability company	500	100%	於中國開展居民日常必需品的 銷售和服務 Sales and services of daily necessities for residents in the PRC
米脂縣美倫美家科技有限公司(「米脂美倫美家」) Mizhi County Meilun Meijia Technology Limited ("Mizhi Meilun Meijia") (米脂縣美倫美家科技有限公司)	中國/ 二零二五年八月八日 PRC/8 August 2025	有限責任公司 Limited liability company	500	100%	於中國開展居民日常必需品的 銷售和服務 Sales and services of daily necessities for residents in the PRC
浙川縣美倫美家智慧科技有限公司 (「浙川美倫美家」) Xichuan County Meilun Meijia Smart Technology Limited ("Xichuan Meilun Meijia") (浙川縣美倫美家智慧科技有限公司)	中國/ 二零二五年八月六日 PRC/6 August 2025	有限責任公司 Limited liability company	500	100%	於中國開展居民日常必需品的 銷售和服務 Sales and services of daily necessities for residents in the PRC
美倫美家智慧新生活(鳳凰縣)有限公司 (「鳳凰美倫美家」) Meilun Meijia Smart New Life (Fenghuang County) Limited ("Fenghuang Meilun Meijia") (美倫美家智慧新生活(鳳凰縣)有限公司)	中國/ 二零二五年八月五日 PRC/5 August 2025	有限責任公司 Limited liability company	500	100%	於中國開展居民日常必需品的 銷售和服務 Sales and services of daily necessities for residents in the PRC
美倫美家智慧新生活(洞口縣)有限責任公司 (「洞口美倫美家」) Meilun Meijia Smart New Life (Dongkou County) Limited ("Dongkou Meilun Meijia") (美倫美家智慧新生活(洞口縣)有限責任公司)	中國/ 二零二五年八月六日 PRC/6 August 2025	有限責任公司 Limited liability company	500	100%	於中國開展居民日常必需品的 銷售和服務 Sales and services of daily necessities for residents in the PRC
敦化美倫美家智慧新生活有限公司 (「敦化美倫美家」) Dunhua Meilun Meijia Smart New Life Limited ("Dunhua Meilun Meijia") (敦化美倫美家智慧新生活有限公司)	中國/ 二零二五年八月五日 PRC/5 August 2025	有限責任公司 Limited liability company	500	100%	於中國開展居民日常必需品的 銷售和服務 Sales and services of daily necessities for residents in the PRC

Notes to the Consolidated Financial Statements (Continued)

(金額單位為人民幣千元(除非另有說明))
(All amounts in RMB thousands unless otherwise stated)

11(a) 附屬公司投資(續)

11(a) INVESTMENTS IN SUBSIDIARIES (continued)

名稱 Name	註冊成立的國家/ 地點及日期 Country/Place and date of incorporation	法定主體類別 Type of legal entity	註冊資本 Registered capital (人民幣千元) (RMB'000)	持有有效權益 Effective interest held	主要業務和經營地點 Principal activities and place of operation
乾安美倫美家智慧新生活有限公司 (「乾安美倫美家」) Qian'an Meilun Meijia Smart New Life Limited ("Qian'an Meilun Meijia") (乾安美倫美家智慧新生活有限公司)	中國/ 二零二五年八月四日 PRC/4 August 2025	有限責任公司 Limited liability company	500	100%	於中國開展居民日常必需品的 銷售和服務 Sales and services of daily necessities for residents in the PRC
廣南縣美倫美家商貿有限責任公司 (「廣南美倫美家」) Guangnan County Meilun Meijia Trading Limited ("Guangnan Meilun Meijia") (廣南縣美倫美家商貿有限責任公司)	中國/ 二零二五年八月五日 PRC/5 August 2025	有限責任公司 Limited liability company	500	100%	於中國開展居民日常必需品的 銷售和服務 Sales and services of daily necessities for residents in the PRC
汕頭市澄海區美倫美家百貨有限責任公司 (「澄海美倫美家」) Shantou Chenghai Meilun Meijia Department Store Limited ("Chenghai Meilun Meijia") (汕頭市澄海區美倫美家百貨有限責任公司)	中國/ 二零二五年八月六日 PRC/6 August 2025	有限責任公司 Limited liability company	500	100%	於中國開展居民日常必需品的 銷售和服務 Sales and services of daily necessities for residents in the PRC
新野縣美倫美家智慧科技有限公司 (「新野美倫美家」) Xinye County Meilun Meijia Smart Technology Limited ("Xinye Meilun Meijia") (新野縣美倫美家智慧科技有限公司)	中國/ 二零二五年七月三十一日 PRC/31 July 2025	有限責任公司 Limited liability company	500	100%	於中國開展居民日常必需品的 銷售和服務 Sales and services of daily necessities for residents in the PRC
美倫美家智慧新生活(古浪)商貿有限公司 (「古浪美倫美家」) Meilun Meijia Smart New Life (Gulang) Trading Limited ("Gulang Meilun Meijia") (美倫美家智慧新生活(古浪)商貿有限公司)	中國/ 二零二五年七月三十一日 PRC/31 July 2025	有限責任公司 Limited liability company	500	100%	於中國開展居民日常必需品的 銷售和服務 Sales and services of daily necessities for residents in the PRC

綜合財務報表附註(續)

Notes to the Consolidated Financial Statements (Continued)

(金額單位為人民幣千元(除非另有說明))

(All amounts in RMB thousands unless otherwise stated)

11(a) 附屬公司投資(續)

11(a) INVESTMENTS IN SUBSIDIARIES (continued)

名稱 Name	註冊成立的國家/ 地點及日期 Country/Place and date of incorporation	法定主體類別 Type of legal entity	註冊資本 Registered capital (人民幣千元) (RMB'000)	持有有效權益 Effective interest held	主要業務和經營地點 Principal activities and place of operation
鄭州市上街區美倫美家生活服務科技有限公司 (「上街美倫美家」)	中國/ 二零二五年八月一日	有限責任公司	500	100%	於中國開展居民日常必需品的 銷售和服務
Zhengzhou Shangjie Meilun Meijia Life Service Technology Limited (“Shangjie Meilun Meijia”) (鄭州市上街區美倫美家生活服務科 技有限公司)	PRC/1 August 2025	Limited liability company	500	100%	Sales and services of daily necessities for residents in the PRC
舒蘭美倫美家智慧新生活有限公司(「舒蘭美倫 美家」)	中國/ 二零二五年七月二十九日	有限責任公司	500	100%	於中國開展居民日常必需品的 銷售和服務
Shulan Meilun Meijia Smart New Life Limited (“Shulan Meilun Meijia”) (舒蘭美倫美家智慧新生活有限公司)	PRC/29 July 2025	Limited liability company	500	100%	Sales and services of daily necessities for residents in the PRC
磐石美倫美家智慧新生活有限公司 (「磐石美倫美家」)	中國/ 二零二五年七月三十日	有限責任公司	500	100%	於中國開展居民日常必需品的 銷售和服務
Panshi Meilun Meijia Smart New Life Limited (“Panshi Meilun Meijia”) (磐石美倫美家智慧新生活有限公司)	PRC/30 July 2025	Limited liability company	500	100%	Sales and services of daily necessities for residents in the PRC
鎮賚美倫美家智慧新生活有限公司(「鎮賚美倫 美家」)	中國/ 二零二五年七月三十日	有限責任公司	500	100%	於中國開展居民日常必需品的 銷售和服務
Zhenlai Meilun Meijia Smart New Life Limited (“Zhenlai Meilun Meijia”) (鎮賚美倫美家智慧新生活有限公司)	PRC/30 July 2025	Limited liability company	500	100%	Sales and services of daily necessities for residents in the PRC
濮陽美倫美家智慧科技有限公司 (「濮陽美倫美家」)	中國/ 二零二五年七月二十五日	有限責任公司	500	100%	於中國開展居民日常必需品的 銷售和服務
Puyang Meilun Meijia Smart Technology Limited (“Puyang Meilun Meijia”) (濮陽美倫美家智慧科技有限公司)	PRC/25 July 2025	Limited liability company	500	100%	Sales and services of daily necessities for residents in the PRC

綜合財務報表附註(續)
Notes to the Consolidated Financial Statements (Continued)
(金額單位為人民幣千元(除非另有說明))
(All amounts in RMB thousands unless otherwise stated)

11(a) 附屬公司投資(續)

11(a) INVESTMENTS IN SUBSIDIARIES (continued)

名稱 Name	註冊成立的國家/ 地點及日期 Country/Place and date of incorporation	法定主體類別 Type of legal entity	註冊資本 Registered capital (人民幣千元) (RMB'000)	持有有效權益 Effective interest held	主要業務和經營地點 Principal activities and place of operation
尉氏縣美倫美家生活服務科技有限責任公司(「尉氏美倫美家」) Weishi County Meilun Meijia Life Service Technology Limited ("Weishi Meilun Meijia") (尉氏縣美倫美家生活服務科技有限責任公司)	中國/ 二零二五年七月二十五日 PRC/25 July 2025	有限責任公司 Limited liability company	500	100%	於中國開展居民日常必需品的銷售和服務 Sales and services of daily necessities for residents in the PRC
廣西鹿寨美倫美家智慧新生活科技有限責任公司(「鹿寨美倫美家」) Guangxi Luzhai Meilun Meijia Smart New Life Technology Limited ("Luzhai Meilun Meijia") (廣西鹿寨美倫美家智慧新生活科技有限責任公司)	中國/ 二零二五年七月二十八日 PRC/28 July 2025	有限責任公司 Limited liability company	500	100%	於中國開展居民日常必需品的銷售和服務 Sales and services of daily necessities for residents in the PRC
許昌美倫美家智慧科技有限公司(「許昌美倫美家」) Xuchang Meilun Meijia Smart Technology Limited ("Xuchang Meilun Meijia") (許昌美倫美家智慧科技有限公司)	中國/ 二零二五年七月二十八日 PRC/28 July 2025	有限責任公司 Limited liability company	500	100%	於中國開展居民日常必需品的銷售和服務 Sales and services of daily necessities for residents in the PRC
曹縣美倫美家智慧新生活科技有限責任公司(「曹縣美倫美家」) Cao County Meilun Meijia Smart New Life Technology Limited ("Cao county Meilun Meijia") (曹縣美倫美家智慧新生活科技有限責任公司)	中國/ 二零二五年七月二十八日 PRC/28 July 2025	有限責任公司 Limited liability company	500	100%	於中國開展居民日常必需品的銷售和服務 Sales and services of daily necessities for residents in the PRC
蘭考縣美倫美家生活服務科技有限責任公司(「蘭考美倫美家」) Lankao County Meilun Meijia Life Service Technology Limited ("Lankao county Meilun Meijia") (蘭考縣美倫美家生活服務科技有限責任公司)	中國/ 二零二五年七月二十四日 PRC/24 July 2025	有限責任公司 Limited liability company	500	100%	於中國開展居民日常必需品的銷售和服務 Sales and services of daily necessities for residents in the PRC

綜合財務報表附註(續)

Notes to the Consolidated Financial Statements (Continued)

(金額單位為人民幣千元(除非另有說明))

(All amounts in RMB thousands unless otherwise stated)

11(a) 附屬公司投資(續)

11(a) INVESTMENTS IN SUBSIDIARIES (continued)

名稱 Name	註冊成立的國家/ 地點及日期 Country/Place and date of incorporation	法定主體類別 Type of legal entity	註冊資本 Registered capital (人民幣千元) (RMB'000)	持有有效權益 Effective interest held	主要業務和經營地點 Principal activities and place of operation
嵩縣美倫美家生活服務科技有限責任公司 (「嵩縣美倫美家」) Song County Meilun Meijia Life Service Technology Limited (“Song County conuty Meilun Meijia”) (嵩縣美倫美家生活服務科技 有限責任公司)	中國/ 二零二五年七月二十四日 PRC/24 July 2025	有限責任公司 Limited liability company	500	100%	於中國開展居民日常必需品的 銷售和服務 Sales and services of daily necessities for residents in the PRC
互助美倫美家智慧新生活有限公司 (「互助美倫美家」) Huzhu Meilun Meijia Smart New Life Limited (“Huzhu Meilun Meijia”) (互助美倫美家智慧新生活有限公司)	中國/ 二零二五年七月二十四日 PRC/24 July 2025	有限責任公司 Limited liability company	500	100%	於中國開展居民日常必需品的 銷售和服務 Sales and services of daily necessities for residents in the PRC
汕頭市潮陽區美倫美家商貿有限責任公司 (「潮陽美倫美家」) Shantou Chaoyang Meilun Meijia Trading Limited (“Chaoyang Meilun Meijia”) (汕頭市潮陽區美倫美家商貿有限責任公司)	中國/ 二零二五年七月二十五日 PRC/25 July 2025	有限責任公司 Limited liability company	500	100%	於中國開展居民日常必需品的 銷售和服務 Sales and services of daily necessities for residents in the PRC
美倫美家(靖遠)商貿有限公司(「靖遠美倫美家」) Meilun Meijia (Jingyuan) Trading Limited (“Jingyuan Meilun Meijia”) (美倫美家(靖遠)商貿有限公司)	中國/ 二零二五年七月二十三日 PRC/23 July 2025	有限責任公司 Limited liability company	500	100%	於中國開展居民日常必需品的 銷售和服務 Sales and services of daily necessities for residents in the PRC
美倫美家商貿(白銀)有限公司(「白銀美倫美家」) Meilun Meijia Trading (Silver) Limited (“Baiyin Meilun Meijia”) (美倫美家商貿(白銀) 有限公司)	中國/ 二零二五年七月二十三日 PRC/23 July 2025	有限責任公司 Limited liability company	500	100%	於中國開展居民日常必需品的 銷售和服務 Sales and services of daily necessities for residents in the PRC

11(a) 附屬公司投資(續)

11(a) INVESTMENTS IN SUBSIDIARIES (continued)

名稱 Name	註冊成立的國家/ 地點及日期 Country/Place and date of incorporation	法定主體類別 Type of legal entity	註冊資本 Registered capital (人民幣千元) (RMB'000)	持有有效權益 Effective interest held	主要業務和經營地點 Principal activities and place of operation
西平縣美倫美家科技有限公司(「西平美倫美家」) Xiping County Meilun Meijia Technology Limited ("Xiping Meilun Meijia") (西平縣美倫美家科技有限公司)	中國/ 二零二五年七月三十一日 PRC/31 July 2025	有限責任公司 Limited liability company	500	100%	於中國開展居民日常必需品的 銷售和服務 Sales and services of daily necessities for residents in the PRC
大安美倫美家技術服務有限公司(「大安美倫美家」) Da'an Meilun Meijia Technical Service Limited ("Da'an Meilun Meijia") (大安美倫美家技術服務有限公司)	中國/ 二零二五年八月二十八日 PRC/28 August 2025	有限責任公司 Limited liability company	500	100%	於中國開展居民日常必需品的 銷售和服務 Sales and services of daily necessities for residents in the PRC
通榆美倫美家智慧新生活有限公司(「通榆美倫美家」) Tongyu Meilun Meijia Smart New Life Limited ("Tongyu Meilun Meijia") (通榆美倫美家智慧新生活有限公司)	中國/ 二零二五年九月四日 PRC/4 September 2025	有限責任公司 Limited liability company	500	100%	於中國開展居民日常必需品的 銷售和服務 Sales and services of daily necessities for residents in the PRC
伊通美倫美家技術服務有限公司 (「伊通美倫美家」) Yitong Meilun Meijia Technical Service Limited ("Yitong Meilun Meijia") (伊通美倫美家技術服務有限公司)	中國/ 二零二五年八月二十七日 PRC/27 August 2025	有限責任公司 Limited liability company	500	100%	於中國開展居民日常必需品的 銷售和服務 Sales and services of daily necessities for residents in the PRC
長春美倫美家技術服務有限公司 (「長春美倫美家」) Changchun Meilun Meijia Technical Service Limited ("Changchun Meilun Meijia") (長春美倫美家技術服務有限公司)	中國/ 二零二五年七月二十三日 PRC/23 July 2025	有限責任公司 Limited liability company	500	100%	於中國開展居民日常必需品的 銷售和服務 Sales and services of daily necessities for residents in the PRC
上海美倫美家智慧科技有限公司 (「上海美倫美家」) Shanghai Meilun Meijia Smart Technology Limited ("Shanghai Meilun Meijia") (上海美倫美家智能科技有限公司)	中國/ 二零二五年七月九日 PRC/9 July 2025	有限責任公司 Limited liability company	20,000	100%	於中國開展居民日常必需品的 銷售和技術開發服務 Sales of daily necessities and services of technology development for residents in the PRC

綜合財務報表附註(續)

Notes to the Consolidated Financial Statements (Continued)

(金額單位為人民幣千元(除非另有說明))

(All amounts in RMB thousands unless otherwise stated)

11(a) 附屬公司投資(續)

11(a) INVESTMENTS IN SUBSIDIARIES (continued)

名稱 Name	註冊成立的國家/ 地點及日期 Country/Place and date of incorporation	法定主體類別 Type of legal entity	註冊資本 Registered capital (人民幣千元) (RMB'000)	持有有效權益 Effective interest held	主要業務和經營地點 Principal activities and place of operation
深圳美倫美家智慧新生活有限公司 (「深圳美倫美家」) Shenzhen Meilun Meijia Smart New Life Limited ("Shenzhen Meilun Meijia") (深圳美倫美家智慧新生活有限公司)	中國/ 二零二五年七月十日 PRC/10 July 2025	有限責任公司 Limited liability company	2,000	100%	於中國開展居民日常必需品的 銷售和技術開發服務 Sales of daily necessities and services of technology development for residents in the PRC
菏澤美倫美家智慧新生活科技有限責任公司 (「菏澤美倫美家」) Heze Meilun Meijia Smart New Life Technology Limited ("Heze Meilun Meijia") (菏澤美倫美家智慧新生活科技有限責任公司)	中國/ 二零二五年八月八日 PRC/8 August 2025	有限責任公司 Limited liability company	500	100%	於中國開展居民日常必需品的 銷售和服務 Sales and services of daily necessities for residents in the PRC
大通美倫美家智慧新生活有限公司 (「大通美倫美家」) Datong Meilun Meijia Smart New Life Limited ("Datong Meilun Meijia") (大通美倫美家智慧新生活有限公司)	中國/ 二零二五年八月五日 PRC/5 August 2025	有限責任公司 Limited liability company	500	100%	於中國開展居民日常必需品的 銷售和服務 Sales and services of daily necessities for residents in the PRC
* 立天控股的已發行股本為1,000 美元。		* The issued capital of Upsky Holdings is USD1,000.			
天倫新能源的已發行股本為港 幣2元。		The issued capital of Tian Lun New Energy is HKD2.			
香港信融的已發行股本為 100,000美元。		The issued capital of HK Xin Rong is USD100,000.			
華盛世紀的已發行股本為港幣 100,000元。		The issued capital of Wah Shing Century is HKD100,000.			
天倫資本的已發行股本為港幣1 元。		The issued capital of Tianlun Capital is HKD1.			
天倫綠色能源科技的已發行股 本為港幣1元。		The issued capital of Tianlun Green Energy Technology is HKD1.			
新尚有限公司的已發行股本為 港幣1元。		The issued capital of Xinshang Limited is HKD1.			
創添發展的已發行股本為港幣1 元。		The issued capital of Chuangtian Development is HKD1.			
** 本公司直接持有的股份。		** Shares hold directly by the Company.			
*** 民權天倫已於二零二五年五月 二十三日註銷。		*** Minquan Tianlun were deregistered on 23 May 2025.			
**** 吳堡天倫已於二零二五年十月 十日被處置。		**** Wubu Tianlun were disposed on 10 October 2025.			

11(a) 附屬公司投資(續)

(a) 重大的非控制性權益

於二零二五年十二月三十一日的非控制性權益總額約為人民幣294,382,000元(二零二四年:人民幣318,210,000元),其中約人民幣103,618,000元(二零二四年:人民幣102,862,000元)屬於潮州華茂,約人民幣34,925,000元(二零二四年:人民幣35,104,000元)來自天倫燃氣管網,約人民幣34,718,000元(二零二四年:人民幣35,365,000元)來自蘇州天倫。

其餘與附屬公司的有關的非控制性權益不重大。

具有重大非控制性權益的附屬公司的摘要財務資料

以下所載為對本集團重大的非控制性權益的每家附屬公司的摘要財務資料。

11(a) INVESTMENTS IN SUBSIDIARIES (continued)

(a) Material non-controlling interests

The total non-controlling interests as at 31 December 2025 are approximately RMB294,382,000 (2024: RMB318,210,000), of which approximately RMB103,618,000 (2024: RMB102,862,000) is attributed to Chaozhou Huamao, approximately RMB34,925,000 (2024: RMB35,104,000) is attributed to Tianlun Pipeline, and approximately RMB34,718,000 (2024: RMB35,365,000) is attributed to Suzhou Tianlun.

The non-controlling interests in respect of other subsidiaries are not material.

Summarised financial information on subsidiaries with material non-controlling interests

Set out below are the summarised financial information for each subsidiary that has non-controlling interests that are material to the Group.

綜合財務報表附註(續)

Notes to the Consolidated Financial Statements (Continued)

(金額單位為人民幣千元(除非另有說明))

(All amounts in RMB thousands unless otherwise stated)

11(a) 附屬公司投資(續)

(a) 重大的非控制性權益

財務狀況表摘要

11(a) INVESTMENTS IN SUBSIDIARIES (continued)

(a) Material non-controlling interests

Summarised statements of financial position

		潮州華茂 Chaozhou Huamao 於十二月三十一日 As at 31 December		天倫燃氣管網 Tianlun Pipeline 於十二月三十一日 As at 31 December		蘇州天倫 Suzhou Tianlun 於十二月三十一日 As at 31 December	
		二零二五年 2025 人民幣千元 RMB'000	二零二四年 2024 人民幣千元 RMB'000	二零二五年 2025 人民幣千元 RMB'000	二零二四年 2024 人民幣千元 RMB'000	二零二五年 2025 人民幣千元 RMB'000	二零二四年 2024 人民幣千元 RMB'000
流動	Current						
資產	Assets	52,082	44,509	332,093	288,282	151,980	231,157
負債	Liabilities	(10,748)	(12,035)	(183,572)	(163,830)	(136,291)	(234,036)
淨流動資產總額	Total net current assets	41,334	32,474	148,521	124,452	15,689	(2,879)
非流動資產	Non-current						
資產	Assets	246,672	255,413	432,814	460,347	247,561	272,866
負債	Liabilities	(28,960)	(30,732)	(232,086)	(233,757)	(31,792)	(34,216)
非流動淨資產總額	Total net non-current assets	217,712	224,681	200,728	226,590	215,769	238,650
資產淨值	Net assets	259,046	257,155	349,249	351,042	231,458	235,771

綜合財務報表附註(續)
Notes to the Consolidated Financial Statements (Continued)
(金額單位為人民幣千元(除非另有說明))
(All amounts in RMB thousands unless otherwise stated)

11(a) 附屬公司投資(續)

(a) 重大的非控制性權益

全面收益表摘要

11(a) INVESTMENTS IN SUBSIDIARIES (continued)

(a) Material non-controlling interests

Summarised statements of comprehensive income

		潮州華茂 Chaozhou Huamao		天倫燃氣管網 Tianlun Pipeline		蘇州天倫 Suzhou Tianlun	
		截至十二月三十一日止年度 Year ended 31 December		截至十二月三十一日止年度 Year ended 31 December		截至十二月三十一日止年度 Year ended 31 December	
		二零二五年 2025	二零二四年 2024	二零二五年 2025	二零二四年 2024	二零二五年 2025	二零二四年 2024
		人民幣千元 RMB'000	人民幣千元 RMB'000	人民幣千元 RMB'000	人民幣千元 RMB'000	人民幣千元 RMB'000	人民幣千元 RMB'000
收入	Revenue	220,601	207,414	435,522	458,677	517,366	566,047
除所得稅前利潤/ (虧損)	Profit/(loss) before income tax	15,938	7,815	2,354	(4,496)	35,951	36,933
所得稅費用	Income tax expense	(4,050)	(2,038)	(1,137)	1,104	(9,017)	(9,278)
年度利潤	Profit for the year	11,888	5,777	1,217	(3,392)	26,934	27,655
其他全面收益	Other comprehensive income	-	-	-	-	-	-
全面收益總額	Total comprehensive income	11,888	5,777	1,217	(3,392)	26,934	27,655
全面收益總額分配 至非控制性權益	Total comprehensive income allocated to non-controlling interests	4,755	2,311	122	(339)	4,040	4,148
已付非控制性權益 股利	Dividends paid to non-controlling interests	3,999	6,433	301	1,200	4,687	6,235

綜合財務報表附註(續)

Notes to the Consolidated Financial Statements (Continued)

(金額單位為人民幣千元(除非另有說明))

(All amounts in RMB thousands unless otherwise stated)

11(a) 附屬公司投資(續)

(a) 重大的非控制性權益

現金流量表摘要

11(a) INVESTMENTS IN SUBSIDIARIES (continued)

(a) Material non-controlling interests

Summarised statements of cash flows

	潮州華茂		天倫燃氣管網		蘇州天倫	
	Chaozhou Huamao		Tianlun Pipeline		Suzhou Tianlun	
	截至十二月三十一日止年度 Year ended 31 December		截至十二月三十一日止年度 Year ended 31 December		截至十二月三十一日止年度 Year ended 31 December	
	二零二五年 2025 人民幣千元 RMB'000	二零二四年 2024 人民幣千元 RMB'000	二零二五年 2025 人民幣千元 RMB'000	二零二四年 2024 人民幣千元 RMB'000	二零二五年 2025 人民幣千元 RMB'000	二零二四年 2024 人民幣千元 RMB'000
經營活動產生的現金流量	Cash flows from operating activities					
經營活動產生/(使用)的現金	Cash generated from/(used in) operations					
已付所得稅	Income tax paid					
	32,725	30,150	4,854	64,711	28,455	81,558
經營活動產生/(使用)的現金淨額	Net cash generated from/(used in) operating activities					
投資活動(使用)/產生的現金淨額	Net cash (used in)/generated from investing activities					
融資活動(使用)/產生的現金淨額	Net cash (used in)/generated from financing activities					
	26,470	26,427	3,844	64,258	16,520	67,832
	(5,705)	(3,103)	46,299	110,095	217,548	(91,041)
	(9,997)	(16,082)	(51,282)	(173,612)	(119,420)	13,667
現金和現金等價物增加/(減少)淨額	Net increase/(decrease) in cash and cash equivalents					
年初現金和現金等價物	Cash and cash equivalents at beginning of year					
年末現金和現金等價物	Cash and cash equivalents at end of year					
	10,768	7,242	(1,139)	741	114,648	(9,542)
	36,369	29,127	1,579	838	25,895	35,437
	47,137	36,369	440	1,579	140,543	25,895

以上資料為公司間對銷前的數額。

The information above is the amount before inter-company eliminations.

綜合財務報表附註(續)
Notes to the Consolidated Financial Statements (Continued)
(金額單位為人民幣千元(除非另有說明))
(All amounts in RMB thousands unless otherwise stated)

11(b) 按權益法入賬的投資

11(b) INVESTMENTS ACCOUNTED FOR USING THE EQUITY METHOD

在綜合財務狀況表確認的數額如下：

The amounts recognised in the consolidated statement of financial position are as follows:

		於十二月三十一日 As at 31 December	
		二零二五年 2025 人民幣千元 RMB'000	二零二四年 2024 人民幣千元 RMB'000
對聯營公司之投資	Investments in associates	915,475	874,327
對合營企業之投資	Investments in a joint venture	-	11,350
		915,475	885,677

在損益中確認的數額如下：

The amounts recognised in profit and loss are as follows:

		截至十二月三十一日止年度 Year ended 31 December	
		二零二五年 2025 人民幣千元 RMB'000	二零二四年 2024 人民幣千元 RMB'000
應佔聯營公司的業績	Share of results of associates	41,148	41,704
應佔合營企業業績	Share of results of a joint venture	(11,350)	(21,232)
		29,798	20,472

綜合財務報表附註(續)

Notes to the Consolidated Financial Statements (Continued)

(金額單位為人民幣千元(除非另有說明))

(All amounts in RMB thousands unless otherwise stated)

11(b) 按權益法入賬的投資 (續)

11(b) INVESTMENTS ACCOUNTED FOR USING THE EQUITY METHOD (continued)

以下為本集團於二零二五年十二月三十一日直接持有之聯營公司。

Set out below are the associates of the Group as at 31 December 2025, which are held directly by the Group.

名稱 Name of entity	業務地點/註冊成立國家 Place of business/country of incorporation	所有權權益% % of ownership interest	關係的性質 Nature of the relationship	計量方法 Measurement method
內蒙古油氣投資股份有限公司 (「內蒙古油氣」)	中國/內蒙古	33.33	(附註1)	權益法
Inner Mongolia Petroleum and Gas Investment Corporation Limited (“Inner Mongolia Petroleum and Gas”) (內蒙古油氣投資股份有限公司)	Inner Mongolia, the PRC	33.33	(Note 1)	Equity
蘇州平莊工業天然氣有限公司 (「蘇州平莊」)	中國/江蘇	20.00	(附註2)	權益法
Suzhou Ping Zhuang Industrial Gas Co., Ltd (“Suzhou Ping Zhuang”) (蘇州平莊工業天然氣有限公司)	Jiangsu, the PRC	20.00	(Note 2)	Equity
河南九鼎金融租賃股份有限公司 (「河南九鼎」)	中國/河南	20.00	(附註3)	權益法
Henan Jiuding Financial Leasing Company Limited (“Henan Jiuding”) (河南九鼎金融租賃股份有限公司)	Henan, the PRC	20.00	(Note 3)	Equity
成都淮州新城燃氣有限責任公司 (「淮州燃氣」)	中國/四川	11.00	(附註4)	權益法
Chengdu Huaizhou Xincheng Gas Company Limited (“Huaizhou Gas”) (成都淮州新城燃氣有限責任公司)	Sichuan, the PRC	11.00	(Note 4)	Equity
平頂山尼龍城燃氣有限公司 (「尼龍城燃氣」)	中國/河南	16.00	(附註5)	權益法
Pingdingshan Nylon City Gas Company Limited (“Nylon City Gas”) (平頂山尼龍城燃氣有限公司)	Henan, the PRC	16.00	(Note 5)	Equity

綜合財務報表附註(續)
Notes to the Consolidated Financial Statements (Continued)
(金額單位為人民幣千元(除非另有說明))
(All amounts in RMB thousands unless otherwise stated)

11(b) 按權益法入賬的投資
(續)

11(b) INVESTMENTS ACCOUNTED FOR USING THE
EQUITY METHOD (continued)

名稱 Name of entity	業務地點/註冊成立國家 Place of business/country of incorporation	所有權權益% % of ownership interest	關係的性質 Nature of the relationship	計量方法 Measurement method
平頂山尼龍城燃氣管網有限公司 (「尼龍城燃氣管網」)	中國/河南	16.00	(附註6)	權益法
Pingdingshan Nylon City Gas Pipeline Company Limited (“Nylon City Gas Pipeline”)(平頂山尼龍城燃氣管網 有限公司)	Henan, the PRC	16.00	(Note 6)	Equity
沈丘縣潔源天然氣汽車加氣有限公司 (「沈丘潔源」)	中國/河南	40.00	(附註7)	權益法
Shenqiu County Jieyuan Natural Gas Vehicle Refueling Co., Ltd. (“Shenqiu Jieyuan”) (沈丘縣潔源天然氣汽車加氣有限公 司)	Henan, the PRC	40.00	(Note 7)	Equity
國天(平頂山)新能源科技有限公司 (「國天平頂山」)	中國/河南	36.00	(附註8)	權益法
Guotian (Pingdingshan) New Energy Technology Company Limited (“Guotian Pingdingshan”) (國天(平頂山)新能源科技有限公司)	Henan, the PRC	36.00	(Note 8)	Equity

綜合財務報表附註(續)

Notes to the Consolidated Financial Statements (Continued)

(金額單位為人民幣千元(除非另有說明))

(All amounts in RMB thousands unless otherwise stated)

11(b) 按權益法入賬的投資 (續)

附註1：內蒙古油氣成立於二零一四年十二月十一日，主要參與建設石油及天然氣長輸管綫，並投資於石油及天然氣產業。內蒙古油氣為本集團的策略性夥伴，協助取得燃氣上游產業新客戶和市場並為集團內附屬公司創造協同效應。

附註2：蘇州平莊主要參與銷售罐裝燃氣。蘇州平莊協助本集團取得新客戶和市場。

附註3：河南九鼎於二零一六年三月二十三日註冊成立，主要從事融資租賃，融資租賃資產交易，固定收益證券投資，同業拆借投資及其他金融業務。河南九鼎為本集團的戰略合作夥伴，可為潛在行業客戶將其能源供應方式從煤炭及電力轉為管道天然氣提供融資，並為集團內附屬公司創造協同效應。

附註4：淮州燃氣主要從事天然氣銷售、天然氣管道建設及工程安裝，加油站建設和運營等。淮州燃氣協助取得新客戶和市場，並為集團內附屬公司創造協同效應。

附註5：尼龍城燃氣主要在平頂山尼龍城地區從事天然氣銷售、天然氣管道建設及工程安裝。尼龍城燃氣協助取得新客戶和市場，並為集團內附屬公司創造協同效應。

11(b) INVESTMENTS ACCOUNTED FOR USING THE EQUITY METHOD (continued)

Note 1: Inner Mongolia Petroleum and Gas was incorporated on 11 December 2014 and mainly engages in the construction of long-distance petroleum and gas pipelines, and investment in the petroleum and gas industry. Inner Mongolia Petroleum and Gas is a strategic partner for the Group, providing access to new customers and markets of the upstream gas industry and creating synergies with the subsidiaries of the Group.

Note 2: Suzhou Ping Zhuang mainly engages in the sales of bottled gas. Suzhou Ping Zhuang provides access to new customers and markets.

Note 3: Henan Jiuding was incorporated on 23 March 2016 and mainly engages in financial leasing, financial leasing assets trading, fixed income securities investment, inter-bank borrowing investment and other financial business. Henan Jiuding is a strategic partner for the Group, and can finance potential industrial customers substituting its energy supply from coal and electricity to pipelined natural gas and create synergies with the subsidiaries of the Group.

Note 4: Huaizhou Gas mainly engages in the sales of natural gas, construction and connection of gas pipelines, and construction and operation of gas stations etc. Huaizhou Gas provides access to new customers and markets, and create synergies with the subsidiaries of the Group.

Note 5: Nylon City Gas mainly engages in the sales of natural gas, construction and connection of gas pipelines in Pingdingshan Nylon City Area. Nylon City Gas provides access to new customers and markets, and create synergies with the subsidiaries of the Group.

11(b) 按權益法入賬的投資 (續)

附註6：尼龍城燃氣管網主要從事平頂山尼龍城地區的輸氣管道建設和天然氣輸送。尼龍城燃氣管網天然氣管道有助於加快天然氣管網建設，並為集團內附屬公司創造協同效應。

附註7：沈丘潔源主要從事銷售壓縮天然氣。沈丘潔源協助本集團取得新客戶和市場。

附註8：國天平頂山主要從事太陽能技術服務。他們協助取得太陽能領域的新客戶和市場，為集團內附屬公司創造協同效應，並發展節能環保技術。

董事認為，上表列出的聯營公司對集團的業績或資產產生重要影響。董事認為，詳列其他聯營公司的資料會導致篇幅過於冗長。

所有聯營公司均為非上市公司，其股權沒有市場報價。本集團在聯營公司之權益並無任何或有負債。

11(b) INVESTMENTS ACCOUNTED FOR USING THE EQUITY METHOD (continued)

Note 6: Nylon City Gas Pipeline mainly engages in the construction of gas pipelines and transportation of natural gas in Pingdingshan Nylon City Area. Nylon City Gas Pipeline helps speed up its construction of natural gas pipeline network, and create synergies with the subsidiaries of the Group.

Note 7: Shenqiu Jieyuan mainly engages in the sales of compressed natural gas. Shenqiu Jieyuan provides access to new customers and markets.

Note 8: Guotian Pingdingshan mainly engages in solar power technology services. They provides the Group access to new customers and markets in solar power, create synergies with the subsidiaries of the Group, and development of energy saving and environmental protection technology.

The above table lists the associates of the Group which, in the opinion of the directors, principally affected the results or assets of the Group. To give details of other associates would, in the opinion of the directors, result in particulars of excessive length.

All associates are unlisted companies and there are no quoted market prices available for the equities. There are no contingent liabilities relating to the Group's interests in the associates.

綜合財務報表附註(續)

Notes to the Consolidated Financial Statements (Continued)

(金額單位為人民幣千元(除非另有說明))

(All amounts in RMB thousands unless otherwise stated)

11(b) 按權益法入賬的投資 (續)

聯營公司的摘要財務資料

下面列示了董事認為對於本集團重大的河南九鼎的財務資訊摘要。所披露的資訊反映相關聯營公司財務報表中呈列的數額，而非按本集團應佔此等數額的份額。並就反映主體在使用權益法時所作的調整，包括對公允價值的調整以及就會計政策差異進行相應修改。

財務狀況表摘要

11(b) INVESTMENTS ACCOUNTED FOR USING THE EQUITY METHOD (continued)

Summarised financial information for the associates

The tables below provide summarised financial information for Henan Jiuding, which in the opinion of the director, is material to the Group. The information disclosed reflects the amounts presented in the financial statements of the relevant associate not the Group's share of those amounts. It has been amended to reflect adjustments made by the entity when using the equity method, including fair value adjustments and modifications for differences in accounting policy.

Summarised statement of financial position

		河南九鼎 Henan Jiuding 於十二月三十一日 As at 31 December	
		二零二五年 2025 人民幣千元 RMB'000	二零二四年 2024 人民幣千元 RMB'000
流動	Current		
現金和現金等價物	Cash and cash equivalents	995,656	2,184,254
其他流動資產	Other current assets	1,702,578	1,741,661
流動資產總額	Total current assets	2,698,234	3,925,915
流動負債總額	Total current liabilities	(30,244,255)	(29,549,492)
非流動	Non-current		
非流動資產總額	Total non-current assets	32,708,944	31,125,942
非流動負債總額	Total non-current liabilities	(970,806)	(1,519,562)
總權益	Total equity	4,192,117	3,982,803

綜合財務報表附註(續)
Notes to the Consolidated Financial Statements (Continued)
(金額單位為人民幣千元(除非另有說明))
(All amounts in RMB thousands unless otherwise stated)

11(b) 按權益法入賬的投資
(續)

聯營公司的摘要財務資料
(續)

全面收益表摘要

11(b) INVESTMENTS ACCOUNTED FOR USING THE
EQUITY METHOD (continued)

Summarised financial information for the associates
(continued)

Summarised statement of comprehensive income

		河南九鼎 Henan Jiuding 截至十二月三十一日止年度 Year ended 31 December	
		二零二五年 2025 人民幣千元 RMB'000	二零二四年 2024 人民幣千元 RMB'000
收入	Revenue	1,312,072	1,326,500
除所得稅前利潤	Profit before income tax	275,553	277,627
年度利潤	Profit for the year	209,314	204,714
全面收益總額	Total comprehensive income	209,314	204,714

綜合財務報表附註(續)

Notes to the Consolidated Financial Statements (Continued)

(金額單位為人民幣千元(除非另有說明))

(All amounts in RMB thousands unless otherwise stated)

11(b) 按權益法入賬的投資 (續)

聯營公司的摘要財務資料 (續)

摘要財務資料的調節

所呈列的摘要財務資料與聯營公司
權益賬面價值的調節。

財務資料摘要

11(b) INVESTMENTS ACCOUNTED FOR USING THE EQUITY METHOD (continued)

Summarised financial information for the associates (continued)

Reconciliation of summarised financial information

Reconciliation of the summarised financial information presented to
the carrying amount of its interests in the associates.

Summarised financial information

		河南九鼎 Henan Jiuding	
		截至十二月三十一日止年度 Year ended 31 December	
		二零二五年 2025	二零二四年 2024
		人民幣千元 RMB'000	人民幣千元 RMB'000
期初資產淨值	Opening net assets	3,982,803	3,778,089
年度利潤	Profit for the year	209,314	204,714
期末資產淨值	Closing net assets	4,192,117	3,982,803
聯營公司權益(20.00%)	Interest in associates (20.00%)	838,423	796,561
賬面價值	Carrying value	838,423	796,561

11(b) 按權益法入賬的投資
(續)

聯營公司的摘要財務資料
(續)

個別非重大的聯營公司

除上文所披露聯營權益外，本集團亦擁有六間通過權益法核算的個別非重大聯營公司的權益。

11(b) INVESTMENTS ACCOUNTED FOR USING THE
EQUITY METHOD (continued)

Summarised financial information for the associates
(continued)

Individually immaterial associates

In addition to the interests in associates disclosed above, the Group also has interests in six individually immaterial associates that are accounted for using the equity method.

		截至十二月三十一日止年度 Year ended 31 December	
		二零二五年 2025 人民幣千元 RMB'000	二零二四年 2024 人民幣千元 RMB'000
個別而言並不重大的聯營公司的賬面總值	Aggregate carrying amount of individually immaterial associates	77,052	77,766
本集團所佔份額總額：	Aggregate amounts of the Group's share of:		
— 持續經營利潤	— Profit from continuing operations	(714)	761
— 全面收益總額	— Total comprehensive income	(714)	761

綜合財務報表附註(續)

Notes to the Consolidated Financial Statements (Continued)

(金額單位為人民幣千元(除非另有說明))

(All amounts in RMB thousands unless otherwise stated)

11(b) 按權益法入賬的投資 (續)

以下為本集團於二零二五年十二月三十一日直接持有之合營企業。

於二零二五年十二月三十一日對合營企業之投資性質如下：

名稱	業務地點／註冊成立國家	所有權權益%	關係的性質	計量方法
Name of entity	Place of business/country of incorporation	% of ownership interest	Nature of the relationship	Measurement method
河南豫資天倫新能源投資基金中心(有限合夥)(「河南豫資天倫基金」)	中國／河南	40.00	(附註9)	權益法
Henan Yuzi Tianlun New Energy Investment Fund Centre (Limited Partnership) (“Henan Yuzi Tianlun Fund”) (河南豫資天倫新能源投資基金中心(有限合夥))	Henan, the PRC	40.00	(Note 9)	Equity

附註9：河南豫資天倫基金於二零一八年六月二十七日成立，主要對河南省鄉鎮煤改氣項目及上下游天然氣產業鏈進行投資，以抓住中國天然氣產業快速發展帶來的機遇，充分發揮集團優勢，挖掘河南省鄉鎮天然氣市場的巨大潛力。

由於本集團擁有共同控制權，因此本投資被歸類為對合營企業之投資，因此本集團擁有河南豫資天倫基金資產淨值的權利。

河南豫資天倫基金為非上市公司，其股權沒有市場報價。本集團向河南豫天提供擔保，詳情請參閱附註35。本集團在合營企業之權益並無任何或有負債。

11(b) INVESTMENTS ACCOUNTED FOR USING THE EQUITY METHOD (continued)

Set out below is the joint venture of the Group as at 31 December 2025, which are held directly by the Group.

Nature of investment in a joint venture as at 31 December 2025:

Note 9: Henan Yuzi Tianlun Fund was incorporated on 27 June 2018 mainly engaged in investment in coal-to-gas conversion projects in the townships in Henan Province and the upstream and downstream natural gas industrial chain, to capture the opportunities brought by the rapid development of the natural gas industry in the PRC and explore the huge potential of the natural gas market in the townships in Henan Province through making full use of the strengths of the Group.

This investment is classified as investment in a joint venture because the Group has joint control, whereby the Group has rights to the net assets of Henan Yuzi Tianlun Fund.

Henan Yuzi Tianlun Fund is an unlisted company and there are no quoted market prices available for the equities. The Group provided guarantee to subsidiary of Henan Yuzi Tianlun Fund, see details in Note 35. There are no other contingent liabilities relating to the Group's interests in the joint venture.

11(b) 按權益法入賬的投資 (續)

合營企業的摘要財務資料

下面列示了董事認為對於本集團重大的合營企業河南豫資天倫基金的財務資訊摘要。所披露的資訊反映相關合營企業財務報表中呈列的數額，而非按本集團應佔此等數額的份額。並就反映主體在使用權益法時所作的調整，包括對公允價值的調整以及就會計政策差異進行相應修改。

財務狀況表摘要

11(b) INVESTMENTS ACCOUNTED FOR USING THE EQUITY METHOD (continued)

Summarised financial information for the joint venture

The tables below provide summarised financial information for Henan Yuzi Tianlun Fund, which in the opinion of the director, is material to the Group. The information disclosed reflects the amounts presented in the financial statements of the relevant joint venture not the Group's share of those amounts. They have been amended to reflect adjustments made by the entity when using the equity method, including fair value adjustments and modifications for differences in accounting policy.

Summarised statement of financial position

		河南豫資天倫基金 Henan Yuzi Tianlun Fund 於十二月三十一日 As at 31 December	
		二零二五年 2025 人民幣千元 RMB'000	二零二四年 2024 人民幣千元 RMB'000
流動	Current		
現金和現金等價物	Cash and cash equivalents	137,989	198,770
其他流動資產	Other current assets	479,259	528,003
流動資產總額	Total current assets	617,248	726,773
其他流動負債 (包括應付賬款)	Other current liabilities (including trade payables)	(5,668,809)	(4,540,477)
流動負債總額	Total current liabilities	(5,668,809)	(4,540,477)
非流動	Non-current		
非流動資產總額	Total non-current assets	8,515,216	7,723,295
非流動負債總額	Total non-current liabilities	(2,653,322)	(2,854,177)
總權益	Total equity	810,333	1,055,414

綜合財務報表附註(續)

Notes to the Consolidated Financial Statements (Continued)

(金額單位為人民幣千元(除非另有說明))

(All amounts in RMB thousands unless otherwise stated)

11(b) 按權益法入賬的投資 (續)

合營企業的摘要財務資料
(續)

全面收益表摘要

11(b) INVESTMENTS ACCOUNTED FOR USING THE EQUITY METHOD (continued)

Summarised financial information for the joint venture
(continued)

Summarised statement of comprehensive income

		河南豫資天倫基金 Henan Yuzi Tianlun Fund 截至十二月三十一日止年度 Year ended 31 December	
		二零二五年 2025 人民幣千元 RMB'000	二零二四年 2024 人民幣千元 RMB'000
收入	Revenue	526,313	581,727
除所得稅前虧損	Loss before income tax	(247,067)	(64,878)
年度虧損	Loss for the year	(245,081)	(59,642)
全面收益總額	Total comprehensive income	(245,081)	(59,642)

11(b) 按權益法入賬的投資
(續)

合營企業的摘要財務資料
(續)

摘要財務資料的調節

所呈列的摘要財務資料與合營企業
權益賬面價值的調節：

財務資料摘要

11(b) INVESTMENTS ACCOUNTED FOR USING THE
EQUITY METHOD (continued)

Summarised financial information for the joint venture
(continued)

Reconciliation of summarised financial information

Reconciliation of the summarised financial information presented to
the carrying amount of its interests in a joint venture:

Summarised financial information

		河南豫資天倫基金 Henan Yuzi Tianlun Fund 截至十二月三十一日止年度 Year ended 31 December	
		二零二五年 2025 人民幣千元 RMB'000	二零二四年 2024 人民幣千元 RMB'000
期初資產淨值	Opening net assets	1,055,414	1,115,056
年度虧損	Loss for the year	(245,081)	(59,642)
期末資產淨值	Closing net assets	810,333	1,055,414

		河南豫資天倫基金 Henan Yuzi Tianlun Fund 截至十二月三十一日止年度 Year ended 31 December	
		二零二五年 2025 人民幣千元 RMB'000	二零二四年 2024 人民幣千元 RMB'000
一月一日期初賬面價值	Opening carrying amount 1 January	11,350	32,582
年度虧損(附註10)	Loss for the year (Note 10)	(16,793)	(23,857)
已實現收益	Realised gains	5,443	2,625
十二月三十一日 期末賬面價值	Closing carrying amount 31 December	-	11,350

附註10：本集團未確認與河南豫資天倫基金相關的總計人民幣81,240,000元(二零二四年：無)之虧損，因為本集團並不對該等虧損承擔責任。

Note 10: The Group did not recognise losses totalling RMB81,240,000 (2024: Nil) in relation to Henan Yuzi Tianlun Fund, as the Group was not liable for these losses.

綜合財務報表附註(續)

Notes to the Consolidated Financial Statements (Continued)

(金額單位為人民幣千元(除非另有說明))

(All amounts in RMB thousands unless otherwise stated)

12 所得稅費用

(a) 本公司及立天控股毋須於各自註冊成立所在國家繳納利得稅。

(b) 香港利得稅

截至二零二五年十二月三十一日止及二零二四年十二月三十一日止年度，本集團各公司並無源於香港的應稅利潤，因此毋須繳納香港利得稅(稅率16.5%)。

(c) 中國企業所得稅

本公司所有於中國註冊成立的附屬公司，須繳納中國企業所得稅，於二零二五年十二月三十一日及二零二四年十二月三十一日止年度，該等公司各自按照中國所得稅規則及規例釐定的應課稅收益之法定所得稅稅率計提撥備。於中國的附屬公司適用的中國企業所得稅稅率均為25%(二零二四年：25%)，惟甘肅白銀、禮泉宏遠、乾縣宏遠、大通金地、互助金地、鹿寨天倫、德陽華能、鳳凰中油、四川明聖、金堂燃氣、米脂長興、吳堡長興、會澤大通、子洲順祥和靖遠金地除外，因為該等公司獲批享有西部大開發企業所得稅優惠稅率政策，該等公司於二零二五年的企業所得稅稅率為15%(二零二四年：15%)。白城大地、三明慧基、德陽綠能、互助利民、大通壓縮、灌陽天倫、硯山大通、廣南大通、鶴壁豫能、舞鋼天倫、葉縣天倫、鶴壁美倫美家、東明美倫美家、禮泉美倫美家、石家莊美倫美家和米脂美倫美家則享有小微企業普惠性減免稅政策，該等公司於二零二五年的企業所得稅稅率為5%。

12 INCOME TAX EXPENSE

(a) The Company and Upsky Holdings are not subject to profits tax in their respective countries of incorporation.

(b) Hong Kong profits tax

For the years ended 31 December 2025 and 31 December 2024, there are no Hong Kong profits tax applicable (tax rate 16.5%) to any Group entities.

(c) PRC corporate income tax (the “PRC CIT”)

All the Company's subsidiaries incorporated in the PRC are subject to the PRC CIT, which has been provided based on the statutory income tax rate of the assessable income of each of such companies during the years ended 31 December 2025 and 31 December 2024, as determined in accordance with the relevant PRC income tax rules and regulations. The CIT rate of all the relevant subsidiaries operating in the PRC is 25% (2024: 25%), except for Gansu Baiyin, Liquan Hongyuan, Qianxian Hongyuan, Datong Jindi, Huzhu Jindi, Luzhai Tianlun, Deyang Huaneng, Fenghuang Zhongyou, Sichuan Mingsheng, Jintang Gas, Mizhi Changxing, Wubu Changxing, Huize Datong, Zizhou Shunxiang and Jingyuan Jindi, as they were approved to entitle to the CIT Preferential Policies for the Development of the Western Regions and the CIT rate of 2025 is 15% (2024: 15%). Baicheng Dadi, Sanming Huiji, Deyang Lvneng, Huzhu Limin, Datong Yasuo, Guanyang Tianlun, Yanshan Datong, Guangnan Datong, Hebi Yuneng, Wugang Tianlun, Yexian Tianlun, Hebi Meilunmeijia, Dongming Meilunmeijia, Liquan Meilunmeijia, Shijiazhuang Meilunmeijia and Mizhi Meilunmeijia are entitled to the Inclusive Tax Deduction and Exemption Policies for Micro and Small Enterprises and the CIT rate of 2025 was 5%.

綜合財務報表附註(續)
Notes to the Consolidated Financial Statements (Continued)

(金額單位為人民幣千元(除非另有說明))
(All amounts in RMB thousands unless otherwise stated)

12 所得稅費用(續)

(c) 中國企業所得稅(續)

自損益扣除的所得稅費用為：

12 INCOME TAX EXPENSE (continued)

(c) PRC corporate income tax (the "PRC CIT") (continued)

The amount of income tax expense charged to profit or loss represents:

		截至十二月三十一日止年度 Year ended 31 December	
		二零二五年 2025 人民幣千元 RMB'000	二零二四年 2024 人民幣千元 RMB'000
當期所得稅	Current tax on profits for the year	172,288	213,426
遞延稅項(附註30)	Deferred tax (Note 30)	(116,663)	(30,955)
		55,625	182,471

損益內所列實際所得稅費用與應用已頒佈稅率計算除所得稅前利潤所得款項的差額調節如下：

The difference between the actual income tax charge in profit or loss and the amounts which would result from applying the enacted tax rate to profit before income tax can be reconciled as follows:

		截至十二月三十一日止年度 Year ended 31 December	
		二零二五年 2025 人民幣千元 RMB'000	二零二四年 2024 人民幣千元 RMB'000
除所得稅前利潤	Profit before income tax	111,387	506,980
按集團各公司適用之法定稅率計算之稅項	Tax calculated at statutory tax rate applicable to each Group entity	45,210	175,272
無須課稅的收益	Income not subject to tax	(10,487)	(10,559)
不可扣稅的費用或虧損	Expenses or losses not deductible for tax purposes	16,067	9,743
未確認遞延稅項資產的稅損	Tax losses with no deferred tax assets recognised	492	1,413
擬分配收益相關代扣稅項(i)	Withholding tax on profit to be distributed in future (i)	4,343	6,602
		55,625	182,471

綜合財務報表附註(續)

Notes to the Consolidated Financial Statements (Continued)

(金額單位為人民幣千元(除非另有說明))

(All amounts in RMB thousands unless otherwise stated)

12 所得稅費用(續)

(c) 中國企業所得稅(續)

- (i) 本集團中國內地附屬公司將派發的股利及集團內部利息費用均已預扣所得稅。相關的海外控股公司已成功獲得中國大陸稅務局的認可，可享受本集團中國內地附屬公司股利的股利預提所得稅稅率5%，內地附屬公司利息費用預提所得稅稅率7%的協定待遇。因此，本集團已按中國內地附屬公司分配的股利和利息費用的各自稅率計提代扣所得稅。

12 INCOME TAX EXPENSE (continued)

(c) PRC corporate income tax (the “PRC CIT”) (continued)

- (i) Withholding income tax is provided on the dividends and intra-group interest charges to be distributed by the Chinese Mainland subsidiaries of the Group. The relevant overseas holding companies have successfully obtained endorsement from Chinese Mainland tax bureaus to enjoy the treaty benefit of 5% withholding income tax rate on dividends received from the Chinese Mainland subsidiaries of the Group and 7% withholding income tax rate on interest charges from the Chinese Mainland subsidiaries. Accordingly, withholding income tax has been provided at respective tax rate of the dividends and interest charges to be distributed by the Chinese Mainland subsidiaries of the Group.

13 每股盈利

(a) 基本

每股基本盈利根據歸屬於本公司所有者的利潤，除以年內已發行普通股的加權平均數目計算。

13 EARNINGS PER SHARE

(a) Basic

Basic earnings per share (“EPS”) is calculated by dividing the profit attributable to owners of the Company by the weighted average number of ordinary shares in issue during the year.

		截至十二月三十一日止年度 Year ended 31 December	
		二零二五年 2025 人民幣千元 RMB'000	二零二四年 2024 人民幣千元 RMB'000
利潤歸屬於本公司所有者(人民幣千元)	Profit attributable to owners of the Company (RMB'000)	38,625	300,994
已發行普通股的加權平均數(千股)	Weighted average number of shares in issue (thousands)	969,054	969,066
每股基本盈利(每股人民幣元)	Basic earnings per share (RMB per share)	0.04	0.31

- (b) 截至二零二五年及二零二四年十二月三十一日止年度內並無潛在攤薄股份，因此每股攤薄盈利與每股基本盈利相等。

- (b) The diluted earnings per share was the same as the basic earnings per share as there was no potential dilutive share issued during the years ended 31 December 2025 and 2024.

綜合財務報表附註(續)
Notes to the Consolidated Financial Statements (Continued)
(金額單位為人民幣千元(除非另有說明))
(All amounts in RMB thousands unless otherwise stated)

14 物業、廠房和設備

14 PROPERTY, PLANT AND EQUIPMENT

		樓宇	設備及機器	燃氣管道	辦公設備 及車輛	在建工程	總額
		Buildings	Equipment and machinery	Gas pipelines	Office equipment and motor vehicles	CIP	Total
		人民幣千元	人民幣千元	人民幣千元	人民幣千元	人民幣千元	人民幣千元
		RMB'000	RMB'000	RMB'000	RMB'000	RMB'000	RMB'000
於二零二五年一月一日	At 1 January 2025						
成本	Cost	581,733	469,787	4,135,835	70,766	240,662	5,498,783
累計折舊	Accumulated depreciation	(199,506)	(309,333)	(1,112,659)	(46,633)	-	(1,668,131)
賬面淨值	Net book amount	382,227	160,454	3,023,176	24,133	240,662	3,830,652
截至二零二五年 十二月三十一日止年度	Year ended 31 December 2025						
年初賬面淨值	Opening net book amount	382,227	160,454	3,023,176	24,133	240,662	3,830,652
添置	Additions	7,261	10,658	3,292	3,627	194,314	219,152
在建工程轉入	Transfer from CIP	30,545	12,379	240,365	6	(283,295)	-
投資物業轉入(附註16)	Transfer from investment properties (Note 16)	1,192	-	-	-	-	1,192
處置(附註32)	Disposals (Note 32)	(10)	(3,142)	(10,313)	(156)	-	(13,621)
處置附屬公司	Disposal of subsidiaries	-	-	-	-	(7,541)	(7,541)
轉至投資物業(附註16)	Transfer to investment properties (Note 16)	(2,907)	-	-	-	(410)	(3,317)
折舊費用(附註8)	Depreciation charge (Note 8)	(22,540)	(23,408)	(181,713)	(3,893)	-	(231,554)
年末賬面淨值	Closing net book amount	395,768	156,941	3,074,807	23,717	143,730	3,794,963
於二零二五年十二月三十一日	At 31 December 2025						
成本	Cost	617,428	475,551	4,363,397	70,837	143,730	5,670,943
累計折舊	Accumulated depreciation	(221,660)	(318,610)	(1,288,590)	(47,120)	-	(1,875,980)
賬面淨值	Net book amount	395,768	156,941	3,074,807	23,717	143,730	3,794,963

綜合財務報表附註(續)

Notes to the Consolidated Financial Statements (Continued)

(金額單位為人民幣千元(除非另有說明))

(All amounts in RMB thousands unless otherwise stated)

14 物業、廠房和設備
(續)

14 PROPERTY, PLANT AND EQUIPMENT
(continued)

		樓宇	設備及機器	燃氣管道	辦公設備 及車輛	在建工程	總額
		Buildings	Equipment and machinery	Gas pipelines	Office equipment and motor vehicles	CIP	Total
		人民幣千元	人民幣千元	人民幣千元	人民幣千元	人民幣千元	人民幣千元
		RMB'000	RMB'000	RMB'000	RMB'000	RMB'000	RMB'000
於二零二四年一月一日	At 1 January 2024						
成本	Cost	560,912	464,298	3,854,234	71,473	267,160	5,218,077
累計折舊	Accumulated depreciation	(175,061)	(285,901)	(954,613)	(45,751)	-	(1,461,326)
賬面淨值	Net book amount	385,851	178,397	2,899,621	25,722	267,160	3,756,751
截至二零二四年 十二月三十一日止年度	Year ended 31 December 2024						
年初賬面淨值	Opening net book amount	385,851	178,397	2,899,621	25,722	267,160	3,756,751
添置	Additions	815	4,491	-	1,659	291,278	298,243
在建工程轉入	Transfer from CIP	16,598	7,556	293,622	-	(317,776)	-
投資物業轉入(附註16)	Transfer from investment properties (Note 16)	340	-	-	-	-	340
處置(附註32)	Disposals (Note 32)	(356)	(1,048)	(1,688)	(118)	-	(3,210)
處置附屬公司	Disposal of subsidiaries	-	-	-	(9)	-	(9)
重分類	Reclassification	1,879	(1,879)	-	-	-	-
折舊費用(附註8)	Depreciation charge (Note 8)	(22,900)	(27,063)	(168,379)	(3,121)	-	(221,463)
年末賬面淨值	Closing net book amount	382,227	160,454	3,023,176	24,133	240,662	3,830,652
於二零二四年十二月三十一日	At 31 December 2024						
成本	Cost	581,733	469,787	4,135,835	70,766	240,662	5,498,783
累計折舊	Accumulated depreciation	(199,506)	(309,333)	(1,112,659)	(46,633)	-	(1,668,131)
賬面淨值	Net book amount	382,227	160,454	3,023,176	24,133	240,662	3,830,652

14 物業、廠房和設備 (續)

- (a) 本集團將約人民幣218,924,000元(二零二四年: 人民幣210,164,000元)的折舊費用計入銷售成本, 將人民幣133,000元(二零二四年: 人民幣91,000元)計入分銷成本, 以及將人民幣12,497,000元(二零二四年: 人民幣11,208,000元)計入行政費用。
- (b) 於二零二五年十二月三十一日, 賬面價值約人民幣65,658,000元(二零二四年: 人民幣64,081,000元)樓宇的法定權證正在辦理中。
- (c) 於二零二五年十二月三十一日及二零二四年十二月三十一日, 在建工程主要包括於中國境內在建的燃氣管網、液化天然氣及壓縮天然氣儲配站。
- (d) 於二零二五年十二月三十一日止年度內, 本集團的合資格資產已資本化借款成本為人民幣16,428,000元(二零二四年: 人民幣19,097,000元)。借款成本根據綜合借款的加權平均利率4.74%(二零二四年: 5.53%)來進行資本化。

14 PROPERTY, PLANT AND EQUIPMENT (continued)

- (a) Depreciation expense of approximately RMB218,924,000 (2024: RMB210,164,000) has been charged in cost of sales, RMB133,000 (2024: RMB91,000) in distribution expenses and RMB12,497,000 (2024: RMB11,208,000) in administrative expenses.
- (b) As at 31 December 2025, the Group was in the process of obtaining the legal title of buildings with carrying amount of approximately RMB65,658,000 (2024: RMB64,081,000).
- (c) As at 31 December 2025 and 31 December 2024, the CIP mainly comprised the gas pipelines, LNG and CNG stations being constructed in the PRC.
- (d) During the year ended 31 December 2025, the Group capitalised borrowing costs amounting to RMB16,428,000 (2024: RMB19,097,000) on qualifying assets. Borrowing costs were capitalised at the weighted average rate of its general borrowings at 4.74% (2024: 5.53%).

綜合財務報表附註(續)

Notes to the Consolidated Financial Statements (Continued)

(金額單位為人民幣千元(除非另有說明))

(All amounts in RMB thousands unless otherwise stated)

15 租賃

(i) 財務狀況表內確認的金額

財務狀況表列示的下列金額與租賃有關：

15 LEASES

(i) Amounts recognised in the statement of financial position

The statement of financial position shows the following amounts relating to leases:

		於十二月三十一日	
		As at 31 December	
		二零二五年	二零二四年
		2025	2024
		人民幣千元	人民幣千元
		RMB'000	RMB'000
使用權資產	Right-of-use assets		
土地使用權	Land-use rights	258,781	264,066
樓宇	Buildings	18,543	14,445
		277,324	278,511
租賃負債	Lease liabilities		
1年內	Within 1 year	9,433	7,106
1年後但2年內	After 1 year but within 2 years	6,361	4,728
2年後但5年內	After 2 years but within 5 years	2,444	3,965
5年後	After 5 years	1,030	1,333
		9,835	10,026
		19,268	17,132

截至二零二五年十二月三十一日止年度內，使用權資產增加人民幣18,950,000元(二零二四年：人民幣27,730,000元)。

Additions to the right-of-use assets during the year ended 31 December 2025 were RMB18,950,000 (2024: RMB27,730,000).

綜合財務報表附註(續)
Notes to the Consolidated Financial Statements (Continued)
(金額單位為人民幣千元(除非另有說明))
(All amounts in RMB thousands unless otherwise stated)

15 租賃(續)

(ii) 計入當期損益的金額

綜合全面收益表列示的下列金額與租賃有關：

15 LEASES (continued)

(ii) Amounts recognised in profit or loss

The consolidated statement of comprehensive income shows the following amounts to leases:

		截至十二月三十一日止年度 Year ended 31 December	
		二零二五年 2025 人民幣千元 RMB'000	二零二四年 2024 人民幣千元 RMB'000
使用權資產的折舊費用	Depreciation charge of right-of-use assets		
土地使用權	Land-use rights	8,633	8,717
樓宇	Buildings	11,504	8,375
		20,137	17,092
利息支出(計入財務費用)(附註10)	Interest expense (included in finance cost) (Note 10)	910	895

截至二零二五年十二月三十一日止年度內因租賃發生的現金流出總額為人民幣21,581,000元(二零二四年：人民幣10,256,000元)。

The total cash outflow for leases for the year ended 31 December 2025 was RMB21,581,000 (2024: RMB10,256,000).

(iii) 於二零二五年十二月三十一日，本集團有約人民幣15,836,000元(二零二四年：人民幣16,213,000元)的土地使用權證正在辦理法定權證。

(iii) As at 31 December 2025, the Group was in the process of obtaining the legal title of land-use rights with carrying amount of approximately RMB15,836,000 (2024: RMB16,213,000).

(iv) 於二零二五年十二月三十一日，人民幣4,900,000元的流動及非流動銀行借款是由德陽綠能賬面價值為人民幣8,609,000元的土地使用權抵押(附註29(a))(二零二四年：無)。

(iv) As at 31 December 2025, the current and non-current bank borrowings of RMB4,900,000 were secured by land-use rights with carrying value amounting to RMB8,609,000 of Deyang Lvneng (Note 29(a)) (2024: Nil).

綜合財務報表附註(續)

Notes to the Consolidated Financial Statements (Continued)

(金額單位為人民幣千元(除非另有說明))

(All amounts in RMB thousands unless otherwise stated)

16 投資物業

16 INVESTMENT PROPERTIES

		截至十二月三十一日止年度	
		Year ended 31 December	
		二零二五年	二零二四年
		2025	2024
		人民幣千元	人民幣千元
		RMB'000	RMB'000
年初	At beginning of the year		
成本	Cost	71,050	71,523
累計折舊	Accumulated depreciation	(34,433)	(32,860)
賬面淨值	Net book amount	36,617	38,663
年內	For the year		
年初賬面淨值	Opening net book amount	36,617	38,663
自物業、廠房和設備 轉入(附註14)	Transfer from property, plant and equipment (Note 14)	3,317	–
轉至物業、廠房和設備 (附註14)	Transfer to property, plant and equipment (Note 14)	(1,192)	(340)
折舊費用	Depreciation charge	(3,164)	(1,706)
年末賬面淨值	Closing net book amount	35,578	36,617
年末	At end of the year		
成本	Cost	73,175	71,050
累計折舊	Accumulated depreciation	(37,597)	(34,433)
賬面淨值	Net book amount	35,578	36,617
年末公允價值(b)	Fair value at end of the year (b)	88,833	87,321

綜合財務報表附註(續)
Notes to the Consolidated Financial Statements (Continued)
(金額單位為人民幣千元(除非另有說明))
(All amounts in RMB thousands unless otherwise stated)

16 投資物業(續)

(a) 下列金額已於損益中確認：

		截至十二月三十一日止年度 Year ended 31 December	
		二零二五年 2025 人民幣千元 RMB'000	二零二四年 2024 人民幣千元 RMB'000
租賃收益	Rental income	3,572	2,797
產生租賃收益的投資物業的直接經營費用	Direct operating expenses from properties that generated rental income	(3,164)	(1,706)
		408	1,091

於二零二五年十二月三十一日及二零二四年十二月三十一日，本集團就未來修理及維修並無合約義務撥備。

As at 31 December 2025 and 31 December 2024, the Group had no unprovided contractual obligations for future repairment and maintenance.

(b) 本集團的投資物業分析如下：

於二零二五年十二月三十一日及二零二四年十二月三十一日，投資物業的公允價值使用重大不可觀察輸入(第3層級)計量。

(b) The Group's investment properties are analysed as follows:

As at 31 December 2025 and 31 December 2024, the fair value of investment property is measured using significant unobservable inputs (Level 3).

本集團的政策為於導致轉撥事件或情況改變的日期，確認公允價值層級的撥出或撥入。

The Group's policy is to recognise transfers into and transfers out of fair value hierarchy levels as at of the date of the event or change in circumstances that caused the transfer.

二零二五年及二零二四年內第1、2、3層級之間並無任何轉撥。

There were no transfers among Levels 1, 2 and 3 during the years of 2025 and 2024.

估值技術

投資物業的估值利用直接比較法釐定。在臨近可比較物業的售價已就主要特點(例如物業面積及已使用年限)的差異作出調整。

Valuation techniques

The valuation of investment properties is determined using the direct comparison approach. Sales prices of comparable properties in close proximity are adjusted for property's size and the ageing degree.

綜合財務報表附註(續)

Notes to the Consolidated Financial Statements (Continued)

(金額單位為人民幣千元(除非另有說明))

(All amounts in RMB thousands unless otherwise stated)

16 投資物業(續)

(b) 本集團的投資物業分析如下：(續)

估值技術(續)

其重大不可觀察輸入值包括：

當前市場 — 基於物業的實際市場價格；
物業面積 — 基於物業的實際面積；
已使用年 — 基於物業當前已使用年限。

描述 — 辦公大樓

Description — Office building

公允價值

Fair value

人民幣千元

RMB'000

估值方法

Valuation technique

不可觀察的輸入值

Unobservable inputs

於二零二五年十二月三十一日
At 31 December 2025

88,833
88,833

直接比較法
Direct comparison approach

每平方米人民幣 500-15,000 元
RMB500-RMB15,000
per square meter

於二零二四年十二月三十一日
At 31 December 2024

87,321
87,321

直接比較法
Direct comparison approach

每平方米人民幣 3,000-10,000 元
RMB3,000-RMB10,000
per square meter

(c) 折舊費用約人民幣3,164,000元(二零二四年：人民幣1,706,000元)在「銷售成本」中支銷。

16 INVESTMENT PROPERTIES (continued)

(b) The Group's investment properties are analysed as follows: (continued)

Valuation techniques (continued)

The significant inputs adopted include:

Recent market — Based on the actual market selling price of the properties;
Property's size — Based on the size of the properties;
The ageing degree — Based on the years of the properties used.

(c) Depreciation expense of approximately RMB3,164,000 (2024: RMB1,706,000) has been charged in cost of sales.

綜合財務報表附註(續)
Notes to the Consolidated Financial Statements (Continued)
(金額單位為人民幣千元(除非另有說明))
(All amounts in RMB thousands unless otherwise stated)

16 投資物業(續)

(d) 租賃安排

本集團於年內根據長期經營租賃出租若干投資物業，租戶根據付款條款定期支付租金。根據投資物業不可撤銷經營租賃應收而未在綜合財務報表中確認的最低租賃收款額如下：

16 INVESTMENT PROPERTIES (continued)

(d) Leasing arrangements

Certain investment properties are leased to tenants under long-term operating leases with rental payable at regular intervals during the year based on the payment terms. Minimum lease payments under non-cancellable operating leases of investment properties not recognised in the consolidated financial statements are receivable as follows:

		於十二月三十一日 As at 31 December	
		二零二五年 2025 人民幣千元 RMB'000	二零二四年 2024 人民幣千元 RMB'000
一年內	Within 1 year	2,124	2,644
一年以上但不超過三年	Later than 1 year but no later than 3 years	2,501	2,627
三年以上	More than 3 years	3,281	2,607
		7,906	7,878

綜合財務報表附註(續)

Notes to the Consolidated Financial Statements (Continued)

(金額單位為人民幣千元(除非另有說明))

(All amounts in RMB thousands unless otherwise stated)

17 無形資產

17 INTANGIBLE ASSETS

		商譽	經營權	電腦軟件	網絡	客戶 合約關係	總額
		Goodwill	Operating rights	Computer software	Network	Contractual customer relationships	Total
		人民幣千元 RMB'000	人民幣千元 RMB'000	人民幣千元 RMB'000	人民幣千元 RMB'000	人民幣千元 RMB'000	人民幣千元 RMB'000
於二零二四年一月一日	At 1 January 2024						
成本	Cost	2,736,579	1,989,763	27,875	590,850	401,910	5,746,977
累計攤銷	Accumulated amortisation	—	(573,776)	(19,961)	(146,528)	(147,315)	(887,580)
賬面淨值	Net book amount	2,736,579	1,415,987	7,914	444,322	254,595	4,859,397
截至二零二四年 十二月三十一日止年度	Year ended 31 December 2024						
年初賬面淨值	Opening net book amount	2,736,579	1,415,987	7,914	444,322	254,595	4,859,397
添置	Additions	—	—	19,035	—	—	19,035
攤銷費用	Amortisation charge	—	(86,060)	(5,977)	(20,042)	(16,836)	(128,915)
減值虧損	Impairment loss	(43,751)	—	—	—	—	(43,751)
年末賬面淨值	Closing net book amount	2,692,828	1,329,927	20,972	424,280	237,759	4,705,766
於二零二四年 十二月三十一日	At 31 December 2024						
成本	Cost	2,736,579	1,989,763	46,910	590,850	401,910	5,766,012
累計攤銷	Accumulated amortisation	—	(659,836)	(25,938)	(166,570)	(164,151)	(1,016,495)
減值準備	Impairment provision	(43,751)	—	—	—	—	(43,751)
賬面淨值	Net book amount	2,692,828	1,329,927	20,972	424,280	237,759	4,705,766
截至二零二五年 十二月三十一日止年度	Year ended 31 December 2025						
年初賬面淨值	Opening net book amount	2,692,828	1,329,927	20,972	424,280	237,759	4,705,766
添置	Additions	—	—	16,578	—	—	16,578
攤銷費用	Amortisation charge	—	(78,520)	(10,610)	(20,042)	(16,836)	(126,008)
減值虧損	Impairment loss	(28,344)	—	—	—	—	(28,344)
年末賬面淨值	Closing net book amount	2,664,484	1,251,407	26,940	404,238	220,923	4,567,992
於二零二五年 十二月三十一日	At 31 December 2025						
成本	Cost	2,736,579	1,989,763	63,488	590,850	401,910	5,782,590
累計攤銷	Accumulated amortisation	—	(738,356)	(36,548)	(186,612)	(180,987)	(1,142,503)
減值準備	Impairment provision	(72,095)	—	—	—	—	(72,095)
賬面淨值	Net book amount	2,664,484	1,251,407	26,940	404,238	220,923	4,567,992

Notes to the Consolidated Financial Statements (Continued)

(金額單位為人民幣千元(除非另有說明))

(All amounts in RMB thousands unless otherwise stated)

17 無形資產(續)

(a) 截至二零二五年十二月三十一日止年度，約人民幣115,397,000元(二零二四年：人民幣120,711,000元)的攤銷在「銷售成本」中支銷，約人民幣10,611,000元(二零二四年：人民幣8,204,000元)的攤銷在「行政費用」中支銷。

(b) 商譽減值

管理層根據附屬公司的業務類型審查其業務表現。現金產出單元主要從事天然氣零售、天然氣批發和工程安裝及服務。

17 INTANGIBLE ASSETS (continued)

(a) During the year ended 31 December 2025, amortisation of approximately RMB115,397,000 (2024: RMB120,711,000) was included in cost of sales, and RMB10,611,000 (2024: RMB8,204,000) was included in administration expenses.

(b) Impairment for goodwill

Management reviews the business performance based on the type of business in its subsidiaries. The CGUs are principally engaged in sales of natural gas in cylinders, sales of natural gas in bulk and engineering construction services.

綜合財務報表附註(續)

Notes to the Consolidated Financial Statements (Continued)

(金額單位為人民幣千元(除非另有說明))

(All amounts in RMB thousands unless otherwise stated)

17 無形資產(續)

17 INTANGIBLE ASSETS (continued)

以下為各現金產出單元的商譽分攤摘要：

The following is a summary of goodwill allocation for each CGU:

		於十二月三十一日 As at 31 December	
		二零二五年 2025 人民幣千元 RMB'000	二零二四年 2024 人民幣千元 RMB'000
吉林區域	Jilin location		
吉林中吉	Jilin Zhongji	89,045	89,045
吉林乾安	Jilin Qian'an	3,089	3,089
甘肅區域	Gansu location		
甘肅白銀	Gansu Baiyin	86,715	86,715
靖遠金地	Jingyuan Jindi	95,053	95,053
河南區域	Henan location		
濮陽天倫	Puyang Tianlun	6,167	6,167
河南綠源	Henan Luyuan	7,663	7,663
河南高縣	Henan Songxian	8,108	8,115
開封西納	Kaifeng Xi'Na	10,079	10,079
浙川龍成	Xichuan Longcheng	33,533	33,533
西平凱達	Xiping Kaida	87,682	87,682
沈丘匯鑫	Shenqiu Huixin	118,433	118,433
天倫燃氣管網	Tianlun Pipeline	237,159	265,503
湖南區域	Hunan location		
洞口森博	Dongkou Senbo	7,572	7,572
鳳凰中油	Fenghuang Zhongyou	20,353	20,353
雲南區域	Yunnan location		
雲南大通	Yunnan Datong	16,778	16,778
山東區域	Shandong location		
曹縣中天	Caoxian Zhongtian	11,401	11,401
單縣中天	Shanxian Zhongtian	14,222	14,222
菏澤廣菏	Heze Guanghe	61,656	61,656
東明萬吉	Dongming Wanji	14,967	14,967
廣東區域	Guangdong location		
潮州華茂	Chaozhou Huamao	122,319	122,319
汕頭澄海	Shantou Chenghai	65,937	65,937
樂昌安順達	Lechang Anshunda	28,063	28,063
福建區域	Fujian location		
三明慧基	Sanming Huiji	22,518	22,518
江蘇區域	Jiangsu location		
蘇州天倫	Suzhou Tianlun	188,697	188,697
陝西區域	Shaanxi location		
禮泉宏遠	Liquan Hongyuan	90,106	90,106
乾縣宏遠	Qianxian Hongyuan	57,978	57,978
米脂長興	Mizhi Changxing	52,215	52,215
吳堡長興	Wubu Changxing	29,497	29,497
子洲順祥	Zizhou Shunxiang	41,973	41,973
四川區域	Sichuan location		
四川明聖	Sichuan Mingsheng	249,305	249,305
金堂燃氣	Jintang Gas	246,422	246,422
永洋能源	Yongyang Energy	93,061	93,061
河北區域	Hebei location		
石家莊金明	Shijiazhuang Jinming	145,784	145,784
青海區域	Qinghai location		
甘肅金地	Gansu Jindi	300,934	300,927
		2,664,484	2,692,828

* 現金產出單元按相同地理區域進行歸類，僅作呈列。

* The CGUs in the same geography grouped together for presentation only.

17 無形資產(續)

現金產出單元的可收回金額乃根據使用價值計算釐定。計算方式利用稅前現金流量預測，依據管理層批核的五年期財政預算。使用價值計算中關鍵假設主要是增長率、毛利率、長期增長率和折現率。

於二零二五年度使用價值計算中使用的關鍵假設如下：

五年期增長率	1%-24%
(二零二四年：1%-36%)	
毛利率	7%-30%
(二零二四年：7%-34%)	
長期增長率	2%
(2024: 2%)	
稅前折現率	9%-11%
(二零二四年：10%-12%)	

管理層根據過往表現和管理層對五年預測期內市場發展的預期估計每個現金產出單元的增長率及毛利率。所採用的長期增長率是根據管理層考慮了與該等現金產出單元相關的內外部因素後作出的最佳估計。折現率反映了當前市場評估的貨幣時間價值及現金產出單元的特定風險。

本公司董事認為，除天倫燃氣管網現金產出單元外，其他現金產出單元即使在管理層釐定現金產出單元可收回金額的關鍵假設出現合理可能變動的情況下，現金產出單元於二零二五年十二月三十一日的可收回金額亦不會低於賬面價值。

截至二零二五年十二月三十一日止年度期間，從事銷售管道燃氣業務的天倫燃氣管網現金產出單元受外部環境不穩定因素的影響而未能達致預期增長，以致該現金產出單元的賬面金額低於其可收回金額，故就商譽確認減值虧損人民幣28,344,000元。截至二零二四年十二月三十一日止年度期間，就潮州華茂現金產出單元確認人民幣43,751,000元的商譽減值虧損。

17 INTANGIBLE ASSETS (continued)

The recoverable amount of a CGU is determined based on value-in-use calculations. These calculations use pre-tax cash flow projections based on financial budgets approved by management covering a five-year period. The key assumptions for the value-in-use calculations are those regarding the growth rates, gross margin, long term growth rate and discount rates.

The key assumptions used for value-in-use calculations in 2025 are as follows:

Growth rate beyond 5-year period	1%-24%
(2024: 1%-36%)	
Gross margin	7%-30%
(2024: 7%-34%)	
Long term growth rate	2%
(2024: 2%)	
Pre-tax discount rate	9%-11%
(2024: 10%-12%)	

Management estimates growth rate and gross margin of individual CGUs based on past performance and management's expectations of market development over the five-year forecast period. The long term growth rates are based on management's best estimates with consideration of both internal and external factors relating to the CGUs. Discount rates that reflect current market assessment of the time value of money and the risks specific to the CGUs.

In the opinion of the Company's directors, except for Tianlun Pipeline CGU, the recoverable amounts of the remaining CGUs will not be lower than the carrying amount even if taking into account a reasonably possible change in a key assumption on the calculations of recoverable amounts of the CGUs as at 31 December 2025.

During the year ended 31 December 2025, an impairment loss on goodwill amounted to RMB28,344,000 was recognised in respect of Tianlun Pipeline CGU which principally engaged in sales of piped gas business. The carrying amount of this CGU is lower than the recoverable amount because it would be unable to achieve the expected growth due to external unstable environment. During the year ended 31 December 2024, impairment loss on goodwill amounted to RMB43,751,000 was recognised in respect of Chaozhou Huamao CGU.

綜合財務報表附註(續)

Notes to the Consolidated Financial Statements (Continued)

(金額單位為人民幣千元(除非另有說明))

(All amounts in RMB thousands unless otherwise stated)

18 按類別劃分的金融工具

18 FINANCIAL INSTRUMENTS BY CATEGORY

本集團持有下列金融工具：

The Group holds the following financial instruments:

		於十二月三十一日	
		As at 31 December	
		二零二五年	二零二四年
		2025	2024
		人民幣千元	人民幣千元
		RMB'000	RMB'000
	附註		
	Notes		
金融資產	Financial assets		
以攤銷成本計量的金融資產	Financial assets at amortised cost		
應收賬款和其他應收款(不包括預付款項、增值稅留抵款、預付所得稅)	Trade and other receivables (exclude prepayments and value-added-tax to be offset, prepaid income tax)	20	
		2,516,334	1,855,037
現金和現金等價物	Cash and cash equivalents	24	
受限制現金	Restricted cash	24	
		1,238,278	1,103,037
		142,785	215,490
以公允價值計量且其變動計入其他全面收益的金融資產	Financial assets at fair value through other comprehensive income	19	
		50,400	51,339
以公允價值計量且其變動計入損益的金融資產	Financial assets at fair value through profit or loss	23(a)	
		238,809	256,854
		4,186,606	3,481,757
金融負債	Financial liabilities		
以攤銷成本計量的負債	Liabilities at amortised cost		
應付賬款和其他應付款(不包括應計薪金及福利和其他應繳稅項)	Trade and other payables (exclude accrued payroll and welfare payables and other taxes payables)	28	
		464,611	684,352
借款	Borrowings	29	
租賃負債	Lease liabilities	15(i)	
		6,871,269	6,992,181
		19,268	17,132
以公允價值計量且其變動計入損益的金融負債	Financial liabilities at fair value through profit or loss	23(b)	
		12,386	—
		7,367,534	7,693,665

18 按類別劃分的金融工具(續)

本集團金融工具相關的各種風險敞口詳見附註3。本集團面對與金融工具相關的各種風險在報告期末最大的信用風險敞口為上述各類金融資產的賬面價值。

18 FINANCIAL INSTRUMENTS BY CATEGORY (continued)

The Group's exposure to various risks associated with the financial instruments is discussed in Note 3. The maximum exposure to credit risk at the end of the reporting period is the carrying amount of each class of financial assets mentioned above.

19 以公允價值計量且其變動計入其他全面收益的金融資產

以公允價值計量且其變動計入其他全面收益的金融資產包括：

19 FINANCIAL ASSETS AT FAIR VALUE THROUGH OTHER COMPREHENSIVE INCOME

Financial assets at fair value through other comprehensive income include the following:

		於十二月三十一日 As at 31 December	
		二零二五年 2025 人民幣千元 RMB'000	二零二四年 2024 人民幣千元 RMB'000
非流動資產	Non-current assets		
權益工具 — 非上市證券	Equity instrument — unlisted securities		
— 燃氣行業權益(i)	— Gas industry equity interest (i)	30,400	36,800
		於十二月三十一日 As at 31 December	
		二零二五年 2025 人民幣千元 RMB'000	二零二四年 2024 人民幣千元 RMB'000
流動資產	Current assets		
債務工具	Debt instrument		
— 應收票據(ii)	— Notes receivable (ii)	20,000	14,539

綜合財務報表附註(續)

Notes to the Consolidated Financial Statements (Continued)

(金額單位為人民幣千元(除非另有說明))

(All amounts in RMB thousands unless otherwise stated)

19 以公允價值計量且其變動計入其他全面收益的金融資產(續)

(i) 以公允價值計量且其變動計入其他全面收益的權益工具

於二零二五年十二月三十一日及二零二四年十二月三十一日，本集團對被投資方的持股比例為19%。

由於本集團並無權利對被投資方施加重大影響，此類投資分類為以公允價值計量且其變動計入其他全面收益的金融資產，而非對聯營公司的投資。雖然本集團已委派一名代表作為被投資方的董事會成員，本集團認為無法被投資方施加重大影響，其依據包括以下因素：

- 由於本集團屬於少數股東，並無對被投資方經營決策中的投票權有重大影響；
- 本集團與被投資方之間不存在管理人員互換和技術資訊共用；
- 目前沒有可行使或可轉換的潛在投票權；
- 本集團在獲取被投資方的財務和經營資訊方面受到極大限制；
- 此外，本集團於過往年度向被投資方董事會提出若干建議，例如股利分配計劃和對被投資方的高級管理層委派等，這些建議均被否決。

19 FINANCIAL ASSETS AT FAIR VALUE THROUGH OTHER COMPREHENSIVE INCOME (continued)

(i) Equity instrument at fair value through other comprehensive income

As at 31 December 2025 and 31 December 2024, the Group's total percentage shareholding in the investee was 19%.

This investment is classified as financial assets at fair value through other comprehensive income, rather than as an investment in an associate, because the Group does not have the power to exercise significant influence over the investee. Although one representative has been assigned to the investee as its director of the board, the Group's determination that it does not exercise a "significant influence" over the investee has been based on the following factors:

- The Group does not have a significant influence in respect of the voting power in the policy-making decisions of the investee due to the minority shareholding position;
- There is no interchange of management personnel or sharing of technical information between the Group and the investee;
- There are no potential voting rights that are currently exercisable or currently convertible;
- The access to the financial and operating information of the investee was very restrictive for the Group;
- In addition, the Group made a few proposals to the board of the investee in prior years, such as the dividends distribution plan and senior management assignment to the investee etc., and all of these proposals were vetoed.

19 以公允價值計量且其變動計入其他全面收益的金融資產(續)

(i) 以公允價值計量且其變動計入其他全面收益的權益工具(續)

以公允價值計量且其變動計入其他全面收益的金融資產在綜合財務狀況表內按公允價值計量，根據計量時輸入的可觀察性和重要性按層級分類。

本集團的政策為於導致轉撥事件或情況改變的日期，確認公允價值層級的轉出或轉入。本年度無以公允價值計量且其變動計入其他全面收益的金融資產的第3層級公允價值計量轉出或轉入。

二零二五年十二月三十一日及二零二四年十二月三十一日，未上市權益投資的公允價值由專業的獨立合資格評估公司Asset Appraisal Limited進行估值，使用市場法進行核算，並參考交易價或交易價暗示的「評價倍數」以確定相同或類似資產在市場上的公允價值，這將致使該等計量被分類為公允價值層級的第3層級。

採用市場法時，通過按支付給類似企業機構的交易價區分財務參數的方法來確定評價倍數，如指定水準的歷史或未來營業額或利潤。為了評估資產的價值，標的資產的財務參數應用相應的評價倍數。須調整交易價或評價倍數以反映企業機構的差異化特徵和交易價或評價倍數已知的可比企業機構。

19 FINANCIAL ASSETS AT FAIR VALUE THROUGH OTHER COMPREHENSIVE INCOME (continued)

(i) Equity instrument at fair value through other comprehensive income (continued)

Financial assets at fair value through other comprehensive income measured at fair value in the consolidated statement of financial position are categorised by level according to the observability and significance of the inputs used in making the measurements.

The Group's policy is to recognise transfers into and transfers out of fair value hierarchy levels as of the date of the event or change in circumstances that caused the transfer. There were no transfers in or out of Level 3 fair value measurements for financial assets at fair value through other comprehensive income during the year.

As at 31 December 2025 and 31 December 2024, the fair values of unlisted equity investment are valued by independent professionally qualified valuation firm Asset Appraisal Limited and calculated by using the market approach to determine the fair value of the assets by reference to the transaction prices, or "valuation multiples" implicit in the transaction prices, of identical or similar assets on the market, which results in these measurements being classified as Level 3 in the fair value hierarchy.

In applying the market approach, a few valuation multiples are to be determined by dividing a financial parameter by the transaction price paid for similar business enterprises, such as historical or prospective turnover or profit at a given level. Valuation multiples are applied to the corresponding financial parameter of the subject asset in order to value it. Adjustments are required to the transaction prices or valuation multiples to reflect the differentiating characteristics of the business enterprises and the comparable business enterprises for which the transaction prices or valuation multiples are known.

綜合財務報表附註(續)

Notes to the Consolidated Financial Statements (Continued)

(金額單位為人民幣千元(除非另有說明))

(All amounts in RMB thousands unless otherwise stated)

19 以公允價值計量且其變動計入其他全面收益的金融資產(續)

(i) 以公允價值計量且其變動計入其他全面收益的權益工具(續)

採用重大不可觀察輸入(第3層級)的公允價值計量信息

19 FINANCIAL ASSETS AT FAIR VALUE THROUGH OTHER COMPREHENSIVE INCOME (continued)

(i) Equity instrument at fair value through other comprehensive income (continued)

Information about fair value measurements using significant unobservable inputs (Level 3)

描述	公允價值	估值技術	不可觀察輸入	不可觀察輸入 (概率加權平均)	不可觀察輸入對 公允價值的關係
Description	Fair value (人民幣千元) (RMB'000)	Valuation technique	Unobservable inputs	Unobservable inputs (probability- Weighted average)	Relationship of unobservable inputs to fair value
非上市權益投資					
Unlisted equity investment					
— 於二零二五年十二月三十一日	30,400	市場法	市淨率	0.72	比率越高，公允價值越高
— As at 31 December 2025		Market approach	P/B ratio		The higher the ratios, the higher the fair value
— 於二零二四年十二月三十一日	36,800	市場法	市淨率	0.78	比率越高，公允價值越高
— As at 31 December 2024		Market approach	P/B ratio		The higher the ratios, the higher the fair value

(ii) 以公允價值計量且其變動計入其他全面收益的債務投資工具

以公允價值計量且其變動計入其他全面收益的債務投資工具包含應收票據，是本集團某些附屬公司持有擬在到期前背書給供應商或從銀行折現的應收票據。

(ii) Debt investments at fair value through other comprehensive income

Debt investments at fair value through other comprehensive income comprise notes receivable which certain subsidiaries of Group's endorsed or discounted the notes receivable to settle payables to suppliers or from bank.

Notes to the Consolidated Financial Statements (Continued)

(金額單位為人民幣千元(除非另有說明))

(All amounts in RMB thousands unless otherwise stated)

19 以公允價值計量且其變動計入其他全面收益的金融資產(續)

(iii) 計入損益和其他全面收益的金額

本年度內，本集團將以下利得計入損益和其他全面收益：

19 FINANCIAL ASSETS AT FAIR VALUE THROUGH OTHER COMPREHENSIVE INCOME (continued)

(iii) Amounts recognised in profit or loss and other comprehensive income

During the year, the following gains were recognised in profit or loss and other comprehensive income:

		二零二五年 2025 人民幣千元 RMB'000	二零二四年 2024 人民幣千元 RMB'000
計入其他全面收益內的虧損(附註27)	Loss recognised in other comprehensive income (Note 27)		
與權益投資相關	Related to equity investments	(6,400)	(5,000)

(iv) 以公允價值計量且其變動計入其他全面收益的金融資產以人民幣計值。

(iv) Financial assets at fair value through other comprehensive income are denominated in RMB.

綜合財務報表附註(續)

Notes to the Consolidated Financial Statements (Continued)

(金額單位為人民幣千元(除非另有說明))

(All amounts in RMB thousands unless otherwise stated)

20 應收賬款和其他應收款

20 TRADE AND OTHER RECEIVABLES

		於十二月三十一日	
		As at 31 December	
		二零二五年	二零二四年
		2025	2024
		人民幣千元	人民幣千元
		RMB'000	RMB'000
應收賬款 — 總額(a)	Trade receivables — gross (a)	529,806	611,042
應收關聯方款項(a)	Receivables due from related parties (a)		
(附註35)	(Note 35)	2,379,068	1,363,511
減：減值準備	Less: provision for impairment	(520,331)	(232,019)
應收票據	Notes receivable	12,557	13,239
其他應收款	Other receivables	122,231	99,566
減：減值準備	Less: provision for impairment	(6,997)	(302)
增值稅留抵款及	Value-added-tax to be offset and		
預付所得稅	prepaid income tax	9,861	22,335
		2,526,195	1,877,372
預付款項(b)	Prepayments (b)	414,927	458,344
		2,941,122	2,335,716

20 應收賬款和其他應收款(續)

20 TRADE AND OTHER RECEIVABLES (continued)

(a) 燃氣銷售一般授予客戶的信貸期為兩個月。對於工程安裝及服務客戶，本集團通常要求收取預收款，而在除銷的情況下，管理層密切監察客戶的信用質量，並個別認定信用期，一般情形下不超過兩年。以下為人民幣2,363,221,000元(二零二四年：人民幣1,349,914,000元)的應收賬款和貿易性質的應收關聯方款項的賬齡分析，根據報告期末的賬單日期呈列：

(a) The credit period generally granted to customers in relation to sales of pipelined gases is up to two months. As for the customers in relation to engineering construction service, the Group generally requests advance payments, and in circumstances of credit sales, management closely monitors the credit quality of the customers, and credit period was granted case by case with maximum of two years. The following is an ageing analysis of trade receivables and receivables due from related parties in trade nature amounting to RMB2,363,221,000 (2024: RMB1,349,914,000), presented based on billing date at the end of the reporting period:

		於十二月三十一日 As at 31 December	
		二零二五年 2025 人民幣千元 RMB'000	二零二四年 2024 人民幣千元 RMB'000
一年以內	Less than one year	1,405,059	884,925
一年至兩年	1 year to 2 years	465,537	910,406
兩年至三年	2 years to 3 years	906,107	136,686
三年以上	Over 3 years	116,324	28,939
		2,893,027	1,960,956

(b) 預付款項主要與採購天然氣、原材料和工程建設服務相關。

(b) Prepayment primarily related to purchase of gas, raw material and engineering construction service.

(c) 應收賬款和其他應收款的賬面價值與其公允價值基本一致。

(c) The carrying amounts of trade and other receivables approximate their fair values.

(d) 應收賬款和其他應收款的減值準備變動請參閱附註3.1。

(d) See Note 3.1 for the provision for impairment of trade receivables and other receivables.

綜合財務報表附註(續)

Notes to the Consolidated Financial Statements (Continued)

(金額單位為人民幣千元(除非另有說明))

(All amounts in RMB thousands unless otherwise stated)

20 應收賬款和其他應收款(續)

- (e) 於期末，最大信用風險敞口為上述每類應收款項的賬面價值。本集團不持有任何作為抵押的擔保品。
- (f) 應收賬款和其他應收款的賬面價值以人民幣計值。
- (g) 於二零二五年十二月三十一日，本集團賬面價值約為人民幣33,065,000元的應收賬款已作為本集團借款質押物(二零二四年：人民幣35,478,000)(附註29(c))。

20 TRADE AND OTHER RECEIVABLES (continued)

- (e) The maximum exposure to credit risk at the reporting date is the carrying value of each class of receivable mentioned above. The Group does not hold any collateral as security.
- (f) The carrying amounts of trade and other receivables were denominated in RMB.
- (g) As at 31 December 2025, the trade receivables with carrying value of approximately RMB33,065,000 (2024: RMB35,478,000) were pledged for the Group's borrowings (Note 29(c)).

21 與其他非流動資產相關的預付款項

21 PREPAYMENTS RELATED TO OTHER NON-CURRENT ASSETS

		於十二月三十一日 As at 31 December	
		二零二五年 2025 人民幣千元 RMB'000	二零二四年 2024 人民幣千元 RMB'000
與股份購買協議相關的預付款項(i)	Prepayments related to share purchase agreements (i)	41,788	41,788
與長期資產建設相關的預付款項	Prepayments related to long-term assets construction	35,128	31,158
其他	Others	89,831	45,231
		166,747	118,177

- (i) 於二零二五年十二月三十一日，預付款項人民幣41,788,000元(二零二四年：人民幣41,788,000元)與預付購買燃氣行業其他私營公司股權有關。

- (i) As at 31 December 2025, prepayments amounting to RMB41,788,000 (2024: RMB41,788,000) were related to the prepayments made for purchasing the equity of other private companies in gas industry.

綜合財務報表附註(續)
Notes to the Consolidated Financial Statements (Continued)
(金額單位為人民幣千元(除非另有說明))
(All amounts in RMB thousands unless otherwise stated)

22 存貨

22 INVENTORIES

		於十二月三十一日 As at 31 December	
		二零二五年 2025 人民幣千元 RMB'000	二零二四年 2024 人民幣千元 RMB'000
燃氣管道原材料	Materials for gas pipelines	62,035	51,018
消耗品	Consumables	94,555	109,455
合約履約成本	Contract fulfilling cost	50,464	68,608
		207,054	229,081

於二零二五年十二月三十一日及二零二四年十二月三十一日，未對存貨計提跌價準備。

As at 31 December 2025 and 31 December 2024, no inventories write-down was provided.

存貨成本確認為本集團開支並列入銷售成本的金額約為人民幣6,015,608,000元(二零二四年：人民幣5,736,280,000元)。

The cost of inventories recognised as the Group's expense and included in cost of sales amounted to approximately RMB6,015,608,000 (2024: RMB5,736,280,000).

綜合財務報表附註(續)

Notes to the Consolidated Financial Statements (Continued)

(金額單位為人民幣千元(除非另有說明))

(All amounts in RMB thousands unless otherwise stated)

23 以公允價值計量且其變動計入損益的金融工具

23 FINANCIAL INSTRUMENTS AT FAIR VALUE THROUGH PROFIT OR LOSS

(a) 以公允價值計量且其變動計入損益的金融資產

(a) Financial assets at fair value through profit or loss

		於十二月三十一日 As at 31 December	
		二零二五年 2025 人民幣千元 RMB'000	二零二四年 2024 人民幣千元 RMB'000
非流動資產	Non-current assets		
交叉貨幣掉期和利率掉期合約(i)	Cross currency swap and interest rate swap contracts (i)	1,615	6,175
遠期外匯工具(ii)	Forward exchange instruments (ii)	3,776	—
		5,391	6,175
流動資產	Current assets		
總回報掉期(iii)	Total return swap (iii)	233,418	235,474
交叉貨幣掉期和利率掉期合約(i)	Cross currency swap and interest rate swap contracts (i)	—	15,205
		233,418	250,679
總額	Total	238,809	256,854

綜合財務報表附註(續)
Notes to the Consolidated Financial Statements (Continued)

(金額單位為人民幣千元(除非另有說明))
(All amounts in RMB thousands unless otherwise stated)

23 以公允價值計量且其變動計入損益的金融工具(續)

23 FINANCIAL INSTRUMENTS AT FAIR VALUE THROUGH PROFIT OR LOSS (continued)

(b) 以公允價值計量且其變動計入損益的金融負債

(b) Financial liabilities at fair value through profit or loss

		於十二月三十一日 As at 31 December	
		二零二五年 2025 人民幣千元 RMB'000	二零二四年 2024 人民幣千元 RMB'000
非流動負債	Non-current liabilities		
交叉貨幣掉期和利率掉期合約(i)	Cross currency swap and interest rate swap contracts (i)	10,520	—
遠期外匯工具(ii)	Forward exchange instruments (ii)	1,850	—
		12,370	—
流動負債	Current liabilities		
交叉貨幣掉期和利率掉期合約(i)	Cross currency swap and interest rate swap contracts (i)	16	—
總額	Total	12,386	—

(i) 本集團承受的匯率風險主要由美元及港元銀行借款所導致。為管理及紓緩外匯風險，本集團與若干金融機構訂立了多份外幣衍生工具合約。

(i) The Group is exposed to exchange rate risk mainly arising from bank borrowing denominated in USD and HKD. To manage and mitigate the foreign exchange exposure, the Group entered into various foreign currency derivative contracts with certain financial institutions.

綜合財務報表附註(續)

Notes to the Consolidated Financial Statements (Continued)

(金額單位為人民幣千元(除非另有說明))

(All amounts in RMB thousands unless otherwise stated)

23 以公允價值計量且其變動計入損益的金融工具(續)

(b) 以公允價值計量且其變動計入損益的金融負債(續)

(i) (續)

於二零二五年十二月三十一日，未結算衍生工具合約的主要條款如下：

名義金額
Notional amount

1.2億美元
USD120 million

(ii) 本集團於二零二五年訂立港元／人民幣遠期外匯工具。該等遠期外匯工具金額為100,000,000港元，並於二零二七年到期。港元／人民幣的交易匯率介於0.9082至0.9087之間。

本集團於二零二五年訂立美元／港元遠期外匯工具。該等遠期外匯工具包括兩部分，第一部分金額為10,000,000美元，已於二零二五年到期並結算；第二部分金額為30,000,000美元，將於二零二七年到期。美元／港元的交易匯率介於7.7455至7.7490之間。

23 FINANCIAL INSTRUMENTS AT FAIR VALUE THROUGH PROFIT OR LOSS (continued)

(b) Financial liabilities at fair value through profit or loss (continued)

(i) (continued)

The major terms of the outstanding derivative contracts as at 31 December 2025 are as follows:

到期時間
Maturity

二零二六年至二零二七年
2026-2027

(ii) The Group entered into HKD/RMB forward exchange instruments in 2025. The forward exchange instruments amounting to HKD100,000,000 with maturity in 2027. The transaction exchange rates HKD/RMB vary from 0.9082-0.9087

The Group entered into USD/HKD forward exchange instruments in 2025. The forward exchange instruments including two tranches, tranche one amounting to USD10,000,000 matured and settled in 2025, tranche two amounting to USD30,000,000 with maturity in 2027. The transaction exchange rates USD/HKD vary from 7.7455-7.7490.

遠期合約利率

Forward contract rate

1美元兌人民幣：7.0500-7.1018
USD1 to RMB7.0500-7.1018

23 以公允價值計量且其變動計入損益的金融工具(續)

(b) 以公允價值計量且其變動計入損益的金融負債(續)

(iii) 二零二二年五月十三日，本公司與亨達證券有限公司(TRS交易對手)訂立總回報掉期(TRS)交易，以對沖與股份獎勵計劃有關的未來股價升值風險，詳情請參閱本公司於二零二二年五月十五日披露的公告。TRS交易的最高股本名義金額為1億港元。於二零二三年四月十一日，本公司決定延長與TRS交易對手方的交易，延長期乃自二零二三年四月十一日起不低於12個月，詳情請參閱本公司於二零二三年四月十三日披露的公告。於二零二四年六月七日，本公司決定延長與TRS交易對手方的交易，延長期乃自二零二四年六月七日起不低於12個月，詳情請參閱本公司於二零二四年六月七日披露的公告。該項TRS將於二零二五年九月三十日前以現金淨額結算。於二零二五年三月二十四日，本公司決定延長與TRS交易對手方的交易，延長期乃自二零二六年九月三十日起不低於12個月。

23 FINANCIAL INSTRUMENTS AT FAIR VALUE THROUGH PROFIT OR LOSS (continued)

(b) Financial liabilities at fair value through profit or loss (continued)

(iii) On 13 May 2022, the Company entered into the Total Return Swap (TRS) Transaction with Hantec Securities Co. Limited (the TRS Counterparty), in a bid to hedge the risk of increasing cost of acquiring the Shares caused by the Company's future Share price appreciation, as disclosed in the announcement of the Company dated 15 May 2022 for details. The maximum Equity Notional Amount of the TRS Transaction is HKD100 million. On 11 April 2023, the Company decided to extend the TRS transaction with the TRS counterparty for a period of not less than 12 months from 11 April 2023, as disclosed in the announcement of the Company dated on 13 April 2023. On 7 June 2024, the Company decided to extend the TRS transaction with the TRS counterparty for a period of not less than 12 months from 7 June 2024, as disclosed in the announcement of the Company dated on 7 June 2024. The TRS will be settled net in cash by 30 September 2025. On 24 March 2025, the Company decided to extend the TRS transaction with the TRS counterparty for a period of not less than 12 months from 30 September 2026.

綜合財務報表附註(續)

Notes to the Consolidated Financial Statements (Continued)

(金額單位為人民幣千元(除非另有說明))

(All amounts in RMB thousands unless otherwise stated)

23 以公允價值計量且其變動計入損益的金融工具(續)

(b) 以公允價值計量且其變動計入損益的金融負債(續)

(iii) (續)

於二零二三年四月十一日，本公司與TRS交易對手方訂立第二項TRS交易，詳情請參閱本公司於二零二三年四月十三日的公告。第二筆TRS交易的最高股本名義金額為1億港元。於二零二四年六月七日，本公司決定延長與TRS交易對手方的交易，延長期乃自二零二四年六月七日起不低於24個月，詳情請參閱本公司於二零二四年六月七日披露的公告。該項TRS將於二零二六年十月二十日前以現金淨額結算。

於二零二四年一月三十日，本公司與TRS交易對手方訂立第三項TRS交易，詳情請參閱本公司於二零二四年一月三十日披露的公告。第三筆TRS交易的最高股本名義金額為6,000萬港元。該項TRS將於二零二五年九月三十日前以現金淨額結算。於二零二五年三月二十四日，本公司決定延長與TRS交易對手方的交易，延長期乃自二零二六年九月三十日起不低於12個月。

23 FINANCIAL INSTRUMENTS AT FAIR VALUE THROUGH PROFIT OR LOSS (continued)

(b) Financial liabilities at fair value through profit or loss (continued)

(iii) (continued)

On 11 April 2023, the Company entered into the second TRS transaction with the TRS Counterparty, for details of which please refer to the Company's announcement dated on 13 April 2023. The maximum equity notional amount for the second TRS transaction is HKD100 million. On 7 June 2024, the Company decided to extend the TRS transaction with the TRS counterparty for a period of not less than 24 months from 7 June 2024, as disclosed in the announcement of the Company dated on 7 June 2024. The TRS will be settled net in cash by 20 October 2026.

On 30 January 2024, the Company entered into the third TRS transaction with the TRS Counterparty, as disclosed in the announcement of the Company dated 30 January 2024 for details. The maximum equity notional amount for the third TRS transaction is HKD60 million. The TRS will be settled net in cash by 30 September 2025. On 24 March 2025, the Company decided to extend the TRS transaction with the TRS counterparty for a period of not less than 12 months from 30 September 2026.

23 以公允價值計量且其變動計入損益的金融工具(續)

(b) 以公允價值計量且其變動計入損益的金融負債(續)

(iii) (續)

於二零二四年九月二十七日，本公司與TRS交易對手方訂立第四項TRS交易，詳情請參閱本公司於二零二四年九月二十七日披露的公告。第四筆TRS交易的最高股本名義金額為5,000萬港元。該項TRS將於二零二六年五月二十八日前以現金淨額結算。

(c) 計入當期損益的金額

本年度內，本集團將以下利得及損失計入損益：

23 FINANCIAL INSTRUMENTS AT FAIR VALUE THROUGH PROFIT OR LOSS (continued)

(b) Financial liabilities at fair value through profit or loss (continued)

(iii) (continued)

On 27 September 2024, the Company entered into the forth TRS transaction with the TRS Counterparty, as disclosed in the announcement of the Company dated 27 September 2024 for details. The maximum equity notional amount for the forth TRS transaction is HKD50 million. The TRS will be settled net in cash by 28 May 2026.

(c) Amounts recognised in profit or loss

During the year, the following gains and losses were recognised in profit or loss:

		截至十二月三十一日止年度 Year ended 31 December	
		二零二五年 2025 人民幣千元 RMB'000	二零二四年 2024 人民幣千元 RMB'000
遠期外匯工具的 公允價值變動利得	Fair value gains on forward exchange instrument	(3,642)	—
交叉貨幣掉期和利率 掉期合約公允價值 變動利得	Fair value gains on cross currency swap and interest rate swap contracts	(8,191)	(2,796)
總回報掉期公允價值 變動虧損	Fair value losses on total return swap	(6,563)	(14,657)
		(18,396)	(17,453)

綜合財務報表附註(續)

Notes to the Consolidated Financial Statements (Continued)

(金額單位為人民幣千元(除非另有說明))

(All amounts in RMB thousands unless otherwise stated)

24 現金和現金等價物

24 CASH AND CASH EQUIVALENTS

(a) 現金和現金等價物

(a) Cash and cash equivalents

		於十二月三十一日 As at 31 December	
		二零二五年 2025 人民幣千元 RMB'000	二零二四年 2024 人民幣千元 RMB'000
手頭現金	Cash in hand	3	182
銀行現金	Cash at banks	1,238,275	1,102,855
		1,238,278	1,103,037

手頭現金及銀行存款乃以下列貨幣計值：

Cash in hand and at banks are denominated in the following currencies:

		於十二月三十一日 As at 31 December	
		二零二五年 2025 人民幣千元 RMB'000	二零二四年 2024 人民幣千元 RMB'000
人民幣	RMB	1,218,178	1,100,315
美元	USD	1,849	558
港幣	HKD	18,251	2,164
現金和現金等價物	Cash and cash equivalents	1,238,278	1,103,037

將以人民幣計值的結餘兌換為外幣及將該等資金匯出中國均須遵守中國政府頒佈的外匯管制有關規則及法規。

The conversion of the RMB denominated balances into foreign currencies and the remittance of these funds out of the PRC are subject to the rules and regulations of foreign exchange control promulgated by the PRC government.

綜合財務報表附註(續)
Notes to the Consolidated Financial Statements (Continued)

(金額單位為人民幣千元(除非另有說明))
(All amounts in RMB thousands unless otherwise stated)

**24 現金和現金等價物
(續)**

24 CASH AND CASH EQUIVALENTS (continued)

(b) 受限制現金

(b) Restricted cash

		於十二月三十一日 As at 31 December	
		二零二五年 2025 人民幣千元 RMB'000	二零二四年 2024 人民幣千元 RMB'000
受限制現金 — 非流動	Restricted cash — non-current	4,935	—
受限制現金 — 流動	Restricted cash — current	137,850	215,490
		142,785	215,490

受限制現金以下列貨幣計值：

Restricted cash are denominated in the following currencies:

		於十二月三十一日 As at 31 December	
		二零二五年 2025 人民幣千元 RMB'000	二零二四年 2024 人民幣千元 RMB'000
人民幣	RMB	128,456	170,214
港幣	HKD	14,329	45,276
		142,785	215,490

綜合財務報表附註(續)

Notes to the Consolidated Financial Statements (Continued)

(金額單位為人民幣千元(除非另有說明))

(All amounts in RMB thousands unless otherwise stated)

24 現金和現金等價物 (續)

(b) 受限制現金(續)

於二零二五年十二月三十一日，本公司並無存放於銀行作為開立應付票據儲備的受限制存款(二零二四年：人民幣77,872,000元)；人民幣32,593,000元(二零二四年：35,039,000港元和人民幣41,236,000元(合共約人民幣73,682,000元))為存放於銀行作為銀行借款儲備的受限制存款：人民幣94,987,000元(二零二四年：人民幣46,103,000元)為存放於銀行作為履約保函儲備的受限制存款：15,865,000港元(約人民幣14,329,000元)(二零二四年：13,855,000港元(約人民幣12,830,000元))為存放於證券公司用作回購股份的受限制存款：人民幣876,000元(二零二四年：人民幣5,003,000元)為存放於銀行用作從供應商購買天然氣以及作為工程建設保證金的受限制存款。

24 CASH AND CASH EQUIVALENTS (continued)

(b) Restricted cash (continued)

As at 31 December 2025, there are no restricted deposits held at banks as reserve for issuing notes payable (2024: RMB77,872,000); RMB32,593,000 (2024: HKD35,039,000 and RMB41,236,000 (approximately RMB73,682,000)) are restricted deposits held at banks as reserve for bank borrowings; RMB94,987,000 (2024: RMB46,103,000) are restricted deposits held at bank as reserve for performance guarantee letter; HKD15,865,000 (approximately RMB14,329,000) (2024: HKD13,855,000 (approximately RMB12,830,000)) are restricted deposit held at security companies for repurchase of shares; RMB876,000 (2024: RMB5,003,000) are restricted deposits held at bank for purchasing natural gas from the suppliers and deposits from engineering construction.

25 股本、股份溢價和庫 存股

(a) 股本和股份溢價

25 SHARE CAPITAL, SHARE PREMIUM AND TREASURY SHARES

(a) Share capital and share premium

		股份數目 Number of shares (千股) (thousands)	普通股 Ordinary shares 人民幣千元 RMB'000	股份溢價 Share premium 人民幣千元 RMB'000	總額 Total 人民幣千元 RMB'000
已發行並繳足：	Issued and fully paid:				
於二零二四年一月一日、 二零二四年十二月三十一日 和二零二五年十二月三十一日	At 1 January 2024, 31 December 2024 and 31 December 2025	981,885	8,264	81,317	89,581

25 股本、股份溢價和庫存股(續)**(a) 股本和股份溢價(續)**

本公司普通股的法定數目總額為2,000,000,000股(二零二四年: 2,000,000,000股), 每股面值為0.01港元(二零二四年: 每股面值0.01港元)。

(b) 庫存股**25 SHARE CAPITAL, SHARE PREMIUM AND TREASURY SHARES (continued)****(a) Share capital and share premium (continued)**

The total authorised number of ordinary shares is 2,000,000,000 shares (2024: 2,000,000,000 shares) with a par value of HKD0.01 per share (2024: HKD0.01 per share).

(b) Treasury shares

		股份數目 Number of shares (千股) (thousands)	金額 Amounts 人民幣千元 RMB'000
於二零二四年一月一日和 二零二五年一月一日	At 1 January 2024 and 1 January 2025	12,819	73,233
股份回購	Repurchase of shares	1,809	5,366
於二零二五年十二月三十一日	At 31 December 2025	14,628	78,599

26 以股份為基礎的支付

於二零二一年八月二十六日, 本公司董事會批准了股份獎勵計劃(「二零二一計劃」), 該計劃旨在改善本集團的獎勵制度, 使參與者的利益與本集團的利益相符, 並激勵彼等為本集團及廣大股東創造長期價值; 及吸引及激勵專業人才以提升及促進本集團的可持續健康發展。

二零二一計劃在董事會批准後10年內有效。根據二零二一計劃可發行股份最多不超過公司不時已發行股本的5%。

26 SHARE-BASED PAYMENTS

On 26 August 2021, the Board of Directors of the Company approved the share award scheme (“2021 scheme”), the purposes of 2021 scheme are to improve the Group’s incentive system, align the interests of participants with the Group’s interest, and encourage them to create long-term value for the Group and the Shareholders and attract and motivate professional talents to enhance and promote the Group’s sustainable and healthy development.

The 2021 scheme is valid and effective for 10 years from the approval of the Board of Directors. The maximum number of shares that may be issued under 2021 scheme will not exceeding 5% of the issued share capital of the Company from time to time.

綜合財務報表附註(續)

Notes to the Consolidated Financial Statements (Continued)

(金額單位為人民幣千元(除非另有說明))

(All amounts in RMB thousands unless otherwise stated)

26 以股份為基礎的支付 (續)

於二零二五年十二月三十一日，本公司就股份獎勵計劃委聘的獨立受托人購入合共12,817,500股(二零二四年：12,817,500股)本公司股份，並無任何獎勵股份已根據股份獎勵計劃授予任何獲選參與者。

26 SHARE-BASED PAYMENTS (continued)

As at 31 December 2025, 12,817,500 shares (2024: 12,817,500 shares) were acquired by an independent trustee appointed by the Company for the share award scheme with no awarded shares been granted to any selected participants pursuant to the share award scheme.

27 儲備和留存收益

(a) 儲備

27 RESERVES AND RETAINED EARNINGS

(a) Reserves

		資本儲備	法定儲備	以公允價值計量 且其變動計入 其他全面收益的 金融資產	總額
		Capital reserves	Statutory reserves	Financial assets at fair value through other comprehensive income	Total
		人民幣千元 RMB'000	人民幣千元 RMB'000	人民幣千元 RMB'000	人民幣千元 RMB'000
於二零二四年一月一日	At 1 January 2024	(90,620)	1,070,068	(278)	979,170
重估 — 總額(附註19)	Revaluation-gross (Note 19)	—	—	(5,000)	(5,000)
撥備(i)	Appropriation (i)	—	83,572	—	83,572
於二零二四年 十二月三十一日	At 31 December 2024	(90,620)	1,153,640	(5,278)	1,057,742
於二零二五年一月一日	At 1 January 2025	(90,620)	1,153,640	(5,278)	1,057,742
重估 — 總額(附註19)	Revaluation-gross (Note 19)	—	—	(6,400)	(6,400)
撥備(i)	Appropriation (i)	—	100,438	—	100,438
於二零二五年 十二月三十一日	At 31 December 2025	(90,620)	1,254,078	(11,678)	1,151,780

27 儲備和留存收益(續)**(a) 儲備(續)****(i) 法定儲備**

依照中國相關法律法規及本集團現時旗下於中國註冊成立附屬公司(「中國附屬公司」)的組織章程細則的規定，中國附屬公司須在彌補過往年度虧損後，於派發純利前將按中國會計準則釐定的年度法定純利10%撥至法定盈餘公積金。當中國附屬公司的法定盈餘公積金餘額達到註冊資本50%時，股東可酌情決定是否進一步撥款。

法定盈餘公積金可用於彌補過往年度虧損(如有)，亦可通過按股東現時持有的股本比例向有關股東發行新股，惟發行後餘下的法定盈餘公積金數額不少於註冊資本的25%。

截至二零二五年十二月三十一日止年度，若干中國附屬公司以純利向法定盈餘公積金撥款約人民幣100,438,000元(二零二四年：人民幣83,572,000元)。

**27 RESERVES AND RETAINED EARNINGS
(continued)****(a) Reserves (continued)****(i) Statutory reserves**

In accordance with the relevant laws and regulations in the PRC and Articles of Association of the companies incorporated in the PRC now comprising the Group (the “PRC Subsidiaries”), it is required to appropriate 10% of the annual statutory net profits of the PRC Subsidiaries, after offsetting any prior years’ losses as determined under the PRC accounting standards, to the statutory surplus reserves fund before distributing the net profit. When the balance of the statutory surplus reserves fund reaches 50% of the registered capital of the PRC Subsidiaries, any further appropriation is at the discretion of shareholders.

The statutory surplus reserves fund can be used to offset prior years’ losses, if any, and may be converted into share capital by issuing new shares to shareholders in proportion to their existing shareholding, provided that the remaining balance of the statutory surplus reserves fund after such issue is not less than 25% of registered capital.

For the year ended 31 December 2025, approximately RMB100,438,000 (2024: RMB83,572,000) were appropriated to the statutory surplus reserves funds from net profits of certain PRC subsidiaries.

綜合財務報表附註(續)

Notes to the Consolidated Financial Statements (Continued)

(金額單位為人民幣千元(除非另有說明))

(All amounts in RMB thousands unless otherwise stated)

27 儲備和留存收益(續)

27 RESERVES AND RETAINED EARNINGS (continued)

(b) 留存收益

(b) Retained earnings

		人民幣千元 RMB'000
於二零二四年一月一日	At 1 January 2024	4,804,155
歸屬於本公司所有者的利潤	Profit attributable to owners of the Company	300,994
撥備	Appropriation	(83,572)
已付股利(附註31)	Dividends paid (Note 31)	(151,394)
於二零二四年十二月三十一日	At 31 December 2024	4,870,183
於二零二五年一月一日	At 1 January 2025	4,870,183
歸屬於本公司所有者的利潤	Profit attributable to owners of the Company	38,625
撥備	Appropriation	(100,438)
已付股利(附註31)	Dividends paid (Note 31)	(139,005)
處置附屬公司	Disposal of subsidiaries	(25)
於二零二五年十二月三十一日	At 31 December 2025	4,669,340

(c) 其他全面收益，扣除稅項

(c) Other comprehensive income, net of tax

		其他儲備 Other reserves 人民幣千元 RMB'000	其他全面 收益總額 Total other comprehensive income 人民幣千元 RMB'000
截至二零二五年十二月三十一日止年度	Year ended 31 December 2025		
以公允價值計量且其變動計入其他全面收益的金融資產的價值變動，扣除稅項	Change in value of financial assets at fair value through other comprehensive income, net of tax	(6,400)	(6,400)
其他全面收益總額	Total other comprehensive income	(6,400)	(6,400)
截至二零二四年十二月三十一日止年度	Year ended 31 December 2024		
以公允價值計量且其變動計入其他全面收益的金融資產的價值變動，扣除稅項	Change in value of financial assets at fair value through other comprehensive income, net of tax	(5,000)	(5,000)
其他全面收益總額	Total other comprehensive income	(5,000)	(5,000)

綜合財務報表附註(續)
Notes to the Consolidated Financial Statements (Continued)
(金額單位為人民幣千元(除非另有說明))
(All amounts in RMB thousands unless otherwise stated)

28 應付賬款和其他應付款

28 TRADE AND OTHER PAYABLES

		於十二月三十一日 As at 31 December	
		二零二五年 2025 人民幣千元 RMB'000	二零二四年 2024 人民幣千元 RMB'000
應付賬款(a和b)	Trade payables(a and b)	321,234	370,077
應付票據	Notes payable	25,000	204,846
應付關聯方款項(a) (附註35)	Amounts due to related parties(a)(Note 35)	9,281	8,906
應計薪金及福利	Accrued payroll and welfare	6,524	7,651
應付利息	Interest payables	13,189	16,329
其他應繳稅項	Other taxes payables	226,453	215,979
應付或有對價	Contingent consideration payables	2,000	7,704
其他應付款(a)	Other payables(a)	93,907	76,490
		697,588	907,982

(a) 於二零二五年十二月三十一日及二零二四年十二月三十一日，本集團上述應付賬款和其他應付款均為免息，由於大部分應付款項的期限較短，其公允價值與賬面價值相當。

(a) As at 31 December 2025 and 31 December 2024, all such trade payables and other payables of the Group were non-interest bearing and their fair values approximated to their carrying amounts due to the short maturities of majority of payables.

綜合財務報表附註(續)

Notes to the Consolidated Financial Statements (Continued)

(金額單位為人民幣千元(除非另有說明))

(All amounts in RMB thousands unless otherwise stated)

28 應付賬款和其他應付款(續)

28 TRADE AND OTHER PAYABLES (continued)

(b) 於二零二五年十二月三十一日及二零二四年十二月三十一日，應付賬款根據賬單日期的賬齡分析如下：

(b) At 31 December 2025 and 31 December 2024, the ageing analysis of the trade payables, based on billing date was as follows:

		於十二月三十一日 As at 31 December	
		二零二五年 2025 人民幣千元 RMB'000	二零二四年 2024 人民幣千元 RMB'000
一年以內	Less than 1 year	251,230	320,882
一年至兩年	1 year to 2 years	40,114	23,667
兩年至三年	2 years to 3 years	11,627	8,332
三年以上	Over 3 years	18,263	17,196
		321,234	370,077

(c) 本集團的應付賬款和其他應付款的賬面價值乃以下列貨幣計值：

(c) The carrying amount of the Group's trade and other payables were denominated in the following currencies:

		於十二月三十一日 As at 31 December	
		二零二五年 2025 人民幣千元 RMB'000	二零二四年 2024 人民幣千元 RMB'000
人民幣	RMB	696,789	903,883
美元	USD	469	674
港幣	HKD	330	3,425
		697,588	907,982

綜合財務報表附註(續)
Notes to the Consolidated Financial Statements (Continued)

(金額單位為人民幣千元(除非另有說明))
(All amounts in RMB thousands unless otherwise stated)

29 借款

29 BORROWINGS

		截至十二月三十一日止年度 Year ended 31 December	
		二零二五年 2025 人民幣千元 RMB'000	二零二四年 2024 人民幣千元 RMB'000
非流動	Non-current		
銀行借款	Bank borrowings		
— 已抵押(a)	— pledged (a)	364,049	—
— 已擔保(b)	— guaranteed (b)	1,430,132	209,169
— 已抵押並擔保(c)	— pledged and guaranteed (c)	777,278	1,396,168
— 信用借款	— unsecured	840,020	1,637,995
向其他金融機構借款(d)	Borrowings from other financial institutions (d)	1,511,295	1,149,137
其他借款(e)	Other borrowings (e)	3,582	3,963
非流動借款總額	Total non-current borrowings	4,926,356	4,396,432
流動	Current		
銀行借款	Bank borrowings		
— 已抵押(a)	— pledged (a)	75,725	—
— 已擔保(b)	— guaranteed (b)	376,996	1,459,215
— 已抵押並擔保(c)	— pledged and guaranteed (c)	257,526	495,775
— 信用借款	— unsecured	509,209	255,113
向其他金融機構借款(d)	Borrowings from other financial institutions (d)	725,163	385,359
其他借款(e)	Other borrowings (e)	294	287
流動借款總額	Total current borrowings	1,944,913	2,595,749
借款總額	Total borrowings	6,871,269	6,992,181

綜合財務報表附註(續)

Notes to the Consolidated Financial Statements (Continued)

(金額單位為人民幣千元(除非另有說明))

(All amounts in RMB thousands unless otherwise stated)

29 借款(續)

(a) 於二零二五年十二月三十一日，人民幣4,900,000元的流動及非流動銀行借款由德陽綠能賬面價值為人民幣8,609,000元的土地使用權抵押；和人民幣434,874,000元的流動及非流動銀行借款由河南天倫燃氣及上街天倫的燃氣收費權抵押。

(b) 於二零二五年十二月三十一日，人民幣1,807,128,000元(二零二四年：人民幣1,668,384,000元)的流動及非流動銀行借款由張瀛岑先生、孫燕熙女士(張瀛岑先生的家庭成員)、張道遠先生(張瀛岑先生的家庭成員)、河南天倫燃氣及本公司控股股東全資持有的關聯方河南省天倫投資控股集團有限公司提供擔保。

(c) 於二零二五年十二月三十一日，人民幣1,034,804,000元的流動及非流動銀行借款由大通金地、互助金地、德陽華能、新野天倫、嵩縣天倫、西平凱達、許昌天倫、乾縣宏遠、禮泉宏遠、河南天倫燃氣管網、九台大地、磐石大地、大安大地、白城大地、鎮賚縣大地、敦化大地以及通榆縣大地的燃氣收費權及賬面價值為人民幣33,065,000元的應收賬款(附註20(g))，以及甘肅金地、江蘇永洋、德陽華能、德陽綠能及河南天倫燃氣的權益擔保。

29 BORROWINGS (continued)

(a) As at 31 December 2025, the current and non-current bank borrowings of RMB4,900,000 were secured by land-use rights with carrying value amounting to RMB8,609,000 of Deyang Lvneng and the current and non-current bank borrowings of RMB434,874,000 were secured by the gas charging rights of Henan Tianlun Gas and Shangjie Tianlun.

(b) As at 31 December 2025, the current and non-current bank borrowings of RMB1,807,128,000 (2024: RMB1,668,384,000) were guaranteed by Mr. Zhang Yingcen, Ms. Sun Yanxi (a family member of Mr. Zhang Yingcen), Mr. Zhang Daoyuan (a family member of Mr. Zhang Yingcen), Henan Tian Lun Gas and the related parties wholly owned by controlling shareholders of the Company, which was Henan Tianlun Investment Holding Group Limited.

(c) As at 31 December 2025, the current and non-current bank borrowings of RMB1,034,804,000 were secured by the gas charging rights and trade receivables with carrying value amounting to RMB33,065,000 (Note 20(g)) of Datong Jindi, Huzhu Jindi, Deyang Huaneng, Xinye County Tianlun, Song County Tianlun, Xiping Kaida, Xuchang Tianlun, Qian County Hongyuan, Liquan Hongyuan, Henan Tianlun Pipeline, Jiutai Dadi, Panshi Dadi, Da'an Dadi, Baicheng Dadi, Zhenlai County Dadi, Dunhua Dadi, Tongyu County Dadi, equity interests in Gansu Jindi, Jiangsu Yongyang, Deyang Huaneng, Deyang Lvneng and Henan Tianlun Gas.

29 借款(續)

(c) (續)

於二零二四年十二月三十一日，人民幣1,891,943,000元的流動及非流動銀行借款由上街天倫、河南天倫燃氣、石家莊金明、九台大地、磐石大地、大安大地、白城大地、鎮賚縣大地、敦化大地、通榆縣大地、靖遠金地以及鶴壁天倫的燃氣收費權及賬面價值為人民幣35,478,000元的應收賬款(附註20(g))，以及金堂燃氣、靖遠金地、永洋能源、德陽綠能及德陽華能的權益擔保。

此等銀行借款由張瀛岑先生、孫燕熙女士、張百萱女士、河南天倫燃氣管網、蘇州天倫燃氣管網、河南天倫燃氣及本公司控股股東全資持有的關聯方河南省天綠能源投資有限公司和河南天倫房地產有限公司提供擔保。

29 BORROWINGS (continued)

(c) (continued)

As at 31 December 2024, the current and non-current bank borrowings of RMB1,891,943,000 were secured by the gas charging rights and trade receivables with carrying value amounting to RMB35,478,000 (Note 20(g)) of Shangjie Tianlun, Henan Tian Lun Gas, Shijiazhuang Jinming, Jiutai Dadi, Panshi Dadi, Da'an Dadi, Baicheng Dadi, Zhenlai County Dadi, Dunhua Dadi, Tongyu County Dadi, Jingyuan Jindi, Hebi Tianlun, equity interests in Jintang Gas, Jingyuan Jindi, Yongyang Energy, Deyang Lvneng and Deyang Huaneng.

These bank borrowings were guaranteed by Mr. Zhang Yingcen, Ms. Sun Yanxi, Ms. Zhang Baixuan, Henan Tianlun Pipeline, Suzhou Tianlun Pipeline, Henan Tianlun Gas and the related parties wholly owned by controlling shareholders of the Company, which were Henan Tianlv Energy Investment Limited and Henan Tianlun Real Estate Group Limited.

綜合財務報表附註(續)

Notes to the Consolidated Financial Statements (Continued)

(金額單位為人民幣千元(除非另有說明))

(All amounts in RMB thousands unless otherwise stated)

29 借款(續)

- (d) 於二零二三年一月、二零二三年四月、二零二四年六月、二零二四年八月、二零二四年九月、二零二五年三月、二零二五年四月及二零二五年九月，本集團分別與浦發銀行融資租賃有限公司(「SPBD 融資租賃」)、工商銀行融資租賃有限公司(「工銀租賃」)、中國銀行融資租賃有限公司(「中銀租賃」)、前海興邦金融租賃有限公司(「前海興邦租賃」)及興業金融租賃有限責任公司(「興業銀行租賃」)訂立若干售後回租協議。於二零二五年十二月三十一日，向其他金融機構借款總額為人民幣2,236,458,000元(二零二四年：人民幣1,534,496,000元)。

根據協議，SPBD 融資租賃已根據相關售後回租協議以總購買價格人民幣14億元(即融資租賃本金)向本集團購買租賃資產，並將租賃資產出租給本集團約60個月，以換取租賃付款。租賃付款按季度分20期償還，實際年利率介乎4.10%至4.80%。

根據協議，工銀租賃已根據售後回租協議以6.87億元人民幣的購買價格(即融資租賃本金)向本集團購買租賃資產，並將租賃資產出租給本集團約60個月，以換取租賃付款。租賃付款按季度分20期償還，實際年利率介乎3.10%至3.40%。

29 BORROWINGS (continued)

- (d) In January 2023, April 2023, June 2024, August 2024, September 2024, March 2025, April 2025 and September 2025, the Group entered into several sale and leaseback agreements with SPBD Financial Leasing Co., Ltd., (“SPBD Financial Leasing”), Industrial and Commercial Bank Financial Leasing Co., Ltd. (“ICBC Leasing”), Bank of China Financial Leasing Co., Ltd. (“BOC Leasing”), Qianhai Xingbang Finance leasing Co., Ltd., (“Qianhai Xingbang Leasing”) and Industrial Bank Finance leasing Co., Ltd., (“Industrial Bank Leasing”). As at 31 December 2025, the total borrowings from other financial institutions was RMB2,236,458,000 (2024: RMB1,534,496,000).

Pursuant to the agreements, SPBD Financial Leasing has purchased the leased assets from the Group under the relevant sale and leaseback agreement at a total purchase price of RMB1.4 billion, i.e. the principal of the finance lease, and lease out the leased assets to the Group for a period of approximately 60 months in return for the receipt of lease payments. The lease payments are repayable quarterly in 20 instalments, with effective annual interest rate ranges from 4.10% to 4.80%.

Pursuant to the agreements, ICBC Leasing has purchased the leased assets from the Group under the sale and leaseback agreement at a purchase price of RMB687 million, i.e. the principal of the finance lease, and lease out the leased assets to the Group for a period of approximately 60 months in return for the receipt of lease payments. The lease payments are repayable quarterly in 20 instalments, with effective annual interest rate ranges from 3.10% to 3.40%.

29 借款(續)

(d) (續)

根據協議，中銀租賃已根據每份售後回租協議以人民幣4億元(即融資租賃本金)的購買價格向本集團購買租賃資產，並將租賃資產出租給本集團約36個月，以換取租賃付款。租賃付款按季度分12期償還，實際年利率介乎3.95%至4.48%。

根據協議，前海興邦租賃已根據每份售後回租協議以人民幣2.5億元(即融資租賃本金)的購買價格向本集團購買租賃資產，並將租賃資產出租給本集團約36個月，以換取租賃付款。租賃付款按季度分9期償還，實際年利率為4.32%。

根據協議，興業銀行租賃已根據每份售後回租協議以人民幣3億元(即融資租賃本金)的購買價格向本集團購買租賃資產，並將租賃資產出租給本集團約36個月，以換取租賃付款。租賃付款按季度分5期償還，實際年利率為3.90%。

(e) 於二零二五年十二月三十一日，本集團向當地政府借款人民幣3,876,000元(二零二四年：人民幣4,250,000元)，以於二零零三年取得河南省許昌市城市管網的獨家經營權。

29 BORROWINGS (continued)

(d) (continued)

Pursuant to the agreements, BOC Leasing has purchased the leased assets from the Group under each sale and leaseback agreement at a purchase price of RMB400 million, i.e. the principal of the finance lease, and lease out the leased assets to the Group for a period of approximately 36 months in return for the receipt of lease payments. The lease payments are repayable quarterly in 12 instalments, with effective annual interest rate ranges from 3.95% to 4.48%.

Pursuant to the agreements, Qianhai Xingbang Leasing has purchased the leased assets from the Group under each sale and leaseback agreement at a purchase price of RMB250 million, i.e. the principal of the finance lease, and lease out the leased assets to the Group for a period of approximately 36 months in return for the receipt of lease payments. The lease payments are repayable quarterly in 9 instalments, with an effective annual interest rate of 4.32%.

Pursuant to the agreements, Industrial Bank Leasing has purchased the leased assets from the Group under each sale and leaseback agreement at a purchase price of RMB300 million, i.e. the principal of the finance lease, and lease out the leased assets to the Group for a period of approximately 36 months in return for the receipt of lease payments. The lease payments are repayable quarterly in 5 instalments, with an effective annual interest rate of 3.90%.

(e) As at 31 December 2025, borrowings of RMB3,876,000 (2024: RMB4,250,000) from local government were assumed by the Group to acquire the exclusive operating rights for city pipeline network in Xuchang City of Henan Province in 2003.

綜合財務報表附註(續)

Notes to the Consolidated Financial Statements (Continued)

(金額單位為人民幣千元(除非另有說明))

(All amounts in RMB thousands unless otherwise stated)

29 借款(續)

- (f) 於各報告期末，本集團借款的到期日如下：

		於十二月三十一日 As at 31 December	
		二零二五年 2025 人民幣千元 RMB'000	二零二四年 2024 人民幣千元 RMB'000
— 一年內	— Within 1 year	1,944,913	2,595,749
— 一年至兩年	— Between 1 and 2 years	1,978,828	1,324,965
— 兩年至五年	— Between 2 and 5 years	2,389,389	2,759,967
— 五年以上	— Over 5 years	558,139	311,500
		6,871,269	6,992,181

- (g) 本集團借款的賬面價值以下列貨幣計值：

		於十二月三十一日 As at 31 December	
		二零二五年 2025 人民幣千元 RMB'000	二零二四年 2024 人民幣千元 RMB'000
人民幣	RMB	6,100,179	4,962,394
美元	USD	131,693	478,298
港幣	HKD	639,397	1,551,489
		6,871,269	6,992,181

- (h) 本集團借款的賬面價值與其公允價值相若。

- (f) The maturities of the Group's borrowings at respective end of reporting period are set out as follows:

- (g) The carrying amounts of the Group's borrowings are denominated in the following currencies:

- (h) The carrying amounts of the Group's borrowings approximated their fair values.

綜合財務報表附註(續)
Notes to the Consolidated Financial Statements (Continued)
 (金額單位為人民幣千元(除非另有說明))
 (All amounts in RMB thousands unless otherwise stated)

29 借款(續)

- (i) 本集團人民幣、美元及港幣借款於各報告期末的實際利率如下：

29 BORROWINGS (continued)

- (i) The effective interest rates of the Group's borrowings denominated in RMB, USD and HKD at the end of each reporting date are set out as follows:

		於十二月三十一日 As at 31 December	
		二零二五年 2025	二零二四年 2024
人民幣	RMB	2.80% ~ 4.85%	3.20% ~ 5.20%
美元	USD	6.10%	7.72%
港幣	HKD	4.73% ~ 5.26%	5.43% ~ 7.26%

綜合財務報表附註(續)

Notes to the Consolidated Financial Statements (Continued)

(金額單位為人民幣千元(除非另有說明))

(All amounts in RMB thousands unless otherwise stated)

30 遞延稅項

30 DEFERRED TAX

(a) 遞延稅項資產及負債的分析如下：

(a) The analysis of deferred tax assets and liabilities is as follows:

		於十二月三十一日 As at 31 December	
		二零二五年 2025 人民幣千元 RMB'000	二零二四年 2024 人民幣千元 RMB'000
遞延稅項資產	Deferred tax assets		
— 12個月後轉回的遞延稅項資產	— Deferred tax assets to be recovered after more than 12 months	6,654	12,443
— 12個月內轉回的遞延稅項資產	— Deferred tax assets to be recovered within 12 months	2,827	1,723
		9,481	14,166
遞延稅項負債	Deferred tax liabilities		
— 12個月後轉回的遞延稅項負債	— Deferred tax liability to be recovered after more than 12 months	(543,320)	(662,899)
— 12個月內轉回的遞延稅項負債	— Deferred tax liability to be recovered within 12 months	(46,411)	(48,180)
		(589,731)	(711,079)
遞延稅項負債 — 淨額	Deferred tax liabilities — net	(580,250)	(696,913)

遞延稅項賬目的總變動列示如下：

The gross movements on the deferred tax account are as follows:

		截至十二月三十一日止年度 Year ended 31 December	
		二零二五年 2025 人民幣千元 RMB'000	二零二四年 2024 人民幣千元 RMB'000
於一月一日	At 1 January	(696,913)	(727,868)
於損益內記賬(附註12)	Charged to profit or loss (Note 12)	116,663	30,955
於十二月三十一日	At 31 December	(580,250)	(696,913)

綜合財務報表附註(續)
Notes to the Consolidated Financial Statements (Continued)
(金額單位為人民幣千元(除非另有說明))
(All amounts in RMB thousands unless otherwise stated)

30 遞延稅項(續)

- (b) 年內遞延稅項資產和負債的變動如下：

遞延稅項資產

		資產減值準備	應計費用	稅項虧損	折舊	其他	抵銷	總額
		Provision for impairment of assets	Accrued expenses	Tax losses	Depreciation	Others	Offsetting	Total
		人民幣千元	人民幣千元	人民幣千元	人民幣千元	人民幣千元	人民幣千元	人民幣千元
		RMB'000	RMB'000	RMB'000	RMB'000	RMB'000	RMB'000	RMB'000
於二零二四年一月一日	At 1 January 2024	44,658	1,482	18,633	743	1,300	(58,778)	8,038
於損益內扣除/(記賬)	Credited/(charged) to profit or loss	15,611	239	6,678	(2)	(351)	(16,047)	6,128
於二零二四年十二月三十一日	As at 31 December 2024	60,269	1,721	25,311	741	949	(74,825)	14,166
於二零二五年一月一日	At 1 January 2025	60,269	1,721	25,311	741	949	(74,825)	14,166
於損益內扣除/(記賬)	Credited/(charged) to profit or loss	75,520	9,089	(3,852)	1	343	(85,786)	(4,685)
於二零二五年十二月三十一日	As at 31 December 2025	135,789	10,810	21,459	742	1,292	(160,611)	9,481

30 DEFERRED TAX (continued)

- (b) The movements in deferred tax assets and liabilities during the year are as follows:

Deferred tax assets

綜合財務報表附註(續)

Notes to the Consolidated Financial Statements (Continued)

(金額單位為人民幣千元(除非另有說明))

(All amounts in RMB thousands unless otherwise stated)

30 遞延稅項(續)

- (b) 年內遞延稅項資產和負債的變動如下：(續)

遞延稅項負債

		公允價值 重估和調整	與中國境內 附屬公司 擬分配股利/ 收取利息相關 的預扣稅項 Withholding tax relating to dividends to be distributed/ interests earned from the PRC subsidiaries	折舊	抵銷	總額
		Fair value revaluation and adjustments 人民幣千元 RMB'000	Depreciation 人民幣千元 RMB'000	Offsetting 人民幣千元 RMB'000	Total 人民幣千元 RMB'000	
於二零二四年一月一日	At 1 January 2024	528,594	41,397	224,693	(58,778)	735,906
於損益內(扣除)/記賬	(Credited)/charged to profit or loss	(24,390)	46	15,564	(16,047)	(24,827)
於二零二四年十二月三十一日	As at 31 December 2024	504,204	41,443	240,257	(74,825)	711,079
於二零二五年一月一日	At 1 January 2025	504,204	41,443	240,257	(74,825)	711,079
於損益內扣除	Credited profit or loss	(23,188)	(11,207)	(1,167)	(85,786)	(121,348)
於二零二五年十二月三十一日	As at 31 December 2025	481,016	30,236	239,090	(160,611)	589,731

30 DEFERRED TAX (continued)

- (b) The movements in deferred tax assets and liabilities during the year are as follows: (continued)

Deferred tax liabilities

		Fair value revaluation and adjustments RMB'000	Depreciation RMB'000	Offsetting RMB'000	Total RMB'000
At 1 January 2024		528,594	224,693	(58,778)	735,906
(Credited)/charged to profit or loss		(24,390)	15,564	(16,047)	(24,827)
As at 31 December 2024		504,204	240,257	(74,825)	711,079
At 1 January 2025		504,204	240,257	(74,825)	711,079
Credited profit or loss		(23,188)	(1,167)	(85,786)	(121,348)
As at 31 December 2025		481,016	239,090	(160,611)	589,731

30 遞延稅項(續)

- (b) 年內遞延稅項資產和負債的變動如下：(續)

於二零二五年十二月三十一日，本集團未就若干附屬公司之未予分配盈利而應繳納預扣稅而引致的遞延稅項負債約人民幣323,951,000元(二零二四年：人民幣313,817,000元)作出確認。該等金額將被永續用於再投資。於二零二五年十二月三十一日的未予分配盈利總額約為人民幣6,479,023,000元(二零二四年：人民幣6,276,340,000元)。本集團無意於可預見未來將自相關附屬公司的未予分配盈利劃撥至香港控股公司。

30 DEFERRED TAX (continued)

- (b) The movements in deferred tax assets and liabilities during the year are as follows: (continued)

As at 31 December 2025, deferred tax liabilities of approximately RMB323,951,000 (2024: RMB313,817,000) had not been recognised for the withholding tax that would be payable on the unremitted earnings of certain subsidiaries. Such amounts are permanently reinvested. Unremitted earnings totalled approximately RMB6,479,023,000 as at 31 December 2025 (2024: RMB6,276,340,000). The Group does not intend to remit these unremitted earnings from the relevant subsidiaries to the Hong Kong holding entity in the foreseeable future.

綜合財務報表附註(續)

Notes to the Consolidated Financial Statements (Continued)

(金額單位為人民幣千元(除非另有說明))

(All amounts in RMB thousands unless otherwise stated)

31 股利

於二零二五年度內所派發股利為人民幣139,005,000元(二零二四年：人民幣151,394,000元)。

31 DIVIDENDS

The dividend paid in 2025 was RMB139,005,000 (2024: RMB151,394,000).

		二零二五年 2025 人民幣千元 RMB'000	二零二四年 2024 人民幣千元 RMB'000
普通股派付截至 二零二四年 十二月三十一日止 年度末期股利 每股人民幣9.79分 (二零二三年：每股 人民幣10.82分)	Final dividend for the year ended 31 December 2024 of RMB9.79 cents per share (2023: RMB10.82 cents per share) distributed to ordinary shares	94,838	105,044
普通股派付截至 二零二五年 十二月三十一日止 年度中期股利每股 人民幣4.60分 (二零二四年：每股 人民幣4.79分)	Interim dividend for the year ended 31 December 2025 of RMB4.60 cents per share (2024: RMB4.79 cents per share) distributed to ordinary shares	44,167	46,350
		139,005	151,394

根據董事會於二零二六年三月三十日的決議，本公司董事會建議派發截至二零二五年十二月三十一日止年度的末期股利總額約人民幣54,319,000元(每股人民幣5.57分)(二零二四年：每股人民幣9.79分，約為人民幣96,127,000元)。該建議股利未在綜合財務報表中反映為應付股利。

Pursuant to the resolution of the Board of Directors dated 30 March 2026, the board of directors of the Company proposed to distribute total final dividend of approximately RMB54,319,000 (RMB5.57 cents per share) for the year ended 31 December 2025 (2024: RMB9.79 cents per share, approximately RMB96,127,000). This proposed dividend is not reflected as a dividend payable in the consolidated financial statements.

綜合財務報表附註(續)
Notes to the Consolidated Financial Statements (Continued)

(金額單位為人民幣千元(除非另有說明))
(All amounts in RMB thousands unless otherwise stated)

32 經營業務產生的現金

32 CASH GENERATED FROM OPERATIONS

(a) 將除所得稅前利潤調節為經營業務產生的現金

(a) Reconciliation of profit before income tax to cash generated from operations

		截至十二月三十一日止年度 Year ended 31 December	
		二零二五年 2025 人民幣千元 RMB'000	二零二四年 2024 人民幣千元 RMB'000
除所得稅前利潤	Profit before income tax	111,387	506,980
調整項目：	Adjustments for:		
— 物業、廠房和設備以及投資物業折舊(附註14、16)	— Depreciation of property, plant and equipment and investment properties (Notes 14,16)	234,718	223,169
— 無形資產攤銷(附註17)	— Amortisation of intangible assets (Note 17)	126,008	128,915
— 使用權資產折舊(附註15)	— Depreciation of right-of-use assets (Note 15)	20,137	17,092
— 財務收益(附註10)	— Finance income (Note 10)	(2,757)	(5,764)
— 財務成本(附註10)	— Finance costs (Note 10)	358,527	384,785
— 匯兌(收益)/虧損淨額(附註7)	— Net foreign exchange (gains)/losses (Note 7)	(17,030)	49,102
— 以公允價值計量且其變動計入損益的金融資產和金融負債虧損(附註7)	— Losses on financial assets and financial liabilities at fair value through profit or loss (Note 7)	18,396	17,453
— 金融及合約資產的減值虧損淨額	— Net impairment losses on financial assets and contract assets	306,944	62,445
— 預付款項的減值虧損淨額	— Net impairment losses on prepayments	2,588	—
— 商譽減值虧損(附註17)	— Impairment loss on goodwill (Note 17)	28,344	43,751
— 應佔聯營公司及合營企業業績(附註11(b))	— Share of results of associates and a joint venture (Note 11(b))	(29,798)	(20,472)
— 處置物業、廠房和設備的利得(b)	— Gains on disposal of property, plant and equipment (b)	(6,711)	(26,311)
— 其他	— Others	3,043	1,057
		1,153,796	1,382,202
營運資金變動：	Changes in working capital:		
— 存貨	— Inventories	10,769	(48,242)
— 受限制現金	— Restricted cash	33,114	(61,364)
— 應收賬款和其他應收款	— Trade and other receivables	(903,001)	(334,722)
— 應付賬款和其他應付款	— Trade and other payables	(233,197)	(72,070)
— 合約資產	— Contract assets	1,026,442	292,450
— 合約負債	— Contract liabilities	84,110	(44,335)
		18,237	(268,283)
經營活動產生的現金	Cash generated from operations	1,172,033	1,113,919

綜合財務報表附註(續)

Notes to the Consolidated Financial Statements (Continued)

(金額單位為人民幣千元(除非另有說明))

(All amounts in RMB thousands unless otherwise stated)

32 經營業務產生的現金 (續)

(b) 處置物業、廠房和設備所得款項

於綜合現金流量表中，處置物業、廠房和設備所得款項包括：

32 CASH GENERATED FROM OPERATIONS (continued)

(b) Proceeds from disposal of property, plant and equipment

In the consolidated statement of cash flows, proceeds from disposal of property, plant and equipment comprise:

		截至十二月三十一日止年度 Year ended 31 December	
		二零二五年 2025 人民幣千元 RMB'000	二零二四年 2024 人民幣千元 RMB'000
賬面淨值(附註14)	Net book amount (Note 14)	13,621	3,210
處置物業、廠房和設備的利得(附註7)	Gains on disposal of property, plant and equipment (Note 7)	6,711	26,311
處置物業、廠房和設備所得款項	Proceeds from disposal of property, plant and equipment	20,332	29,521

(c) 債務淨額調節

本節載列每個期間內所列示的債務淨額的分析和變動。

(c) Net debt reconciliation

This section sets out an analysis of net debt and the movements in net debt for each of the periods presented.

		截至十二月三十一日止年度 Year ended 31 December	
		二零二五年 2025 人民幣千元 RMB'000	二零二四年 2024 人民幣千元 RMB'000
債務淨額	Net debt		
現金和現金等價物	Cash and cash equivalents	1,238,278	1,103,037
受限制現金	Restricted cash	142,785	215,490
借款	Borrowings	(6,871,269)	(6,992,181)
租賃負債	Lease liabilities	(19,268)	(17,132)
債務淨額	Net debt	(5,509,474)	(5,690,786)
現金	Cash	1,381,063	1,318,527
債務總額 — 固定利率	Gross debt — fixed interest rates	(483,847)	(924,905)
債務總額 — 浮動利率	Gross debt — variable interest rates	(6,387,422)	(6,067,276)
租賃負債	Lease liabilities	(19,268)	(17,132)
債務淨額	Net debt	(5,509,474)	(5,690,786)

32 經營業務產生的現金
(續)32 CASH GENERATED FROM OPERATIONS
(continued)

(c) 債務淨額調節(續)

(c) Net debt reconciliation (continued)

		現金和 現金等價物 Cash and cash equivalents 人民幣千元 RMB'000	受限制現金 Restricted cash 人民幣千元 RMB'000	借款 Borrowings 人民幣千元 RMB'000	租賃負債 Leases liability 人民幣千元 RMB'000	總額 Total 人民幣千元 RMB'000
於二零二四年一月一日債務淨額	Net debt as at 1 January 2024	964,310	199,242	(6,801,454)	(9,454)	(5,647,356)
現金流量	Cash flows	140,886	16,248	(142,907)	4,033	18,260
取得租賃	New leases	—	—	—	(10,816)	(10,816)
匯兌調整和其他非現金變動	Foreign exchange adjustments and other non-cash movements	(2,159)	—	(47,820)	(895)	(50,874)
於二零二四年十二月三十一日債務淨額	Net debt as at 31 December 2024	1,103,037	215,490	(6,992,181)	(17,132)	(5,690,786)
		現金和 現金等價物 Cash and cash equivalents 人民幣千元 RMB'000	受限制現金 Restricted cash 人民幣千元 RMB'000	借款 Borrowings 人民幣千元 RMB'000	租賃負債 Leases liability 人民幣千元 RMB'000	總額 Total 人民幣千元 RMB'000
於二零二五年一月一日債務淨額	Net debt as at 1 January 2025	1,103,037	215,490	(6,992,181)	(17,132)	(5,690,786)
現金流量	Cash flows	138,649	(72,705)	124,403	17,724	208,071
取得租賃	New leases	—	—	—	(18,950)	(18,950)
匯兌調整和其他非現金變動	Foreign exchange adjustments and other non-cash movements	(3,408)	—	(3,491)	(910)	(7,809)
於二零二五年十二月三十一日債務淨額	Net debt as at 31 December 2025	1,238,278	142,785	(6,871,269)	(19,268)	(5,509,474)

33 或有事項

33 CONTINGENCIES

於二零二五年十二月三十一日及二零二四年十二月三十一日，本集團無重大或有負債。

As at 31 December 2025 and 31 December 2024, the Group did not have any material contingent liabilities.

綜合財務報表附註(續)

Notes to the Consolidated Financial Statements (Continued)

(金額單位為人民幣千元(除非另有說明))

(All amounts in RMB thousands unless otherwise stated)

34 承諾

(a) 資本承諾

於報告期末已訂約但未發生之資本開支如下：

34 COMMITMENTS

(a) Capital commitments

Capital expenditure contracted for at the end of each reporting period, but not yet incurred is as follows:

		於十二月三十一日 As at 31 December	
		二零二五年 2025 人民幣千元 RMB'000	二零二四年 2024 人民幣千元 RMB'000
對河南豫資天倫基金 資本性投資	Capital investment to Henan Yuzi Tianlun Fund	3,600,000	3,600,000
物業、廠房和設備	Property, plant and equipment	14,090	19,705
		3,614,090	3,619,705

(b) 經營權費用承諾

(b) Licensing fee commitments

		於十二月三十一日 As at 31 December	
		二零二五年 2025 人民幣千元 RMB'000	二零二四年 2024 人民幣千元 RMB'000
不超過一年	Not later than one year	1,100	1,100
超過一年但不超過五年	Later than one year and no later than five years	4,400	4,400
超過五年	Later than five years	2,200	3,300
		7,700	8,800

35 關聯方交易

關聯方是指一方有能力控制另一方或在其財務和經營決策上施加重大影響。如雙方受共同控制，亦被視為有所關聯。

本集團由於英屬維京群島註冊成立的天倫集團有限公司控制，該公司由金輝發展有限公司(於英屬維京群島註冊成立)全資擁有，並最終由張瀛岑先生、孫燕熙女士、張道遠先生(「控股股東」)控制。

以下是於截至二零二五年十二月三十一日及二零二四年十二月三十一日止年度，本集團與關聯方在日常業務進行的主要關聯方交易概要，以及於二零二五年十二月三十一日及二零二四年十二月三十一日的相應關聯方結餘。

35 RELATED PARTY TRANSACTIONS

Related parties are those parties that have the ability to control the other party or exercise significant influence in making financial and operating decisions. Parties are also considered to be related if they are subject to common control.

The Group is controlled by Tian Lun Group Limited, a company incorporated in the British Virgin Islands (“BVI”), a direct wholly-owned subsidiary of Gold Shine Development Limited (incorporated in the BVI), and is ultimately controlled by Mr. Zhang Yingcen, Ms. Sun Yanxi and Mr. Zhang Daoyuan (“Controlling Shareholders”).

The following is a summary of the significant transactions carried out between the Group and its related parties in the ordinary course of business during the years ended 31 December 2025 and 31 December 2024, and balances arising from related party transactions as at 31 December 2025 and 31 December 2024.

綜合財務報表附註(續)

Notes to the Consolidated Financial Statements (Continued)

(金額單位為人民幣千元(除非另有說明))

(All amounts in RMB thousands unless otherwise stated)

35 關聯方交易(續)

(a) 關聯方名稱及關係

關聯方名稱 Name of related party	關係 Relationship
--------------------------------	--------------------

蘇州平莊 Suzhou Pingzhuang	本集團聯營公司 Associate of the Group
---------------------------	-----------------------------------

沈丘潔源 Shenqiu Jieyuan	本集團聯營公司 Associate of the Group
-------------------------	-----------------------------------

內蒙古油氣 Inner Mongolia Petroleum and Gas	本集團聯營公司 Associate of the Group
---	-----------------------------------

國天平頂山 Guotian Pingdingshan	本集團聯營公司 Associate of the Group
-------------------------------	-----------------------------------

尼龍城燃氣 Nylon City Gas	本集團聯營公司 Associate of the Group
-------------------------	-----------------------------------

河南豫資天倫基金 Henan Yuzi Tianlun Fund	本集團合營企業 Joint venture of the Group
-------------------------------------	---------------------------------------

河南豫天 Henan Yutian	河南豫資天倫基金控制之公司 Controlled by Henan Yuzi Tianlun Fund
----------------------	--

河南省天緣能源投資有限公司(「河南天緣投資」) Henan Tianlv Energy Investment Limited ("Henan Tianlv Investment")	控股股東全資持有之公司 Wholly owned by the Controlling Shareholders
--	---

河南天倫房地產有限公司(「河南天倫房地產」) Henan Tian Lun Real Estate Group Limited ("Henan Tian Lun Real Estate")	控股股東全資持有之公司 Wholly owned by the Controlling Shareholders
--	---

河南省天倫投資控股集團有限公司(「河南天倫投資控股」) Henan Tian Lun Investment Holdings Group Limited ("Henan Tian Lun Investment Holdings")	控股股東全資持有之公司 Wholly owned by the Controlling Shareholders
---	---

河南省天倫教育投資有限公司(「河南天倫教育」) Henan Tianlun Education Investment Co., Ltd. ("Henan Tianlun Education")	控股股東全資持有之公司 Wholly owned by the Controlling Shareholders
--	---

河南新天倫物業管理有限公司(「河南新天倫物業管理」) Henan Xintianlun Property Management Co., Ltd. ("Henan Xintianlun Property Management")	控股股東全資持有之公司 Wholly owned by the Controlling Shareholders
--	---

鄭州金山置業有限公司(「鄭州金山置業」) Zhengzhou Jinshan Real Estate Limited ("Zhengzhou Jinshan Real Estate")	控股股東全資持有之公司 Wholly owned by the Controlling Shareholders
--	---

35 RELATED PARTY TRANSACTIONS (continued)

(a) Name and relationship with related parties

綜合財務報表附註(續)
Notes to the Consolidated Financial Statements (Continued)
(金額單位為人民幣千元(除非另有說明))
(All amounts in RMB thousands unless otherwise stated)

35 關聯方交易(續)

(b) 重大關聯方交易

本集團與關聯方進行下列重大交易。

35 RELATED PARTY TRANSACTIONS (continued)

(b) Significant related party transactions

The Group had the following significant transactions with related parties.

		截至十二月三十一日止年度 Year ended 31 December	
		二零二五年 2025 人民幣千元 RMB'000	二零二四年 2024 人民幣千元 RMB'000
燃氣銷售	Sales of gas		
蘇州平莊	Suzhou Pingzhuang	39,237	41,102
尼龍城燃氣	Nylon City Gas	1,700	—
河南豫天	Henan Yutian	98,528	138,180
		139,465	179,282

		截至十二月三十一日止年度 Year ended 31 December	
		二零二五年 2025 人民幣千元 RMB'000	二零二四年 2024 人民幣千元 RMB'000
提供工程服務	Provision of construction service		
河南豫天	Henan Yutian	44,398	18,818

綜合財務報表附註(續)

Notes to the Consolidated Financial Statements (Continued)

(金額單位為人民幣千元(除非另有說明))

(All amounts in RMB thousands unless otherwise stated)

35 關聯方交易(續)

35 RELATED PARTY TRANSACTIONS (continued)

(b) 重大關聯方交易(續)

(b) Significant related party transactions (continued)

		截至十二月三十一日止年度 Year ended 31 December	
		二零二五年 2025 人民幣千元 RMB'000	二零二四年 2024 人民幣千元 RMB'000
提供其他服務	Provision of other services		
國天平頂山	Guotian Pingdingshan	1,048	—
尼龍城燃氣	Nylon City Gas	500	—
河南豫天	Henan Yutian	4,195	—
		5,743	—

		截至十二月三十一日止年度 Year ended 31 December	
		二零二五年 2025 人民幣千元 RMB'000	二零二四年 2024 人民幣千元 RMB'000
原材料購買	Purchase of raw materials		
河南豫天	Henan Yutian	414	1,693

		截至十二月三十一日止年度 Year ended 31 December	
		二零二五年 2025 人民幣千元 RMB'000	二零二四年 2024 人民幣千元 RMB'000
購買物業	Property purchase		
鄭州金山置業	Zhengzhou Jinshan Real Estate	2,745	—

綜合財務報表附註(續)
Notes to the Consolidated Financial Statements (Continued)

(金額單位為人民幣千元(除非另有說明))
(All amounts in RMB thousands unless otherwise stated)

35 關聯方交易(續)

35 RELATED PARTY TRANSACTIONS (continued)

(b) 重大關聯方交易(續)

(b) Significant related party transactions (continued)

		截至十二月三十一日止年度 Year ended 31 December	
		二零二五年 2025 人民幣千元 RMB'000	二零二四年 2024 人民幣千元 RMB'000
物業租金費用	Property rental expenses		
河南天倫教育	Henan Tianlun Education	4,286	—

		截至十二月三十一日止年度 Year ended 31 December	
		二零二五年 2025 人民幣千元 RMB'000	二零二四年 2024 人民幣千元 RMB'000
物業管理服務費支出	Property management service fee expenses		
河南新天倫物業管理	Henan Xintianlun Property Management	3,538	—

上述關聯方交易於日常業務中按相關協議的條款進行。

These transactions are carried out on terms agreed with the counter party in the ordinary course of business.

(c) 與關聯方的結餘

(c) Balances with related parties

		於十二月三十一日 As at 31 December	
		二零二五年 2025 人民幣千元 RMB'000	二零二四年 2024 人民幣千元 RMB'000
應收賬款和其他應收款	Trade and other receivables		
— 河南豫天	— Henan Yutian	2,362,815	1,348,305
— 河南天綠投資	— Henan Tianlv Investment	13,597	13,597
— 國天平頂山	— Guotou Pingdingshan	406	1,609
— 河南天倫教育	— Henan Tian Lun Education	2,250	—
		2,379,068	1,363,511

綜合財務報表附註(續)

Notes to the Consolidated Financial Statements (Continued)

(金額單位為人民幣千元(除非另有說明))

(All amounts in RMB thousands unless otherwise stated)

35 關聯方交易(續)

35 RELATED PARTY TRANSACTIONS (continued)

(b) 重大關聯方交易(續)

(c) Balances with related parties (continued)

		於十二月三十一日	
		As at 31 December	
		二零二五年	二零二四年
		2025	2024
		人民幣千元	人民幣千元
		RMB'000	RMB'000
合約資產	Contract assets		
— 河南豫天	— Henan Yutian	796,835	1,813,563

		於十二月三十一日	
		As at 31 December	
		二零二五年	二零二四年
		2025	2024
		人民幣千元	人民幣千元
		RMB'000	RMB'000
應付賬款和其他應付款	Trade and other payables		
— 河南豫天	— Henan Yutian	8,650	8,275
— 河南天綠投資	— Henan Tianlv Investment	42	42
— 蘇州平莊	— Suzhou Pingzhuang	212	212
— 內蒙古油氣	— Inner Mongolia Petroleum and Gas	20	20
— 沈丘潔源	— Shenqiu Jieyuan	357	357
		9,281	8,906

		於十二月三十一日	
		As at 31 December	
		二零二五年	二零二四年
		2025	2024
		人民幣千元	人民幣千元
		RMB'000	RMB'000
合約負債	Contract liabilities		
— 蘇州平莊	— Suzhou Pingzhuang	193	290
— 尼龍城燃氣	— Nylon City Gas	64	—
		257	290

綜合財務報表附註(續)
Notes to the Consolidated Financial Statements (Continued)
(金額單位為人民幣千元(除非另有說明))
(All amounts in RMB thousands unless otherwise stated)

35 關聯方交易(續)

(b) 重大關聯方交易(續)

35 RELATED PARTY TRANSACTIONS (continued)

(c) Balances with related parties (continued)

		於十二月三十一日 As at 31 December	
		二零二五年 2025 人民幣千元 RMB'000	二零二四年 2024 人民幣千元 RMB'000
租賃負債	Lease liabilities		
— 河南天倫教育	— Henan Tian Lun Education	8,780	—

(d) 關鍵管理人員薪酬

(d) Key management compensation

		截至十二月三十一日止年度 Year ended 31 December	
		二零二五年 2025 人民幣千元 RMB'000	二零二四年 2024 人民幣千元 RMB'000
基本薪金和津貼	Basic salaries and allowances	24,535	24,270
社會保險費支出	Social security payments	2,378	2,444
		26,913	26,714

(e) 關聯方提供的擔保

於二零二五年十二月三十一日，張瀛岑先生、孫燕熙女士、張百萱女士及其全資持有的河南天倫投資控股、河南天綠投資及河南天倫房地產向本集團人民幣1,605,366,000元(二零二四年：人民幣2,399,535,000元)的銀行借款提供擔保。

(e) Guarantee received from related parties

As at 31 December 2025, Mr. Zhang Yingcen, Ms. Sun Yanxi, Ms. Zhang Baixuan and the related parties wholly owned by controlling shareholders of the Company, which were Henan Tian Lun Investment Holdings, Henan Tianlv Investment and Henan Tian Lun Real Estate provided guarantee to the bank borrowings of the Group amounting to RMB1,605,366,000 (2024: RMB2,399,535,000).

綜合財務報表附註(續)

Notes to the Consolidated Financial Statements (Continued)

(金額單位為人民幣千元(除非另有說明))

(All amounts in RMB thousands unless otherwise stated)

35 關聯方交易(續)

(f) 財務擔保合約

本集團向河南豫天的銀行借款提供擔保。於二零二五年十二月三十一日，河南豫天的借款總額(被擔保)為人民幣380,400,000元(二零二四年：人民幣406,400,000元)。本集團承擔前述總借款金額50%的擔保義務。

董事認為，本集團發出的財務擔保合約的公允價值並不重大。

35 RELATED PARTY TRANSACTIONS (continued)

(f) Financial guarantee contracts

The Group provided guarantees to bank borrowings of Henan Yutian. As at 31 December 2025, the guaranteed borrowings of Henan Yutian amounted to RMB380,400,000 (2024: RMB406,400,000). The Group undertaken 50% guarantee obligation of the aforesaid total borrowings.

In the opinion of the directors, the fair values of the financial guarantee contracts of the Group provided were insignificant.

36 報告期後事項

(i) 根據董事會於二零二六年三月三十日的決議，董事會建議派發截至二零二五年十二月三十一日止年度的末期股利每股人民幣5.57分。該議案尚需在即將舉行的股東週年大會上予以批准，詳情請參閱附註31。

(ii) 本公司於二零二五年十二月在聯交所購回1,808,500股普通股，並於二零二六年一月至二月期間在聯交所購回4,880,000股普通股。該等購回股份之款項已自本公司的留存收益中撥付。該等股份後續已於二零二六年三月二十六日註銷。

36 EVENT AFTER THE REPORTING PERIOD

(i) Pursuant to a resolution of the Board of Directors on 30 March 2026, a final dividend for the year ended 31 December 2025 of RMB5.57 cents per share was proposed. The proposal is subject to approval at the forthcoming annual general meeting, details refer to Note 31.

(ii) The Company repurchased 1,808,500 ordinary shares on the Stock Exchange in December 2025 and 4,880,000 ordinary shares on the Stock Exchange during January to February 2026. These repurchased shares were paid out of the Company's retained profits. These shares have been subsequently cancelled on 26 March 2026.

綜合財務報表附註(續)
Notes to the Consolidated Financial Statements (Continued)

(金額單位為人民幣千元(除非另有說明))
(All amounts in RMB thousands unless otherwise stated)

**37 本公司財務狀況表及
儲備變動情況**

本公司財務狀況表

**37 STATEMENT OF FINANCIAL POSITION AND
RESERVE MOVEMENTS OF THE COMPANY**

Statement of financial position of the Company

		於十二月三十一日 As at 31 December	
		二零二五年 2025 人民幣千元 RMB'000	二零二四年 2024 人民幣千元 RMB'000
	附註 Note		
資產	ASSETS		
非流動資產	Non-current assets		
其他應收款	Other receivables	9,526	6,719
以公允價值計量且其變動計入損益的金融資產	Financial assets at fair value through profit or loss	5,391	6,175
附屬公司投資	Investments in subsidiaries	129,220	129,220
		144,137	142,114
流動資產	Current assets		
其他應收款	Other receivables	1,723,081	2,036,543
以公允價值計量且其變動計入損益的金融資產	Financial assets at fair value through profit or loss	233,418	250,679
受限制現金	Restricted cash	46,922	86,512
現金和現金等價物	Cash and cash equivalents	83,052	19,876
		2,086,473	2,393,610
資產總值	Total assets	2,230,610	2,535,724

綜合財務報表附註(續)

Notes to the Consolidated Financial Statements (Continued)

(金額單位為人民幣千元(除非另有說明))

(All amounts in RMB thousands unless otherwise stated)

37 本公司財務狀況表及 儲備變動情況(續)

37 STATEMENT OF FINANCIAL POSITION AND RESERVE MOVEMENTS OF THE COMPANY (continued)

本公司財務狀況表(續)

Statement of financial position of the Company (continued)

		於十二月三十一日 As at 31 December	
		二零二五年 2025 人民幣千元 RMB'000	二零二四年 2024 人民幣千元 RMB'000
	附註 Note		
權益及負債	EQUITY AND LIABILITIES		
歸屬於本公司所有者 之權益	Equity attributable to owners of the Company		
股本	Share capital	8,264	8,264
庫存股	Treasure shares	(78,599)	(73,233)
股份溢價	Share premium	81,317	81,317
儲備	Reserves	19,179	19,179
累計虧損	Accumulated losses	(1,598,886)	(1,308,732)
總權益	Total equity	(1,568,725)	(1,273,205)
負債	LIABILITIES		
非流動負債	Non-current liabilities		
以公允價值計量且其 變動計入損益的 金融負債	Financial liabilities at fair value through profit or loss	10,520	—
借款	Borrowings	837,320	1,811,164
		847,840	1,811,164
流動負債	Current liabilities		
以公允價值計量且其變動 計入損益的金融負債	Financial liabilities at fair value through profit or loss	16	—
借款	Borrowings	499,660	214,373
其他應付款	Other payables	2,451,819	1,783,392
		2,951,495	1,997,765
負債總額	Total liabilities	3,799,335	3,808,929
總權益及負債	Total equity and liabilities	2,230,610	2,535,724

董事會於二零二六年三月三十日核
准並許可發出。

Approved and authorised for issue by the board of directors on 30
March 2026.

冼振源先生
Mr. Xian Zhenyuan
董事
Director

李濤女士
Ms. Li Tao
董事
Director

綜合財務報表附註(續)
Notes to the Consolidated Financial Statements (Continued)
(金額單位為人民幣千元(除非另有說明))
(All amounts in RMB thousands unless otherwise stated)

**37 本公司財務狀況表及
儲備變動情況(續)**

附註(a): 本公司庫存股、股份溢價、儲備及累計虧損變動情況

**37 STATEMENT OF FINANCIAL POSITION AND
RESERVE MOVEMENTS OF THE COMPANY
(continued)**

Note (a): Treasure shares, share premium, reserves and accumulated losses movements of the Company

		庫存股 Treasury shares 人民幣千元 RMB'000	股份溢價 Share premium 人民幣千元 RMB'000	累計虧損 Accumulated losses 人民幣千元 RMB'000	儲備 Reserves 人民幣千元 RMB'000
於二零二四年一月一日 At 1 January 2024		(73,233)	81,317	(1,009,777)	19,179
年度虧損	Loss for the year	—	—	(147,561)	—
已付股利	Dividends paid	—	—	(151,394)	—
於二零二四年十二月三十一日 At 31 December 2024		(73,233)	81,317	(1,308,732)	19,179
於二零二五年一月一日 At 1 January 2025		(73,233)	81,317	(1,308,732)	19,179
年度虧損	Loss for the year	—	—	(151,149)	—
股份回購	Repurchase of shares	(5,366)	—	—	—
已付股利	Dividends paid	—	—	(139,005)	—
於二零二五年十二月三十一日 At 31 December 2025		(78,599)	81,317	(1,598,886)	19,179

綜合財務報表附註(續)

Notes to the Consolidated Financial Statements (Continued)

(金額單位為人民幣千元(除非另有說明))

(All amounts in RMB thousands unless otherwise stated)

38 董事的利益和權益(香港《公司條例》(第622章)第383條、《公司(披露董事利益資料)規例》(第622G章)及上市規則規定的披露)

38 BENEFITS AND INTERESTS OF DIRECTORS (DISCLOSURES REQUIRED BY SECTION 383 OF THE HONG KONG COMPANIES ORDINANCE (CAP. 622), COMPANIES (DISCLOSURE OF INFORMATION ABOUT BENEFITS OF DIRECTORS) REGULATION (CAP. 622G) AND THE LISTING RULES)

(a) 董事及行政總裁薪酬

每名董事及行政總裁的薪酬如下：

截至二零二五年十二月三十一日止年度：

(a) Directors' and chief executive's emoluments

The remuneration of every director and the chief executive is set out below:

For the year ended 31 December 2025:

名稱	Name	袍金	薪金	酌情獎金	津貼及實物福利	退休福利計劃的僱主供款	其他福利及股份支付支出	總額
		Fees 人民幣千元 RMB'000	Salaries 人民幣千元 RMB'000	Discretionary bonuses 人民幣千元 RMB'000	Allowances and benefits in kind 人民幣千元 RMB'000	Employer's contribution to a retirement benefit scheme 人民幣千元 RMB'000	Other benefits and share-based compensation expenses 人民幣千元 RMB'000	Total 人民幣千元 RMB'000
張濠岑先生*	Mr. Zhang Yingcen*	—	65	—	—	5	—	70
李濤女士	Ms. Li Tao	—	486	—	9	9	—	504
肖輝先生	Mr. Xiao Hui	—	362	—	9	9	—	380
張百萱女士*	Ms. Zhang Baixuan*	—	227	—	—	10	—	237
陳虹女士	Ms. Chen Hong	60	—	—	—	—	—	60
張道遠先生	Mr. Zhang Daoyuan	60	—	—	—	—	—	60
雷春勇先生	Mr. Lei Chunyong	87	—	—	—	—	—	87
周琳女士	Ms. Zhou Lin	87	—	—	—	—	—	87
陶曉慧女士*	Ms. Tao Xiaohui*	60	—	—	—	—	—	60
李留慶先生	Mr. Li Liuqing	87	—	—	—	—	—	87
行政總裁： 冼振源先生	Chief executive officer: Mr. Xian Zhenyuan	—	601	—	25	37	—	663
		441	1,741	—	43	70	—	2,295

綜合財務報表附註(續)
Notes to the Consolidated Financial Statements (Continued)
(金額單位為人民幣千元(除非另有說明))
(All amounts in RMB thousands unless otherwise stated)

38 董事的利益和權益(香港《公司條例》(第622章)第383條、《公司(披露董事利益資料)規例》(第622G章)及上市規則規定的披露)(續)

38 BENEFITS AND INTERESTS OF DIRECTORS (DISCLOSURES REQUIRED BY SECTION 383 OF THE HONG KONG COMPANIES ORDINANCE (CAP. 622), COMPANIES (DISCLOSURE OF INFORMATION ABOUT BENEFITS OF DIRECTORS) REGULATION (CAP. 622G) AND THE LISTING RULES) (continued)

截至二零二四年十二月三十一日止年度：

For the year ended 31 December 2024:

名稱	Name	袍金 Fees 人民幣千元 RMB'000	薪金 Salaries 人民幣千元 RMB'000	酌情獎金 Discretionary bonuses 人民幣千元 RMB'000	津貼及 實物福利 Allowances and benefits in kind 人民幣千元 RMB'000	退休福利 計劃的僱 主供款 Employer's contribution to a retirement benefit scheme 人民幣千元 RMB'000	其他福利及 股份支付支出 Other benefits and share-based compensation expenses 人民幣千元 RMB'000	總額 Total 人民幣千元 RMB'000
張瀛岑先生	Mr. Zhang Yingcen	—	780	—	24	35	—	839
劉民先生*	Mr. Liu Min*	—	455	—	—	—	—	455
李濤女士	Ms. Li Tao	—	486	—	9	9	—	504
肖輝先生*	Mr. Xiao Hui*	—	76	—	2	2	—	80
陳虹女士	Ms. Chen Hong	60	—	—	—	—	—	60
張道遠先生	Mr. Zhang Daoyuan	60	—	—	—	—	—	60
雷春勇先生	Mr. Lei Chunyong	60	—	—	—	—	—	60
周琳女士	Ms. Zhou Lin	60	—	—	—	—	—	60
歐亞群女士*	Ms. Ou Yaqun*	60	—	—	—	—	—	60
李留慶先生	Mr. Li Liuqing	60	—	—	—	—	—	60
行政總裁： 冼振源先生	Chief executive officer: Mr. Xian Zhenyuan	—	600	—	24	35	—	659
		360	2,397	—	59	81	—	2,897

陶曉慧女士：於二零二五年四月二十五日獲委任。

Ms. Tao Xiaohui: appointed with effect on 25 April 2025.

張瀛岑先生：於二零二五年一月二十七日辭任。

Mr. Zhang Yingcen: resigned with effect on 27 January 2025.

張百萱女士：於二零二五年一月二十七日獲委任。

Ms. Zhang Baixuan: appointed with effect on 27 January 2025.

劉民先生：於二零二四年十月十日辭任。

Mr. Liu Min: resigned with effect on 10 October 2024.

肖輝先生：於二零二四年十月十日獲委任。

Mr. Xiao Hui: appointed with effect on 10 October 2024.

歐亞群女士：於二零二四年十二月三十日辭任。

Ms. Ou Yaqun: resigned with effect on 30 December 2024.

綜合財務報表附註(續)

Notes to the Consolidated Financial Statements (Continued)

(金額單位為人民幣千元(除非另有說明))

(All amounts in RMB thousands unless otherwise stated)

38 董事的利益和權益(香港《公司條例》(第622章)第383條、《公司(披露董事利益資料)規例》(第622G章)及上市規則規定的披露)(續)

(b) 董事的退休福利

於本年度內，概無董事就擔任本公司及其附屬公司董事或提供其他服務或就管理公司或其附屬公司事務而提供之服務獲支付退休福利或應收退休福利(二零二四年：無)。

(c) 董事的離職福利

於本年度內，概無就董事終止董事服務而直接或間接向董事支付或作出任何付款或福利；亦無任何應付款項(二零二四年：無)。

(d) 就提供董事服務而向第三方提供的對價

於本年度內，概無就獲取董事服務而已付第三方或第三方應收之對價(二零二四年：無)。

(e) 有關以董事、董事之受控制法團及關連實體為受益人之貸款、準貸款及其他交易之資料

於本年度內，概無以董事、董事之受控制法團及關連實體為受益人之貸款、準貸款或其他交易(二零二四年：無)。

38 BENEFITS AND INTERESTS OF DIRECTORS (DISCLOSURES REQUIRED BY SECTION 383 OF THE HONG KONG COMPANIES ORDINANCE (CAP. 622), COMPANIES (DISCLOSURE OF INFORMATION ABOUT BENEFITS OF DIRECTORS) REGULATION (CAP. 622G) AND THE LISTING RULES) (continued)

(b) Directors' retirement benefits

During the year, no retirement benefits were paid to or receivable by the directors in respect of their services as directors of the Company and its subsidiaries or other services in connection with the management of the affairs of the Company or its subsidiary undertaking (2024: Nil).

(c) Directors' termination benefits

During the year, no payments or benefits in respect of termination of directors' services were paid or made, directly or indirectly, to the directors; nor are any payable (2024: Nil).

(d) Consideration provided to third parties for making available directors' services

During the year, no consideration was provided to or receivable by third parties for making available directors' services (2024: Nil).

(e) Information about loans, quasi-loans and other dealings in favour of directors, controlled bodies corporate by and connected entities with such directors

During the year, there are no loans, quasi-loans or other dealings in favour of the directors, their controlled bodies corporate and connected entities (2024: Nil).

38 董事的利益和權益(香港《公司條例》(第622章)第383條、《公司(披露董事利益資料)規例》(第622G章)及上市規則規定的披露)(續)

(f) 董事在交易、安排或合約的重大權益

於本年度內，本公司並無簽訂任何涉及本集團之業務而本公司之董事直接或間接在其中擁有重大權益之重要交易、安排或合約(二零二四年：無)。

38 BENEFITS AND INTERESTS OF DIRECTORS (DISCLOSURES REQUIRED BY SECTION 383 OF THE HONG KONG COMPANIES ORDINANCE (CAP. 622), COMPANIES (DISCLOSURE OF INFORMATION ABOUT BENEFITS OF DIRECTORS) REGULATION (CAP. 622G) AND THE LISTING RULES) (continued)

(f) Directors' material interests in transactions, arrangements or contracts

During the year, no significant transactions, arrangements and contracts in relation to the Group's business to which the Company was a party and in which a director of the Company had a material interest, whether directly or indirectly, subsisted at the end of the year or at any time during the year (2024: Nil).

五年財務摘要

FIVE YEAR FINANCIAL SUMMARY

		截至十二月三十一日止年度				
		Year ended 31 December				
業績		二零二五年	二零二四年	二零二三年	二零二二年	二零二一年
RESULTS		2025	2024	2023	2022	2021
		人民幣千元	人民幣千元	人民幣千元	人民幣千元	人民幣千元
		RMB'000	RMB'000	RMB'000	RMB'000	RMB'000
收入	Revenue	7,937,480	7,780,765	7,725,448	7,542,859	7,650,345
毛利	Gross profit	1,114,471	1,335,214	1,452,847	1,392,909	1,779,119
除所得稅前利潤	Profit before income tax	111,387	506,980	716,026	670,124	1,362,804
所得稅費用	Income tax expense	(55,625)	(182,471)	(209,749)	(200,852)	(334,690)
年度利潤	Profit for the year	55,762	324,509	506,277	469,272	1,028,114
資產、負債及權益						
ASSETS, LIABILITIES AND EQUITY						
		二零二五年	二零二四年	二零二三年	二零二二年	二零二一年
		2025	2024	2023	2022	2021
		人民幣千元	人民幣千元	人民幣千元	人民幣千元	人民幣千元
		RMB'000	RMB'000	RMB'000	RMB'000	RMB'000
總資產	Total assets	15,396,599	15,910,053	15,690,524	15,958,734	15,104,836
總負債	Total liabilities	9,270,115	9,647,570	9,578,703	10,136,064	9,576,462
總權益	Total equity	6,126,484	6,262,483	6,111,821	5,822,670	5,528,374



Tian Lun Gas Holdings Limited
天倫燃氣控股有限公司

(於開曼群島註冊成立的有限公司)
(Incorporated in the Cayman Islands with limited liability)
股份代號 Stock Code : 01600